

2024-2025 DRAFT AMENDED INTEGRATED DEVELOPMENT PLAN

FIFTH GENERATION 2022-2027

- 33 Church Street | Prince Albert | Western Cape | 6930
- Telephone: +27 23 541 1320
- E-mail: rekords@pamun.gov.za

A STORY OF PRINCE ALBERT LOCAL MUNICIPALITY

The Prince Albert Local Municipality (*Afrikaans: Prins Albert Munisipaliteit*) lies on the southern edge of the Great Karoo, a semi-desert region of the Western Cape Province. The Prince Albert Municipality is part of the largest district in the Western Cape Province and is supported by the Central Karoo District Municipality located in Beaufort West, including two local municipalities located in Laingsburg and Beaufort West.

The Greater Prince Albert Municipal Area covers an area of 8,153 km² and incorporates the towns and surrounding farm areas of Klaarstroom, Prince Albert, Prince Albert Road, and Leeu-Gamka. With a population of just 17, 000, this Category B Municipality is the second smallest municipality in the Western Cape with agriculture and tourism as its main economic drivers.

Nestling in the heart of the Central Karoo, the Prince Albert Municipality's vision is to establish the area as one characterized by high quality of living and service delivery. Serving a population of over 17, 000, the Municipality is committed to putting the people first and improving quality of life by unleashing the area's potential.

Prince Albert Municipality views the organisation as a strategic and essential partnership between the Municipal Council, the Administration and the residents of our beautiful area, where possible can be achieved through hard work and commitment.

TABLE OF CONTENTS

A STORY OF PRINCE ALBERT LOCAL MUNICIPALITY	2
DOCUMENT STRUCTURE: OUTLINE AND OVERVIEW	7
PREFACE OF THE FIFTH GENERATION INTEGRATED DEVELOPMENT PLAN	10
FOREWORD BY THE EXECUTIVE MAYOR	12
FOREWORD BY THE MUNICIPAL MANAGER.....	13
CHAPTER 1: EXECUTIVE SUMMARY.....	15
1.1 INTRODUCTION.....	15
1.1.1 PROCESS FOLLOWED TO FORMULATE THE 2022-2027 IDP	17
1.1.2 PROCESS FOLLOWED TO FORMULATE THE 2024-2025 REVIEWED 2022-2027 IDP	17
1.1.3 PURPOSE OF THE 2022-2027 IDP PROCESS PLAN.....	20
1.1.4 STATUS OF THE IDP	21
1.1.5 ROLES AND RESPONSIBILITIES IN THE IDP PROCESS	22
1.2 IDP LEGISLATIVE FRAMEWORK	26
1.3 MUNICIPAL OVERARCHING STRATEGY	29
1.3.1 STRATEGIC OBJECTIVES.....	29
1.3.2 DEVELOPMENT STRATEGY	30
1.3.3 STRATEGIC OBJECTIVES AND PRIORITY AREAS	30
1.3.4 KEY PLANNING AND POLICY DIRECTIVES	32
1.3.5 PRINCE ALBERT SWOT ANALYSIS.....	45
CHAPTER 2: SITUATIONAL ANALYSIS.....	46
2.1 INTRODUCTION.....	48
2.1.1 DESCRIPTION OF PRINCE ALBERT	48
2.1.2 CLIMATE	48
2.1.3 GEOGRAPHY	49
2.1.4 SPATIAL ANALYSIS	49
2.2 DETAILED SOCIO-ECONOMIC ANALYSIS	50
2.2.1 DEMOGRAPHICS	50
2.2.2 EDUCATION.....	52
2.2.3 HEALTH.....	56
2.2.4 POVERTY	58
2.2.5 BASIC SERVICE DELIVERY	60
2.2.6 SAFETY AND SECURITY.....	62
2.3 PEOPLE LIVING WITH DISABILITIES	64
2.4 THE ELDERLY	65
2.5 INDIGENT HOUSEHOLDS.....	66

2.6	THE ECONOMY	67
2.6.1	SECTORAL OVERVIEW	67
2.6.2	LABOUR MARKET PERFORMANCE.....	70
CHAPTER 3: INSTITUTIONAL ARRANGEMENTS.....		72
3.1	COUNCIL AND COUNCIL COMPOSITION.....	73
3.1.1	ROLES AND RESPONSIBILITIES:.....	75
	POLITICAL STRUCTURE AND POLITICAL OFFICE BEARER.....	75
3.2	MUNICIPAL WARDS.....	76
3.2.1	WARD 1	76
3.2.2	WARD 2.....	77
3.2.3	WARD 3.....	78
3.2.4	WARD 4.....	79
3.3	ADMINISTRATIVE AND INSTITUTIONAL CAPACITY	80
3.3.1	THE EXECUTIVE MANAGEMENT	80
3.4	ORGANISATIONAL STRUCTURE OF PRINCE ALBERT MUNICIPALITY	84
3.5	WARD COMMITTEES	87
3.6	HUMAN RESOURCE MANAGEMENT STRATEGY AND IMPLEMENTATION PLAN 2021 – 2026	
3.7	EMPLOYMENT EQUITY.....	95
3.8	SKILLS DEVELOPMENT.....	100
3.9	MUNICIPAL POLICIES.....	102
3.10	RECORD MANAGEMENT	112
3.11	INFORMATION AND COMMUNICATION TECHNOLOGY.....	115
3.12	RISK MANAGEMENT	131
3.13	ANTI-CORRUPTION AND ANTI-FRAUD	133
3.13.1	RISK MANAGEMENT AND ANTI-FRAUD AND CORRUPTION STRATEGIES.....	145
3.14	AUDIT COMMITTEE.....	145
3.15	INTERNAL AUDIT	147
3.16	PUBLIC PARTICIPATION AND COMMUNITY ENGAGEMENTS.....	149
CHAPTER 4: MUNICIPAL DEVELOPMENT STRATEGY		150
4.1	BASIC SERVICES.....	150
4.1.1	WATER PROVISION.....	151
4.1.2	SANITATION SERVICES.....	157
4.1.3	ELECTRICITY	161
4.1.4	WASTE MANAGEMENT.....	162
4.1.5	STATUS OF MUNICIPAL LANDFILL SITE.....	163
4.1.6	HOUSING.....	168
4.1.6.1	HUMAN SETTLEMENT DELIVERY PIPELINE 2022-2026.....	168

4.1.7	FREE BASIC SERVICE AND INDIGENT SUPPORT.....	175
4.1.8	ROADS.....	177
4.2	PLANNING.....	178
4.2.1	PLANNING TRIBUNAL.....	178
4.2.2	LAND USE DEVELOPMENT	180
4.3	LOCAL ECONOMIC DEVELOPMENT AND TOURISM	181
4.3.1	PRINCE ALBERT INNOVATION MAPPING	185
4.3.2	SMME DEVELOPMENT	188
4.3.2.1	INFORMAL TRADERS/ HAWKERS PREMISES (BEEHIVES).....	195
4.4	MUNICIPAL FARM.....	200
4.5	COMMUNITY AND SOCIAL SERVICES	202
4.5.1	LIBRARIES.....	202
4.5.2	CEMETERIES	203
4.5.3	ENVIRONMENTAL PROTECTION.....	203
4.5.3.1	AIR QUALITY CONTROL.....	203
4.5.4	TRAFFIC AND LAW ENFORCEMENT.....	204
4.5.5	FIRE SERVICES.....	205
4.5.6	DISASTER MANAGEMENT	206
4.5.7	SPORT AND RECREATION.....	215
CHAPTER 5: WARD - BASED PLANNING.....		217
5.1	WARD NEEDS ANALYSIS	217
5.1.1	WARD 1: NEEDS ANALYSIS	217
5.1.2	WARD 2: NEEDS ANALYSIS	227
5.1.3	WARD 3: NEEDS ANALYSIS	236
5.1.4	WARD 4: NEEDS ANALYSIS	243
5.2	COMPREHENSIVE RURAL DEVELOPMENT PROGRAM (CRDP) APPROACH.....	250
5.3	NEIGHBOURHOOD DEVELOPMENT PLANNING (NDP).....	252
CHAPTER 6: SECTORAL PLANS		256
6.1	SPATIAL DEVELOPMENT FRAMEWORK - MAY 2021	257
6.1.1	PRINCE ALBERT MUNICIPALITY COMPOSITE SPATIAL DEVELOPMENT FRAMEWORK	
6.1.2	LEEU-GAMKA SPATIAL DEVELOPMENT FRAMEWORK	270
6.1.3	KLAARSTROOM SPATIAL DEVELOPMENT FRAMEWORK.....	272
6.1.4	PRINCE ALBERT ROAD SPATIAL DEVELOPMENT FRAMEWORK	274
6.2	COMPREHENSIVE BULK INFRASTRUCTURE PLAN (CBIP).....	276
6.3	INTEGRATED TRANSPORT PLAN.....	277
6.4	MOBILITY STRATEGY FOR THE CENTRAL KAROO DISTRICT MUNICIPALITY	278
6.5	INTEGRATED WASTE MANAGEMENT PLAN (IWMP).....	279

6.6	AIR QUALITY MANAGEMENT PLAN (AQMP)	280
6.7	WORK PLACE SKILLS PLAN (WSP).....	281
6.8	HUMAN SETTLEMENTS DELIVERY PIPELINE.....	281
6.9	ENVIRONMENTAL MANAGEMENT & BIO-DIVERSITY PLAN.....	282
6.10	STORM WATER MASTER PLAN.....	283
6.11	PRINCE ALBERT MUNICIPALITY SAFETY PLAN.....	284
CHAPTER 7: INTERGOVERNMENTAL RELATIONS.....		290
7.1	DISTRICT IGR STRUCTURES.....	291
7.2	JOINT DISTRICT/METRO APPROACH (JDMA).....	293
7.3	INTEGRATED PROGRAMMES.....	305
7.3.1	THUSONG PROGRAMME	305
7.3.2	COMMUNITY WORKERS PROGRAM (CWP).....	305
7.3.3	REGIONAL SOCIO-ECONOMIC PROJECTS (RSEP) PROGRAMME	306
CHAPTER 8: FINANCIAL MANAGEMENT		315
8.1	INTRODUCTION.....	315
8.2	GRANTS AND SUBSIDIES	318
8.2.1	Transfer and grant receipts.....	318
8.2.2	Expenditure on transfers and grant programme.....	319
8.3	CAPITAL BUDGET FOR THE 2024/2025 MTREF	320
8.4	LONG-TERM FINANCIAL MANAGEMENT PLAN.....	321
8.5	NATIONAL AND PROVINCIAL BUDGET ALLOCATIONS.....	324
CHAPTER 9: PERFORMANCE MANAGEMENT		329
9.1	INTRODUCTION.....	329
9.2	ORGANISATIONAL PERFORMANCE	329
9.3	PERFORMANCE REPORTING.....	331
9.4	IDP IMPLEMENTATION (IMAP): PROJECT AND PROGRAMME PLANNING	331
9.4.1	UNREGISTERED PROJECTS.....	363
9.4.2	UNFUNDED PROJECTS.....	368
CONCLUSION		374

DOCUMENT STRUCTURE: OUTLINE AND OVERVIEW

This IDP consists of 9 Chapters, including the Foreword by the Executive Mayor and Municipal Manager. These chapters comprise of the following:

CHAPTER 1 EXECUTIVE SUMMARY

- This chapter sets the scene by outlining the main objectives of the Fifth-Generation IDP within the legal context. The key policy directives of all three spheres of government are outlined in brief. The overarching strategy of the Municipality, which sets the tone and development agenda for the period 2022-2027 is outlined in detail.

CHAPTER 2 SITUATIONAL ANALYSIS

- To recognise the 2022 2023 Municipal Socio-Economic Profile findings, growth and development impact assumptions in our planning trajectory.

CHAPTER 3 INSTITUTIONAL ARRANGEMENTS

- To update and align the administrative and institutional capacity to ensure organisational readiness to implement the IDP. Incorporate the new Macro and Micro structure that will come into effect 1 July 2022. Review and align the WSP to the IDP.

CHAPTER 4 MUNICIPAL DEVELOPMENT STRATEGY

- This chapter outlines the current level of basic services within the municipal area, as well as the challenges pertaining to service delivery. It further gives an overview of the pressing needs that have been identified during the public meetings.

CHAPTER 5 WARD-BASED PLANNING

- This chapter provides an outline of the various service delivery and community development needs as identified through the IDP public engagement process.

CHAPTER 6 SECTORAL PLANS

- All sector plans have been incorporated into the reviewed IDP. Safety plan and Rural Development plan for LG

CHAPTER 7

INTERGOVERNMENTAL RELATIONS

- This chapter gives an overview of the infrastructure footprint that national and provincial departments intend to invest in the Prince Albert municipal area within the MTEF.

CHAPTER 8

FINANCIAL MANAGEMENT

- To present a responsive budget that aligns to the development priorities contained in the IDP.

CHAPTER 9

PERFORMANCE MANAGEMENT

- To review the targets and ensure that programmes and projects are implemented, monitored and reviewed through the SDBIP.



VISION

Prince Albert, an area characterised by high quality of living and service delivery.

MISSION

To enable all stakeholders and sectors in the municipal space to add value to the community, whether intellectual, social, economical, etc in order to ensure high quality of living and service delivery fostering citizen centric ownership.

DEVELOPMENT STRATEGY

To ensure a sustainable Prince Albert, where all sectors is aligned for the betterment and benefit of the municipal area as a whole. To create an enabling environment for the inhabitants of Prince Albert towards guaranteed job opportunities and thus a better livelihood and citizen satisfaction.

VALUES

The value system of Prince Albert Municipality describes the relationship between people within the municipality as well as the relationship between the Municipality and its customers. This involves a description of all practices applied and the values placed on certain principles.

PREFACE OF THE FIFTH GENERATION INTEGRATED DEVELOPMENT PLAN

The Fifth-Generation Integrated Development Plan cycle allows for the adoption of a new 5-Year Strategic Plan that articulates the development agenda for the Prince Albert Municipality for the period 2022 - 2027. A fundamental change that defines the Municipality's development path and that is worth noting is the review of the Municipality's overarching strategic development goals, which includes its Key Performance Areas and Strategic Objectives.

This new 5-year IDP is informed by the Fourth-Generation IDP and subsequent reviews, approved municipal sector plans defines the Municipality's MTREF and SDBIP throughout its implementation timeframe. ***It is therefore imperative that this document be read in conjunction with approved sector plans as listed under chapter 6, in particular the Spatial Development Framework.*** An electronic copy of this document is available on the official website of the Prince Albert Local Municipality at www.pamun.gov.za

The Prince Albert Municipal Council acknowledges its Constitutional responsibility and understands the importance that strong political leadership and sound administration, and financial management plays in the effective functioning of a municipality and has therefore reconfirmed its vision, mission, and values.

The values endeavour to reflect the culture that prevails or should prevail in the municipality. These are our beliefs, commitments, and principles that guide everyday decision-making whether consciously or subconsciously. In a municipality with a firm set of values that are clearly communicated, well understood, and shared, people will be able to make sound decisions that are in line with what the municipality truly believes.



The Prince Albert Local Municipality subscribe to the principles of “Batho Pele” which can be summarised as follows:

- **Consultation:** Citizens should be consulted about service levels and the quality of services to be rendered.
- **Standard of services:** Citizens must be made aware of what to expect in terms of the level and quality of services that will be rendered.
- **Accessibility:** All citizens should have equal access to the services that they are entitled to.
- **Courtesy:** All citizens should be treated with courtesy and consideration;
- **Information:** Citizens must receive full and accurate information about the services that will be rendered.
- **Transparency:** Citizens should be informed about government departments’ operations, budgets, and management structures.
- **Redressing:** Citizens are entitled to an apology, an explanation, and remedial action if the promised standard of service is not delivered.
- **Value for money:** Public services should be provided economically and effectively.
- **Co-operative governance:** As a partner in governance, we will promote and constructively participate in regional, provincial, and national programmes.
- **Capacity-building:** For all involved in the municipality.



FOREWORD BY THE EXECUTIVE MAYOR

I am pleased to present the 2024/25 Integrated Development Plan (IDP) review. This document is the second review of our current five year IDP adopted by Council in 2021.

The IDP is the main strategic planning document in the Municipality. It addresses the development needs of our communities and of the organisation, within clearly defined strategic objectives and measurable key performance indicators (KPIs) over five years. To ensure that we stay on course with our plans, the IDP is reviewed annually within the five-year cycle.

We remain committed to our core Constitutional mandate of delivering a high standard of basic Municipal services that is affordable to all residents. Our goals of ensuring a dignified life for all, financial stability and sustainability, addressing our aging infrastructure and the problems in our administration that have been ignored for years are unchanged.

The Municipal budget funds the implementation of the IDP. In prioritising service delivery for the 2024/25 financial year, we have battled to balance the budget with the limited funding available. This year's funding cuts by the National Treasury and the impact of loadshedding have had a serious effect on our budgeting.

This was exacerbated by the unscheduled 12-day power outage in the Central Karoo in February 2024. The cost to the Municipality in lost revenue and emergency operational expenses amounted to approximately R1 million. At the same time, I am grateful for the generous assistance we received from the Western Cape Provincial Government, other municipalities in the Western Cape, NGOs, the private sector and residents. I again want to thank residents for their patience and understanding during a challenging time for everyone.

Thank you to our communities and all role-players for their support and participation in the IDP review process.

Linda Jaquet

Executive Mayor

FOREWORD BY THE MUNICIPAL MANAGER

As the Municipal Manager of the Prince Albert Municipality, I am honoured to present you with the 2024-2025 Integrated Development Plan. This is the second review of our 2022-2027 Fifth Generation Integrated Development Plan which served before the Council in the 2021 calendar year.

The past seven months of the 2023/2024 financial year presented the Municipality and its community with several fortes and risks. The towns of Prince Albert and Leeu-Gamka, Merweville, and various towns alongside the N1 was affected by a twelve-day electricity outage. The Municipality, alongside various Government and Sector Departments within the borders of the Greater Prince Albert Municipal Area activated a Joint Operating Centre, where strategies were formed to assist the affected businesses and in ensuring that service delivery could continue. This was a trying twelve days, to say the least, but with perseverance, commitment, and support, we have succeeded in managing a disaster of such nature, to the best of our abilities with the resources at our disposal.

During the 2023/2024 financial year, the Prince Albert Municipality were supported by the Development Bank of South Africa by appointing a Consultant to assist with the development of a Sewer Master Plan, Water Services Master Plan, and Water Services Development Plan. As the Municipal Manager, I would hereby like to cease this opportunity to extend a thanks to the Development Bank of South Africa. These key documents were tabled before the Council in the 2023 calendar year, and for this reason, the Integrated Development Plan will be amended to make provision for the key issues and outputs, within the Integrated Development Plan.

Financial sustainability, operational efficiency and a positive organisational culture remains the foundation to the success of any organisation. It is through this principle that the Prince Albert Municipality will have to make harsh decisions at times which will ultimately guarantee the longevity of municipality.

To the community of the Greater Municipal Area - I wish to extend a heartfelt thanks to you for your patience and cooperation, and trust you place in this organisation.

To the staff of the prince Albert Municipality - Thank you for your dedication and handwork, and for going above and beyond in being a public servant. You are deeply appreciated and valued.

To the Council – Thank you for your leadership and support to this organisation. We as a Municipality and Community at large, appreciate your selflessness and drive in realising the vow to the Community of this Municipality and its Administration.

To the Stakeholders who is always keen and able to assist this organisation, thank you. Your good deeds does not go unseen.

As a Community we are forever indebted and grateful for the support we received during the twelve day electricity outage, without the assistance of the various Government and Sector Departments, we surely would have struggled a great deal. We undoubtedly have obliged to the provisions of the Constitution of the Republic of South Africa in respect of Co-Operative Government. Thank you.

The Municipality will continue to partner and foster working relationships with the Government and Sector Departments, as well as private investors, and the community, in realising the vision and mission of this organisation. There are challenges and opportunities which the Municipality and its community will be faced with, it is my plea that we stand united to tackle challenges to our utmost greatest abilities and to embrace each opportunity, no matter its magnitude.

Aldrick Hendricks
Municipal Manager

CHAPTER 1: EXECUTIVE SUMMARY

1.1 INTRODUCTION

The Local Government: Municipal Systems Act, No. 32 of 2000 (“Systems Act”) compels Municipalities to undertake developmentally-orientated planning as to ensure that it strives to achieve the objects of local government set out in Section 152 of the Constitution of the Republic of South Africa, 1996 (“Constitution”). Municipalities are further compelled to work closeknit with other organs of state to contribute to the progressive realisations of the fundamental rights contained in the Constitution. For this reason, Municipalities must prepare and adopt a five-year IDP which:

- links, integrates and coordinates plans and takes into account proposals for the development of the municipality;
- aligns the resources and capacity of the municipality with the implementation of the plan; and
- forms the policy framework and general basis on which annual budgets must be based;

An IDP must comply with the provisions set out in the Systems Act and Municipalities must ensure that it is compatible with national and provincial development plans and planning requirements binding on the municipality in terms of legislation.

The five-year IDP seeks to integrate and balance the economic, ecological and social pillars of sustainability within the Prince Albert Municipal area without compromising the institutional capacity required to implement and coordinate the efforts needed across sectors and relevant spheres of government. The IDP is the principle strategic planning instrument which guides and informs all planning, budgeting and development in the Prince Albert municipal area. The IDP is prepared within the first year after the newly elected Council has been elected and must be reviewed annually during the Council’s term of office. The priorities and actions identified in this IDP will inform the structure of the municipality, the service delivery standards, all financial planning and budgeting as well as performance reporting by the municipality.

Stakeholder and community engagements are key in determining the developmental needs in the Greater Municipal Area, these needs are dynamic and ever-changing, for this reason it must be reviewed on a regular basis, at least twice during a financial year. The public participations which the Municipality embark on is aimed realising the objects of local government in respect of providing a democratic and accountable government for local

communities and to encourage the involvement of communities and community organisations in the matters of local government.

The IDP of the Prince Albert Municipality is for the period 2022-2023 to 2026-2027 and is directly link to the term of the Council, the Systems Act makes provision for the annual review or amendment of this five-year strategic document, to the extent that changing circumstances so demands. This IDP forms part of and stands at the centre of the system of a developmental local government in South Africa and represents one of the driving forces for making municipalities more strategic, inclusive, responsive, and performance-driven in character.



1.1.1 PROCESS FOLLOWED TO FORMULATE THE 2022-2027 IDP

This Integrated Development Plan (IDP) is the fifth round of strategic plans since the inception of the IDP as a planning mechanism to synchronise planning and fiscal spending across all spheres of government and also reflects the five (5) year strategic development intent and the delivery agenda of the newly elected Council. It is drafted in such a way to be strategic and inclusive in nature. The plan links, integrates and coordinates other existing plans, while taking development proposals into account. The ultimate aim is to align the IDP with the municipality's resources and internal capacity, forming a policy framework on which annual budgets are based.

The IDP is developed in terms of an IDP process plan that ensure that the IDP process complies with certain minimum quality standards, to ensure that proper coordination between and within the spheres of government is established and that communities are engaged during the preparation of the IDP. The process plan is in effect a "plan to plan".

According to Section 28(1) of the Municipal System Act, 32 of 2000 a municipal Council must adopt a process set out in writing to guide the planning, drafting and review of its integrated development plan. This Process Plan outlines the programme to be followed and provides detail on the issues specified in the Act. The time schedule for IDP Public Participation Engagement Sessions were unanimously adopted by Council on 25 August 2021

1.1.2 PROCESS FOLLOWED TO FORMULATE THE 2024-2025 REVIEWED 2022-2027 IDP

The Prince Albert Municipality embarked on public participation engagements during October 2023. The purpose of the engagements was to provide feedback to the communities and community organisations on the implementation status of the respective Top 10 Ward priorities. The Communities were granted an opportunity to engage in discussion following the presentation of the status quo and could reprioritise projects/programmes to fit their needs. Projects that have been concluded were replaced with new priorities, as encapsulated in the long-list as encapsulated in the Ward-Based Planning section within the Integrated Development Plan.

The engagements took place as follows:

WARD/AREA	DATE	METHOD
Leeu-Gamka	Monday, 16 October 2023.	Contact session.
Klaarstroom	Tuesday, 17 October 2023.	
Prince Albert	Thursday, 19 October 2023.	

The Municipality will embark on its annual public participation engagements once the Draft Integrated Development Plan and Budget is served before the Council.

The table below provides an overview of the IDP planning processes per phase:

MONITORING AND EVALUATION		PHASE	PROCESS	CONSULTATION
In preparation for the IDP, a Process Plan must be developed for consideration by Council, hereafter the community is consulted before Council adopts the Process Plan. In addition, the Ward Committees and IDP Forums are established before the commencement of the planning processes.				
PERFORMANCE MANAGEMENT: MONITORING AND EVALUATION	Phase 1	Analysis	Identification of community needs through the Ward Committee and Public Participation meetings.	PUBLIC PARTICIPATION
	Phase 2	Strategies	Refinement of objectives by: <ol style="list-style-type: none"> 1. Reviewing the Municipal Strategic Plan and Local Economic Development Strategies. 2. Identifying priorities within the IDP to develop KPI's. 	
	Phase 3	Project Planning	<ol style="list-style-type: none"> 1. Identify projects/costing and implementation timeframes. 2. Drafting the IDP and Capital Budget. 	
	Phase 4	Integration	<ol style="list-style-type: none"> 1. Conclude Sector Plans and integrate into the IDP. 2. Alignment of Strategies to National, Provincial, and District strategies. 	
	Phase 5	Approval	<ol style="list-style-type: none"> 1. The tabling of the Draft IDP to Council in March. 2. Submission of the adopted Draft IDP to the relevant Sector Departments and the Member of the Executive Committee (MEC) in the Province. 	
IMPLEMENTATION OF THE IDP THROUGH THE SERVICE DELIVERY AND BUDGET IMPLEMENTATION PLAN				

1.1.3 PURPOSE OF THE 2022-2027 IDP PROCESS PLAN

The purpose of the process plan is to indicate the various planned activities and strategies on which the municipality will embark to compose its Integrated Development Plan for the five-year cycle (2024/2025 - 2026/27) and the budget for the 2024/2025 financial year and the two outer financial years. The process plan enhances integration and alignment between the IDP and the Budget, thereby ensuring the development of an IDP-based budget. It fulfils the role of a business plan or an operational framework for the IDP process outlining the manner in which the IDP process was undertaken. In addition, it identifies the activities and the processes around the key statutory annual operational processes of the budget and IDP compilation, performance management implementation and the adoption of the municipality's annual report.

The IDP was drafted through public participation initiatives based on various types of engagements and participation with and by the community and stakeholders. These mechanisms include ward committees,

sector engagements, meetings with interest groups, public meetings, individual engagements, as well as the Municipality's electronic complaint system. The Municipality drafted an IDP process plan to guide engagements with the various stakeholders. The process plan was made public to ensure that the community engage and participate in the



compilation of the IDP and thus take an active part in the guidance of the municipality's planning and budgeting processes helping to ensure proper planning to be carried out for the disbursement of the resources necessary to conduct the municipality's constitutional duties and obligations.

Unfortunately, all stated requirements and requests cannot always be accommodated, due to limited funding, viability and the fact that local government can and should only concentrate on those functions allocated to them by the Constitution. Community needs that are the function of other spheres of government such as district, provincial and national are referred to that level of government for their interventions.

The series of IDP public engagement sessions held during the analysis phase was preceded by the establishment of Ward Committees in all 4 wards and the rolling out of ward Committee meetings to give effect to the principle of participatory governance. During the first series of Ward Committee meetings service delivery needs analysis for all wards were determined which were used as a point of departure for the public engagement sessions. In most of the poorest, disadvantaged wards the building of decent houses and the rectification of existing low income (RDP) houses, infrastructure development (streets and storm waters), street lights, tar roads and the initiation of Local Economic Development (LED) projects which focuses on job creation were unanimously identified by the communities and high on the list of priorities.

The main consideration during our IDP process relates to the approving of projects which reflect and address the changing needs of our communities, and the minimum internal operational demands required to keep the municipality functional. However, the balancing factor for the successful implementation of this plan will always be the availability of funds for capital projects within the municipal budget.

1.1.4 STATUS OF THE IDP

This IDP is the five-year strategic plan for Prince Albert Municipality for the period 2022 – 2027. The IDP & budget was tabled to council on, 20 May 2022 and made available to the public for scrutiny.

An ongoing review of the IDP is crucial for the organisation, the community we serve and all the relevant stakeholders. It is of pivotal importance that we monitor, refine and reprioritise key issues and developmental needs to successfully implement the strategic plan of the organisation. The purpose of the review is not to completely change or interfere with the fulfilment of the Municipality's long-term development strategy, but to rather reflect on the current implementation status of the existing development needs. In addition, to undertake an assessment to ascertain the Municipality's readiness to execute the plan, including the identification of risks and challenges which may hinder the implementation of the strategic agenda, coupled with mitigation plans to address the same.

The overarching purpose for the review to the IDP is to:

- Review key projects and programmes through expressive public participation;
- Assess internal and external circumstances that has an influence on the execution of the IDP;

- Determine performance targets and activities for the upcoming financial year, in line with the five-year strategy; and to
- Inform the Municipality's annual budget and its process.

1.1.5 ROLES AND RESPONSIBILITIES IN THE IDP PROCESS

Prince Albert municipality adopted a culture of municipal governance that complements formal representative government with a system of participatory governance, and that encourage, and create conditions for the local community to participate in the affairs of the municipality including in the preparation and implementation of the integrated development plan, budget and performance management system.

The underlying principles of this culture within the IDP process are: Integrated development planning is not just a planning process within the municipality but a forum for discussions and negotiations of the various municipal stakeholders.

The final adoption of the IDP and the accountability lie within the municipal council answerable to the public on the utilisation of public resources. The implementation of the IDP process plan involves the municipal officials and Council (internal) as well as other municipal stakeholders and the community (external).

The responsibilities of the role –players can be summarised as follows:

ROLE PLAYER	ROLES AND RESPONSIBILITIES
Council	<ul style="list-style-type: none"> - Evaluate, amend and adopt a Process Plan - Undertake the overall management and coordination of the planning process which includes ensuring that: <ul style="list-style-type: none"> - All relevant stakeholders are appropriately involved - Appropriate mechanisms and procedures for public consultation and participation are applied - The planning process is related to the real burning issues in the municipality, that is strategic and implementation orientated process - Adopt the IDP - Final decision-making powers - Approval of the reviewed IDP documentation in future years - Adjust the IDP in accordance with the MEC for Local Government's proposals - Ensure that the annual business plans and Municipal budgets are linked to and based on the IDP
Mayor	<ul style="list-style-type: none"> - Decide on the IDP process plan - Overall management, coordination and monitoring of the process and drafting of the IDP documentation, or delegate this function to the municipal manager
Councillors	<ul style="list-style-type: none"> - Link the planning process to their constituencies and/or wards - Be responsible for organising public consultation and participation - Monitor the implementation of the IDP with respect to their particular wards - Ensure the annual business plans and municipal budget are linked to and based on the IDP
Speaker	<ul style="list-style-type: none"> - Overall monitoring of the public participation process

ROLE PLAYER	ROLES AND RESPONSIBILITIES
IDP Coordinator	<ul style="list-style-type: none"> - Preparations and finalization of the Process Plan - Be responsible for overall management, coordinating and monitoring of the process and drafting the IDP - Responsible for the day-to-day management of the planning process, ensuring that all relevant actors are appropriately involved - Ensure that the process is participatory, strategic and implementation orientated and is aligned with satisfies sector planning requirements - Monitor the implementation of the IDP proposal
Directors and Officials	<ul style="list-style-type: none"> - Prepare selected Sector Plans - Provide relevant technical, sector and financial information for analysis for determining priority issues. - Contribute technical expertise in the consideration and finalization of strategies and identification of projects. - Provide departmental, operation and capital budgetary information. - Responsible for the preparation of project proposals, the integration of projects and sector programmes.
Local Communities, Stakeholders and Residents	<ul style="list-style-type: none"> - Represent interests and contribute knowledge and ideas in the IDP process by participating in and through the ward committees; - Analyse issues, determine priorities and provide input; - Keep their constituencies informed on IDP activities and their outcomes; - Discuss and comment on the draft IDP; - Check that annual business plans and budget are based on and linked to the IDP; and - Monitor performance on the implementation of the IDP.

ROLE PLAYER	ROLES AND RESPONSIBILITIES
District Municipality	<ul style="list-style-type: none"> - The District Municipality must prepare a District Framework (Sec 27 of the MSA) - Fulfil a coordination and facilitation role by: - Ensuring alignment of the IDP's of the municipalities in the district area; - Ensuring alignment between the district and local planning; - Facilitation of alignment of IDP's with other spheres of government and sector departments; and - Preparation of joint strategy workshops with local municipalities, provincial and national role players and other subject matter specialists.
Provincial Government: Department of Local Government	<ul style="list-style-type: none"> - Ensure horizontal alignment of the IDP's of the municipalities within the province. - Ensure vertical/sector alignment between provincial sector departments/ provincial strategic plans and the IDP process at local/district level by: - Guiding the provincial sector departments participation in and their required contribution to the municipal IDP process and; - Guiding them in assessing IDP's and aligning their sector programs and budgets with the IDP's; - Efficient financial management of Provincial IDP grants; - Monitor the progress of the IDP processes; - Facilitate resolution of disputes related to IDP; - Assist municipalities in the IDP drafting process where required; and - Coordinate and manage the MEC's assessment of IDP's.
Sector Departments	<ul style="list-style-type: none"> - Contribute relevant information on the provincial sector departments plans, programs, budgets, objectives, strategies and projects in a concise and accessible manner; - Contribute sector expertise and technical knowledge to the formulation of municipal strategies and projects; - Engage in a process of alignment with District Municipalities; and - Participate in the provincial management system of coordination.

1.2 IDP LEGISLATIVE FRAMEWORK

Framework of driving force behind the IDP Municipalities function within an extensive legislative and policy framework that provides prescripts and guidelines for municipal objectives, strategies and programmes to be implemented and aligned with municipal functions. Prince Albert Municipality realises that in order to achieve growth and development, the budget, programmes and projects must be aligned to regulatory, developmental and institutional policy directives.

The **Constitution of the Republic of South Africa** outlines the type of local government needed. Section 152 and 153 of the constitution prescribes local government being in charge of the development process and municipal planning and describes the following objectives of local government:

- To ensure the sustainable provision of services;
- To provide democratic and accountable government for all communities;
- To promote social and economic development;
- To promote a safe and healthy environment;
- To give priority to the basic needs of communities; and
- To encourage involvement of communities and community organisations in matters of local government.

The **Municipal Systems Act (MSA) Act 32 of 2000** requires municipalities to develop Integrated Development Plans which should be single, inclusive and strategic in nature. The IDP of a municipality will guide development within the council's area of jurisdiction once adopted and IDP should also be reviewed annually. In addition, the Act also stipulates the IDP process and the components to be included.

The **Local Government: Municipal Planning and Performance Management Regulations of 2001** set out the following minimum requirements for an Integrated Development Plan:

Regulation 2 (1) states that the municipality's IDP must at least identify:

- the institutional framework, which must include an organogram required for the implementation of the Integrated Development Plan and addressing the internal transformation;
- any investment initiatives in the municipality;
- any development initiatives in the municipality, including infrastructure, physical, social and institutional development;

- all known projects, plans and programmes to be implemented within the municipality by any organ of the state;
- and the key performance indicators set by the municipality.

Regulation 2 (2) states that an IDP may:

- have attached to it maps, statistics and other appropriate documents; or
- refer to maps, statistics and other appropriate documents that are not attached, provided they are open for public inspection at the offices of the municipality.

Regulation 2 (3) sets out matters/issues that must be reflected in the financial plan that must form part of the integrated development plan.

Regulation 2 (4) states that a spatial development framework reflected in the municipality's integrated development plan must:

- give effect to the principles contained in chapter 1 of the Development Facilitation Act, 1995 (Act 67 of 1995);
- set out objectives that reflect the desired spatial form of the municipality;
- contain strategies and policies regarding the manner in which to achieve the above, which strategies and policies must:
 - indicate desired pattern of land use within the municipality;
 - address the spatial reconstruction of the municipality; and
 - provide strategic guidance in respect of the location and nature of development within the municipality;
- set out basic guidelines for a land use management system;
- set out a capital investment framework for the development programme within a municipality;
- contain a strategic assessment of the environmental impact of the spatial development framework;
- identify programmes and projects for the development of land within the municipality;
- be aligned to the spatial development frameworks reflected in the integrated development plans of the neighbouring municipalities;
- must indicate where public and private land development and infrastructure investment should take place;
- may delineate the urban edge; and
- must identify areas where strategic intervention is required, and must indicate areas where priority spending is required.

Section 21(2) of the **Municipal Finance Management Act (Act 56 of 2003) (MFMA)** states that, when preparing the annual budget, the Mayor of a municipality must:

- take into account the municipality's Integrated Development Plan;
- take all reasonable steps to ensure that the municipality revises the integrated development plan in terms of section 34 of the MSA, taking into account realistic revenue and expenditure projections for future years;
- take into account the national budget, the relevant provincial budget, the national government's fiscal and macroeconomic policy, the annual Division of Revenue Act and any agreements reached in the Budget Forum;
- consult the relevant district municipality and all other local municipalities within the area of the district municipality, if the municipality is a local municipality;
- the relevant provincial treasury, and when requested, the National Treasury; and
- any national or provincial organs of state, as may be prescribed; and
- provide, on request, any information relating to the budget- to the National Treasury and subject to any limitations that may be prescribed, to
- the national departments responsible for water, sanitation, electricity and any other service as may be prescribed;
- any other national and provincial organ of states, as may be prescribed; and
- another municipality affected by the budget.

1.3 MUNICIPAL OVERARCHING STRATEGY

The Prince Albert Municipal Council acknowledges its constitutional responsibility and understands the importance of strong political leadership, sound administration and financial management in the effective functioning of a municipality. It has therefore reconfirmed its vision, mission and values.

VISION
Prince Albert, an area characterised by high quality of living and service delivery.
MISSION
To enable all stakeholders and sectors in the municipal space to add value to the community, whether intellectual, social, economical, etc in order to ensure high quality of living and service delivery fostering citizen centric ownership.

1.3.1 STRATEGIC OBJECTIVES

SO1	To promote sustainable integrated development through social and spatial integration that eradicates the apartheid legacy
SO2	To stimulate, strengthen and improve the economy for sustainable growth
SO3	To promote the general standard of living
SO4	To provide quality, affordable and sustainable services on an equitable basis
SO5	To maintain financial viability & sustainability through prudent expenditure, and sound financial systems
SO6	To commit to the continuous improvement of human skills and resources to deliver effective services
SO7	To enhance participatory democracy

1.3.2 DEVELOPMENT STRATEGY

- To ensure a sustainable Prince Albert, where all sectors is aligned for the betterment and benefit of the municipal area as a whole.
- To create an enabling environment for the inhabitants of Prince Albert towards guaranteed job opportunities and thus a better livelihood and citizen satisfaction.
- To harness social, technical, economic and environmental innovation to the benefit of Prince Albert
- To enable, promote and facilitate the education of our community in order to establish a high level of knowledge economy in Prince Albert
- To enable the facilitation of an employable, citizen centric, responsible and caring community
- To encourage responsible account payment in order to maintain and improve communal equity
- To establish partnerships with stakeholders in the municipal space, including the community and ward representatives, sector departments and private sector.
- To continuously upskill staff in order to maintain levels of service and ensure

1.3.3 STRATEGIC OBJECTIVES AND PRIORITY AREAS

The Vision and Mission statement and the situational analysis paved the way for the development of strategic objectives that provide a framework for the development of more detailed strategies, interventions and projects.

The Prince Albert Municipality developed 5 Strategic Focus Areas (SFAs) and 7 Strategic Objectives. The table below illustrates the integration and coordination of the Prince Albert Municipality's strategic objectives and programmes of the sector departments aligned with the national key performance indicators. A fundamental principle of these local objectives is to create a receptive and conducive environment to achieve the national, provincial and local agendas.

SFA #	Strategic Focus Area/ National Key performance Area	SO#	Strategic objectives	KPA#	Key Performance Area
SFA 1	Basic Service delivery	SO1	To promote sustainable integrated development through social and spatial integration that eradicates the apartheid legacy	KPA 1	Environmental & Spatial Development
		SO3	To promote the general standard of living	KPA 3	Social Development
		SO4	To provide quality, affordable and sustainable services on an equitable basis	KPA4	Basic Service Delivery & Infrastructure Development
SFA 2	Local Economic Development	SO2	To stimulate, strengthen and improve the economy for sustainable growth	KPA 2	Economic Development
SFA 3	Municipal Financial Viability & Transformation	SO5	To maintain financial viability & sustainability through prudent expenditure, and sound financial systems	KPA 5	Financial Sustainability & Development
SFA 4	Municipal Transformation & Organisational Development	SO6	To commit to the continuous improvement of human skills and resources to deliver effective services	KPA 6	Institutional Development & Transformation
SFA 5	Good Governance & Public Participation	SO7	To enhance participatory democracy	KPA 7	Good Governance & Public Participation

1.3.4 KEY PLANNING AND POLICY DIRECTIVES

This section identifies the relationship between Prince Albert Municipality's IDP and the other key planning and policy instruments from the national, provincial and the district government levels. This IDP is informed by national and provincial government development goals and priorities, current emerging social and economic trends, the ever-increasing demand and social cry of the people of Prince Albert municipality for better services and other related issues that provide a framework in which the Municipality can ensure developmental local government. Municipalities operate in an ever-changing environment; hence PAM is not immune to such changes. The dynamic nature of local, national and global environments constantly presents local government with new challenges and new demands. Similarly, the needs and priorities of the communities within the PAM area changes from year to year.

The instruments aligned to the IDP are those perceived to be key, they also have a cross cutting effect at the other levels of government. They currently occupy the centre stage at their respective spheres of government and they have an overarching role. One of the key objectives of IDP is to ensure alignment between national and provincial priorities, policies and strategies (as listed below):

- The 2030 Agenda for Sustainable Development Goals
- National Development Plan Priorities (2030 Vision)
- Medium-Term Strategic Framework
- National Spatial Development Perspective
- Western Cape Provincial Strategic Plan (2019-2024)
- Spatial Development Frameworks (Provincial and Municipal)
- Central Karoo District Integrated Development Plan
- Municipal Strategic Development Priorities

1.3.4.1 SUSTAINABLE DEVELOPMENT GOALS

The Sustainable Development Goals (SDG's), also known as the Global Goals, were adopted by the United Nations in 2015 as a universal call to action to end poverty, protect the planet, and ensure that by 20230 all people enjoy peace and prosperity.

The 17 SDGs are integrated – they recognize that action in one area will affect outcomes in others, and that development must balance social, economic and environmental sustainability.

Countries across the world have committed to prioritize progress for those who are furthest behind. The SDGs are designed to end poverty, hunger, AIDS, and discrimination against women and girls. The creativity, knowhow, technology and financial resources form all of society is necessary to achieve the SDGs in every context.

The municipality’s IDP should be responsive to the programmes and actions identified for each Sustainable Development Goal. The municipality is committed to the goals and will plan in accordance, in terms of significantly addressing the plight of poor people and broader development objectives.

The 17 Sustainable Development Goals are illustrated below:



Chapter 5 of the MSA, in particular, provides instruction on co-operative governance, encouraging municipalities to develop their strategies in line with other organs of state so as to give effect to the five-year strategic plan. It goes further to inform that the IDP must link, integrate and co-ordinate development plans for the municipality. Resources and capacity must align with the implementation of the plan, forming the foundation on which the annual budget must be based. The plan must be compatible with national development plans and planning requirements binding on the municipality in terms of legislation.

The state has introduced a three-tiered system of integrated planning aimed at ensuring intergovernmental priority setting, resource allocation, implementation, and monitoring and evaluation to achieve sustainable development and service delivery. The key instruments which constitute this system include at national level the National Development Plan (*Vision for 2030*), the Medium-Term Strategic Framework (MTSF) and the National Spatial Development Perspective (NSDP) as indicative and normative planning instruments; at provincial level the Provincial Strategic Plan (PSP) supported by Provincial Spatial Development Framework (PSDF); and at local level the municipal Integrated Development Plan (IDP), which include the Spatial Development Framework (SDF). Improvements in spatial analysis has allowed for a clearer basis for spatial priorities to be laid out in the PSDF. The PSDF guides the focusing of infrastructure investment in certain spatial areas.

1.3.4.2 THE NATIONAL DEVELOPMENT PLAN

In 2012, the National Cabinet adopted the National Development Plan (NDP), to serve as a blueprint for the work that is still required in order to achieve the desired results in terms of socio-economic development and the growth throughout South Africa by 2030. Prince Albert Municipality endorses the thrust of the National Development Plan and has aligned its development strategies and resources to bring about optimal growth and development at all levels within the virtuous cycle.

The figure below provides an illustration of the National Development Goals:



1.3.4.3 MEDIUM-TERM STRATEGIC FRAMEWORK

The 2012 National Development Plan sets out a long-term vision for the Country and provides the programme through which South Africa can advance radical economic transformation through development planning. The Medium-Term Strategic Framework 2014-2019 outlined the plan and outcome-based monitoring framework for implementing the NDP during the Country's fifth democratic administration.

The Medium-Term Strategic Framework 2019-2024, which covers the five-year period from 2019 to 2024, outlines the implementation priorities across South Africa's national development priorities for the sixth administration.

The South African government sees development planning as a means to achieve national development goals. Development planning is a result driven approach to promoting development objectives through setting measurable, high-impact targets linked to realistic implementation plans. In South Africa, all three spheres of government conduct development planning: the MTSF 2019-2024 at a national level, the Provincial Growth and Development Strategies (PGDS) at a provincial level, and the Integrated Development Plans (IDP), set by each municipality to ensure effective service delivery. The Development planning framework

is now supported by the Spatial Development Frameworks (SDFs) at National, Provincial and Local Government levels, which further guide development and facilitate land use prioritisation and sustainable development.

The MTSF 2019 - 2024 will be implemented through seven priorities which are:



1.3.4.4 NATIONAL SPATIAL DEVELOPMENT PERSPECTIVE (NSDP)

The vision of the NSDP is that South Africa will become a nation in which investment in infrastructure and development programmes support government's growth and development objectives. The guidelines put forward by the NSDP are:

- (1) prioritises investment and development spending in line with governments objectives, invest and spend should maximise and achieve a sustainable outcome.
- (2) Spatial forms and arrangements must be conducive to achievement social and economic inclusion and strengthen nation-building.

1.3.4.5 WESTERN CAPE PROVINCIAL STRATEGIC PLAN (2019-2024)

The Western Cape Government has adopted a Provincial Strategic Plan which sets out the vision and strategic priorities of the Province. The Provincial Strategic Plan 2019-2024 builds on the firm foundations that were put in place during the last two terms of office. Over the last ten (10) years, the Western Cape Government has made progress towards a highly skilled, innovation-driven, resource-efficient, connected, high-opportunity society for all.

In realising the vision for the Western Cape, the Western Cape Government commits itself to building a values-based competent state that enables opportunity and promotes responsibility in a safer Western Cape. The vision is expressed in the five strategic priorities identified for 2019-2024, the Vision-inspired-Priorities are:



1.3.4.6 SPATIAL DEVELOPMENT FRAMEWORKS (PROVINCIAL AND MUNICIPAL)

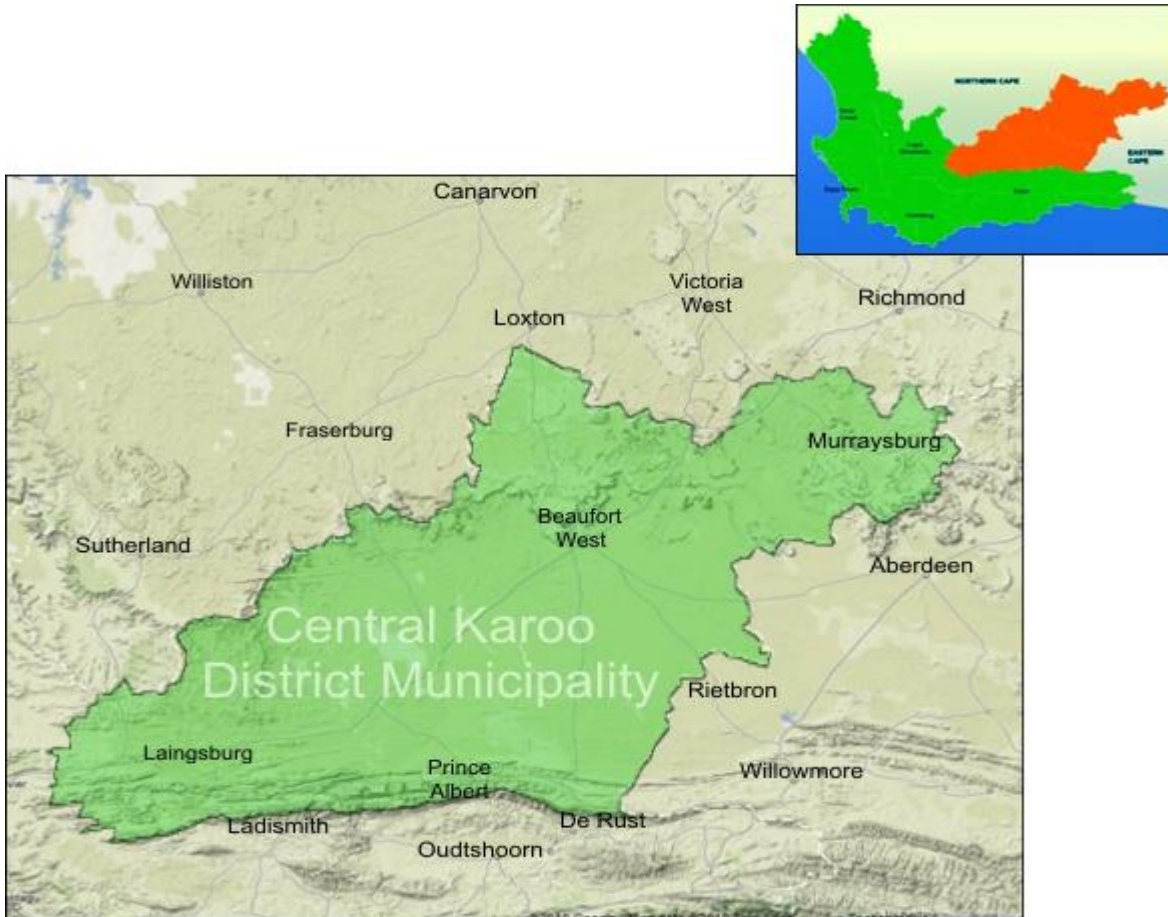
Through the Provincial Spatial Development Framework (PSDF), the Provincial Government hopes to strike a sound balance between progressive community growth and the environmental preservation of the communities. The Prince Albert Spatial Development Framework (PASDF) which is an overarching document in the municipal IDP must be a mirrored expression of the development intentions of the municipality as expressed in the IDP. The SDF of the Municipality must be aligned with the PSDF.

1.3.4.7 CENTRAL KAROO DISTRICT INTEGRATED DEVELOPMENT PLAN

The Local Government: Municipal Systems Act, NO. 32 of 2000 makes provision for the process to be followed by a municipality to draft its integrated development plan, including its consideration and adoption of the draft plan. Section 29(2) sternly states that a district municipality must –

- (a) Plan integrated development for the area of the district municipality as a whole but on close consultation with the local municipalities in that area;
- (b) Align its integrated development plan with the framework adopted in terms of section 27; and
- (c) Draft its development plan, taking into account the integrated development processes, of and proposals submitted to it by the local municipalities in that area.

Prince Albert, being a Local Municipality must align its integrated development plan with the District Framework, adopted in terms of section 27 and must take into account the integrated development processes of and proposals submitted to it by the District Municipality.



1.3.4.8 MUNICIPAL STRATEGIC DEVELOPMENT PRIORITIES

The Vision and Mission statement of the Prince Albert Municipality, and the situational analysis paved the way for the development of strategic objectives that provide a framework for the development of more detailed strategies, interventions, and projects.

The table below provides a broad overview on how Prince Albert Municipality will contribute to the national, provincial and district objectives and goals:

SD GOALS 2030	NDP GOALS 2030	MTSF	BACK TO BASICS CHAPTER 9 OUTCOMES	WC STARATEGIC PLAN (2019 - 2024) VISION INSPIRED PRIORITIES	CENTRAL KAROO DISTRICT MUNICIPALITY STRATEGIC OBJECTIVES (2022 - 2027)	PRINCE ALBERT MUNICIPALITY STRATEGIC OBJECTIVES (2022 - 2027)
SDG 1: No Poverty SDG 2: No Hunger SDG 3: Good Health SDG 6: Clean Water and Sanitation	Chapter 10: Health Care for all Chapter 11: Social Protection	Priority 3: Consolidating the social wage through reliable and quality basic services	B2B 1: Members of society have sustainable and reliable access to basic services	PSG 1: Safe and cohesive communities	SG 1: Promote Safe, Healthy and Socially stable communities through the provision of a sustainable environmental health service	SO 3: To promote the general standard of living
SDG 4: Quality Education SDG 5: Gender Equality	Chapter 9: Improving Education, training and innovation	Priority 2: Education, skills and health Priority 6: A capable, ethical	B2B 3: Democratic, well governed and effective municipal institutions capable of carrying out their	PSG 3: Empowering people	SG 2: Build a well capacitated workforce, skilled youth and communities	SO 6: To commit to the continuous improvement of human skills and resources to deliver effective services

SD GOALS 2030	NDP GOALS 2030	MTSF	BACK TO BASICS CHAPTER 9 OUTCOMES	WC STARATEGIC PLAN (2019 - 2024) VISION INSPIRED PRIORITIES	CENTRAL KAROO DISTRICT MUNICIPALITY STRATEGIC OBJECTIVES (2022 - 2027)	PRINCE ALBERT MUNICIPALITY STRATEGIC OBJECTIVES (2022 - 2027)
SDG 8: Good Jobs and Economic Growth SDG 10: Reduced Inequalities	Chapter 15: Nation building and Social Cohesion	and developmental state	developmental mandate as per the constitution.			
SDG 7: Clean Energy SDG 9: Innovation and Infrastructure SDG 11: Sustainable Cities and Communities	Chapter 4: Economic Infrastructure Chapter 5: Inclusive rural Economy	Priority 1: Economic transformation and job creation	B2B 3: Democratic, well governed and effective municipal institutions capable of carrying out their developmental mandate as per the constitution.	PSG 2: Growth and jobs PSG 3: Empowering people	SG 3: Improve and maintain district roads and promote safe road transport	SO 2: To stimulate, strengthen and improve the economy for sustainable growth.
SDG 7: Clean Energy	Chapter 5: Environmental	Priority 3: Consolidating the social wage	B2B 3: Democratic, well governed and	PSG 4: Mobility and Spatial Transformation	SG 4: Prevent and minimise the impact of possible	SO 3: To promote the general standards of living

SD GOALS 2030	NDP GOALS 2030	MTSF	BACK TO BASICS CHAPTER 9 OUTCOMES	WC STARATEGIC PLAN (2019 - 2024) VISION INSPIRED PRIORITIES	CENTRAL KAROO DISTRICT MUNICIPALITY STRATEGIC OBJECTIVES (2022 - 2027)	PRINCE ALBERT MUNICIPALITY STRATEGIC OBJECTIVES (2022 - 2027)
<p>SDG 12: Responsible Consumption</p> <p>SDG 13: Protect the Planet</p> <p>SDG 14: Life below water</p> <p>SDG 15: Life on Land</p>	<p>Sustainability and resilience</p> <p>Chapter 12: Building safer communities</p>	<p>through reliable and quality basic services</p> <p>Priority 5: Social cohesion and safe communities</p>	<p>effective municipal institutions capable of carrying out their developmental mandate as per the constitution.</p>		<p>disasters and improve public safety in the region</p>	<p>SO 4: To provide quality, affordable and sustainable services on an equitable basis.</p>
	<p>Chapter 13: Building a capable and developmental state</p> <p>Chapter 14: Fighting corruption</p>	<p>Priority 6: A capable, ethical and developmental state</p>	<p>B2B: 4 Sound Financial Management</p>	<p>PSG 5: Innovation and culture</p>	<p>SG 5: Deliver a sound and effective administrative and financial to achieve sustainability and viability in the region.</p>	<p>SO 7: To enhance participatory democracy</p>

SD GOALS 2030	NDP GOALS 2030	MTSF	BACK TO BASICS CHAPTER 9 OUTCOMES	WC STARATEGIC PLAN (2019 - 2024) VISION INSPIRED PRIORITIES	CENTRAL KAROO DISTRICT MUNICIPALITY STRATEGIC OBJECTIVES (2022 - 2027)	PRINCE ALBERT MUNICIPALITY STRATEGIC OBJECTIVES (2022 - 2027)
<p>SDG 17: Partnerships for the Goals</p> <p>SDG 16: Peace and Justice</p> <p>SDG 10: Reduced Inequalities</p> <p>SDG 12: Responsible Consumption</p>	<p>Chapter 13 Building a capable and developmental state</p> <p>Chapter 14: Fighting corruption</p> <p>Chapter 15: Nation building and social cohesion</p>	<p>Priority 6: A capable, ethical and developmental state</p>	<p>B2B 2: Strengthened inter-governmental arrangements for a functional system of cooperative governance for local government</p>	<p>PSG 5: Innovation and culture</p>	<p>G6: Facilitate Good Governance principles and effective stakeholder participation</p>	<p>SO 7: To enhance participatory democracy</p> <p>SO 5: To maintain financial viability & sustainability through prudent expenditure, and sound financial systems.</p>
<p>SDG 8: Good jobs and economic growth</p>	<p>Chapter 3: Economy and Employment</p> <p>Chapter 6:</p>	<p>Priority 4: Spatial integration, human settlements and local government</p>	<p>B2B: 5 Local public employment programmes expanded through the Community</p>	<p>PSG 4: Mobility and Spatial Transformation</p>	<p>G7: Promote regional economic development, tourism and growth opportunities</p>	<p>SO 1: To promote sustainable integrated development through social and spatial integration that</p>

SD GOALS 2030	NDP GOALS 2030	MTSF	BACK TO BASICS CHAPTER 9 OUTCOMES	WC STRATEGIC PLAN (2019 - 2024) VISION INSPIRED PRIORITIES	CENTRAL KAROO DISTRICT MUNICIPALITY STRATEGIC OBJECTIVES (2022 - 2027)	PRINCE ALBERT MUNICIPALITY STRATEGIC OBJECTIVES (2022 - 2027)
	Inclusive rural economy		Work Programme (EPWP)			eradicates the apartheid legacy SO 2: To stimulate, strengthen and improve the economy for sustainable growth.

1.3.5 PRINCE ALBERT SWOT ANALYSIS

The following table illustrates the Prince Albert municipality's main strengths, weaknesses, opportunities and threats that are based on the municipalities seven strategic goals:

<p>STRENGTHS</p> <ul style="list-style-type: none"> - Relatively low crime - Tourism destination - Good Agricultural sector - High temperatures - Well managed town - Stable political environment - Functioning ward committees - Stable community - Good public participation record - Audit committee established and functional - Clean environment - Close to national roads, N1 & N12 - Silent and calm environment - Popular place for adventures sports, cycling routes and hiking trails 	<p>WEAKNESSES</p> <ul style="list-style-type: none"> - Some rural communities still have gravel roads - Potholes in some areas - Inadequate stormwater drainage in some areas - Ageing service infrastructure - Water storage capacity - Limited public transport options - Limited marketing - Professional capacity shortage - Division in the private sector, rather than cooperation - Objections to reasonable and needed development - Geographic isolation - Apartheid spatial legacy
<p>OPPORTUNITIES</p> <ul style="list-style-type: none"> - Many developmental opportunities - Improve Public Transport Capitalising on the Extended Public Works Programme - SMME Development - Agri-processing 	<p>THREATS</p> <ul style="list-style-type: none"> - HIV & AIDS - Increase in crime - ESKOM price increase - Government Grant Dependency - Increasing climate change - Droughts - Brain drains - Covid-19 pandemic

CHAPTER 2: SITUATIONAL ANALYSIS

This section provides an overview of the situational analysis of the Prince Albert Municipality, referencing the Provincial Treasury Socio-Economic Profile of Local Government (SEP-LG) 2023. This publication is circulated on an annual basis and provides each Municipality with up-to-date socio-economic data, as well as analysis pertaining to the municipal area. The intention of the publication is to assist the Municipality with planning, budgeting, and the prioritisation of municipal services.

The profile includes information on recent trends in Gross Domestic Product (GDP) and labour market performance, demographics, education and health outcomes. Further data on per capita income, inequality, and poverty, access to housing and basic services as well as crime levels. The Provincial Treasury added a new indication to their profile relating to risk and vulnerability indicators which is relevant to climate change, as climate change is deemed a critical aspect in development.

The profile uses data primarily sourced from Statistics South Africa, administrative data from sector departments, the Municipal Review and Outlook (MERO), the Global Insight Regional Explorer and Quatec. The data sourced from sector departments are the most recent that is available. The Statistics South Africa 2022 Census contains the latest survey data available at municipal level.

The figure, as displayed on the subsequent page, provides an overview of the Prince Albert Municipality:

Prince Albert: At a Glance

Demographics

Census, 2022; Actual households, 2022



Population
17 836



Households
4 760

Education

2022



Matric Pass Rate **94.4%**
Learner Retention Rate **68.4%**
Learner-Teacher Ratio **31.9**

Poverty

2021



Gini Coefficient **0.58**
Poverty Head Count Ratio (UBPL) **67.0%**

Health

2022/23



Primary Health Care Facilities
2
(excl. mobile/satellite clinics)

Immunisation Rate
113.8%

Maternal Mortality Ratio (per 100 000 live births)
0.0

Teenage Pregnancies – Delivery rate to women U/19
15.4%

Safety and Security

Actual number of reported cases in 2022/23



Residential Burglaries
84

DUI
31

Drug-related Crimes
97

Murder
2

Sexual Offences
17

Access to Basic Service Delivery

Percentage of households with access to basic services, 2021

Water
88.3%



Refuse Removal
90.4%



Electricity
97.0%



Sanitation
96.7%



Housing
98.1%



Labour

2021

Unemployment Rate (narrow definition)
20.8%



Socio-economic Risks

Risk 1 Job losses
Risk 2 Low learner retention
Risk 3 Low skills base (Labour)

Largest 3 Sectors

Contribution to GDP, 2021

Agriculture

19.3%



General Government

20.9%



Community and Social Services

21.3%



2.1 INTRODUCTION

The importance of understanding demographics as a decisive factor in shaping our current socio-economic reality is critical for government, economists and politicians alike. The following section provides a concise, yet meaningful overview of the most prominent demographic indicators relevant for municipal planning and budgeting in the Prince Albert Municipality. It is contended that the population and household statistics provided hereto will assist the Prince Albert municipality to set accurate and credible service delivery targets across the new 5-year integrated development cycle.

2.1.1 DESCRIPTION OF PRINCE ALBERT

Prince Albert lies on the south edge of the Great Karoo, nestling under the majestic Swartberg Mountains. Prince Albert was founded in 1762 on the loan farm De Queek Vallei with Zacharias De Beer as its first incumbent. Originally known as Albertsburg, when it obtained municipal status in 1845 it was renamed Prince Albert in honour of Queen Victoria's consort, Prince Albert of Saxe-Coburg.

The village has many well-preserved Cape Dutch, Karoo and Victorian buildings, thirteen of which are National Monuments. There are several olive farms and other very large export fruit farms in the area, as well as sheep farms, an export mohair trade. Birding, hiking, cycling and stargazing are other pursuits for visitors. The area is well known for its hardy endemic veld plants and is frequently a destination for botanists from all over the world. Visitors also enjoy excellent dining on fine Karoo lamb and cheese from the local dairy.

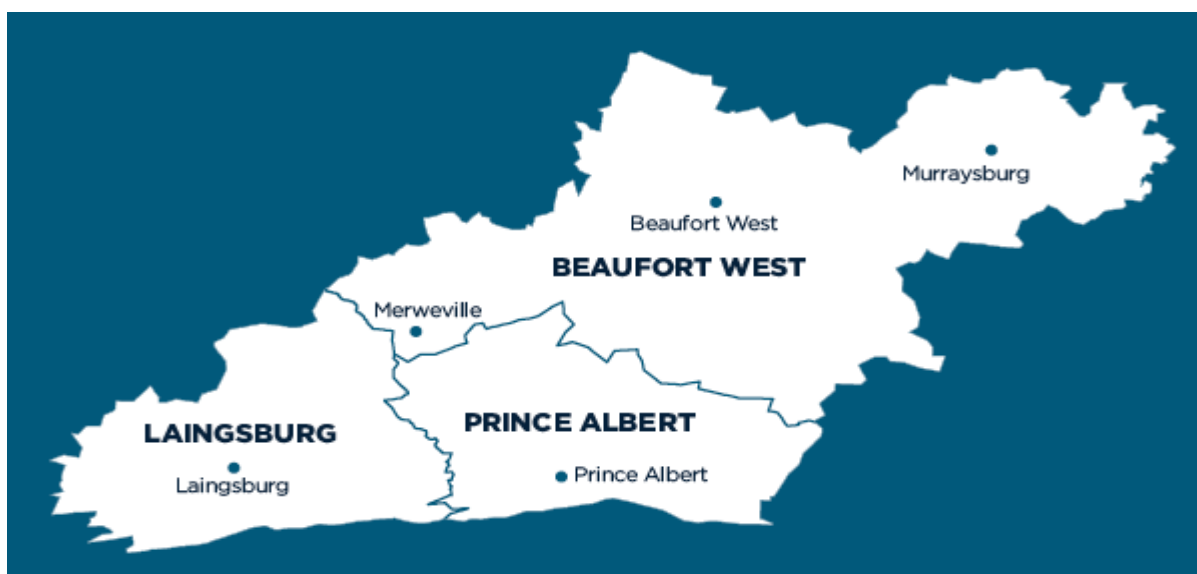
2.1.2 CLIMATE

Prince Albert enjoys a beautifully healthy climate with high temperatures in summer and comfortable sunny but crisp conditions during winter with cold nights, reaching midwinter minimums of 2°C, with frost in places. Summer and winter blend into one another, leaving only a matter of weeks for spring and autumn. Prince Albert's dry heat is ideal for anyone suffering from chest conditions and many people feel the health benefits of living here. This dry heat may spike up to 40°C on a few days in the summer with an average of 33 – 35°C, and 17°C in the winter months (Source: eco impact environmental practitioners, 2018).

2.1.3 GEOGRAPHY

The municipality covers an area of 8,153 square kilometers (3,148 sq mi) in the Great Karoo immediately north of the Swartberg Mountains. It abuts on the Beaufort West Municipality to the north, the Dr Beyers Naudé local Municipality to the east, the Oudtshoorn and Kannaland Municipalities to the south, and the Laingsburg to the west.

The map below illustrates the Central Karoo Region, with the neighbouring Local Municipalities and the District Municipality in Beaufort - West:



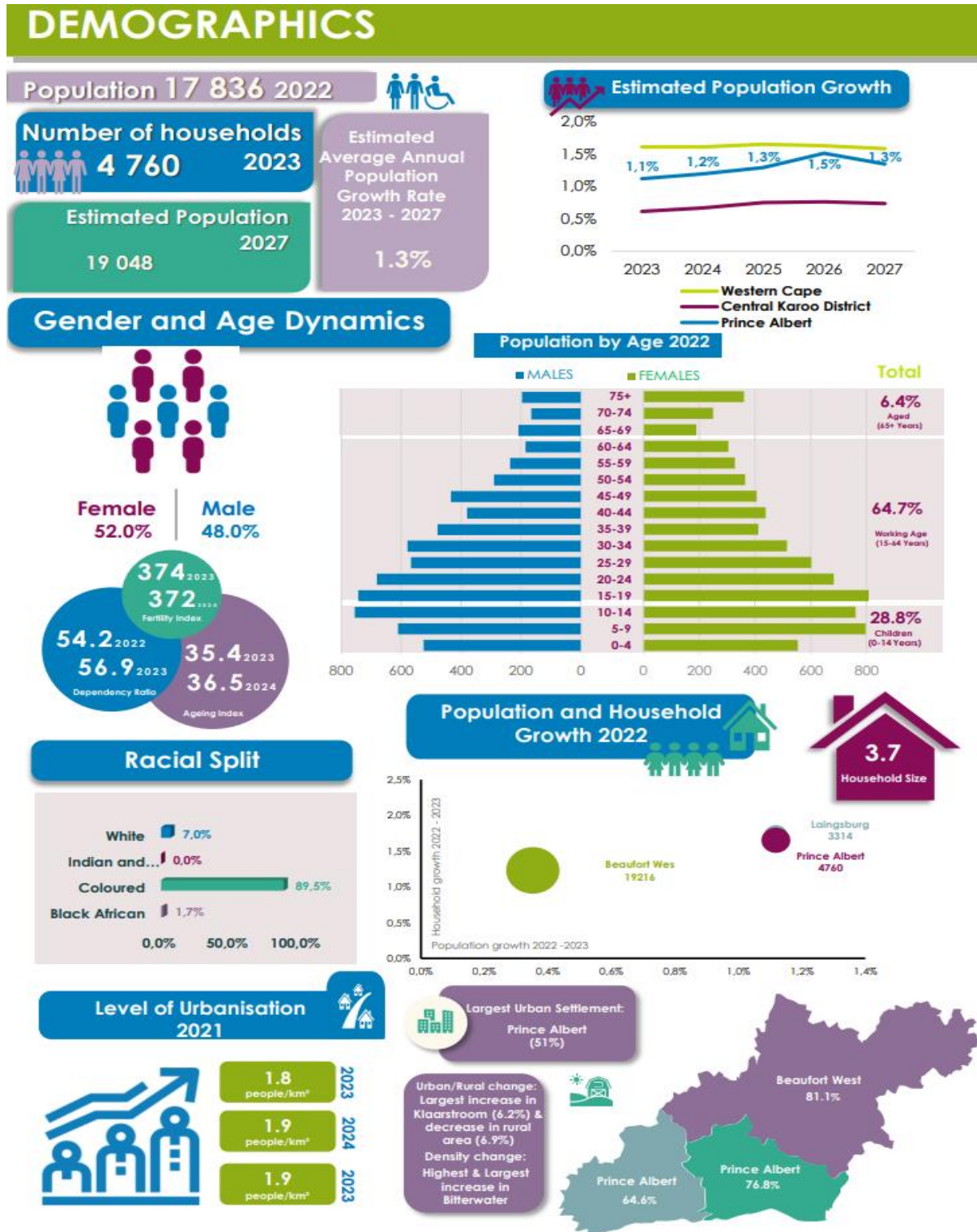
2.1.4 SPATIAL ANALYSIS

The importance of understanding demographics as a decisive factor in shaping our current socio-economic reality is critical for government, economists and politicians alike. The following section provides a concise, yet meaningful overview of the most prominent demographic indicators relevant for municipal planning and budgeting in the Prince Albert Municipality. It is contended that the population and household statistics provided hereto will assist the Prince Albert Municipality to set accurate and credible service delivery targets across the new 5-year integrated development cycle.

2.2 DETAILED SOCIO-ECONOMIC ANALYSIS

This section provides a detailed socio – economic analysis of the Prince Albert Municipal Area.

2.2.1 DEMOGRAPHICS



Summation of Demographic Profile:

At first glance, the expanse of the Prince Albert municipal area is a vast and arid landscape, its sweeping horizons stretching far and wide. Closer inspection, however, shows the area to be home to lucerne fields, olive groves, almond trees, peach orchards and grapevines. In fact, farming is the lifeblood of Prince Albert, imbuing the open expanses with vitality and purpose. The town of Prince Albert, nestled among the foothills of the Swartberg mountains, is the epicentre of economic activity in this municipal area.

Prince Albert municipal area with an estimated population of 17 836 as per the latest Census 2022 data is estimated to have grown by 3.1 per cent between 2011 and 2022. The municipal area is estimated to have relatively rapid population growth rate and is forecast to grow by an average annual rate of 1.3 per cent between 2022 and 2027, above the district forecasted growth of 0.7 per cent. However, these increases are from a small base. Notably, household numbers have also shown an upward trend when compared to the figures recorded in 2011. Despite the growth in population and households, it's noteworthy that the household size has remained consistent between the Census figures of 2011 and 2022. This implies that while there is an increase in the number of households, the average size of each household has not undergone significant changes over this period.

The Prince Albert municipal area is the second largest in the District in terms of population. Urbanisation is estimated to have increased from 69.9 per cent in 2001 to 76.8 per cent in 2021 (a rise of 6.9 percentage points). Notably, urban areas experienced considerably more population growth than rural areas. The town of Prince Albert accommodates approximately half the municipal population (51.5 per cent). The shift towards urbanisation in this municipal area can be attributed to growth in the urban population shares in Bitterwater, Leeu-Gamka and Klaarstroom.

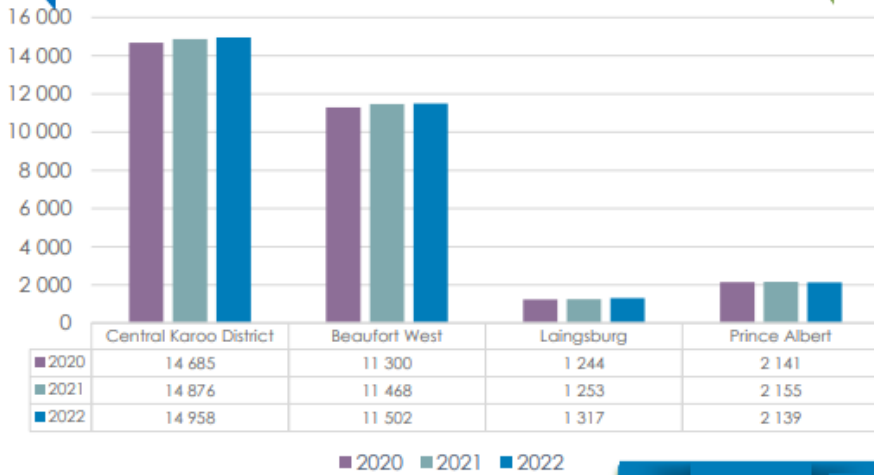
Amidst rapid urbanisation across the Western Cape, population density figures will aid public sector decision makers to mitigate environmental, individual health and service delivery risks. The Prince Albert municipal area covers an area of 8,153 square kilometres. The municipal area is sparsely populated, with a population density of only 1.8 person per square kilometre.

- Prince Albert 1.8 people/ km²
- Laingsburg 1.1 people/ km²
- Beaufort West 2.4 people/km²
- Central Karoo District 2 people/km²

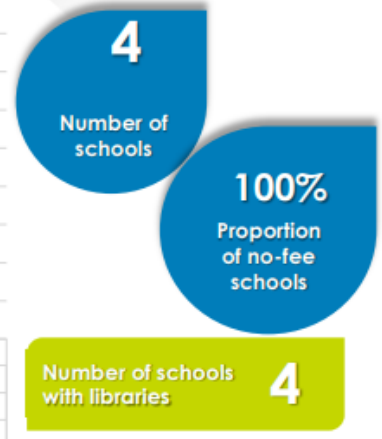
2.2.2 EDUCATION

EDUCATION

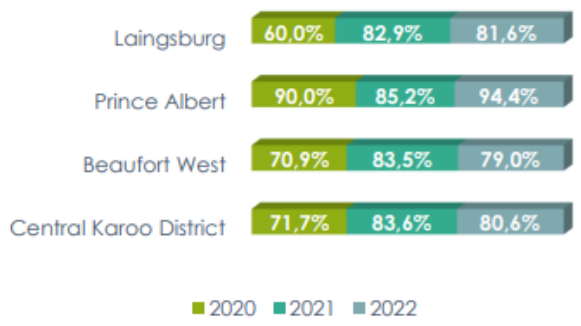
Learner enrolment



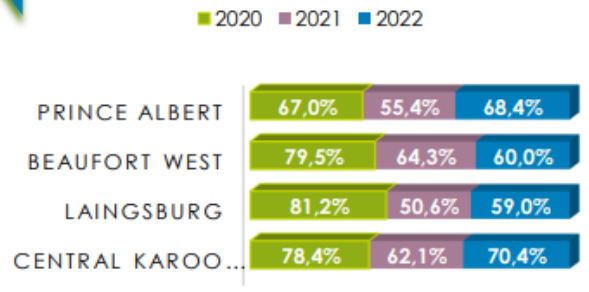
Educational facilities 2022



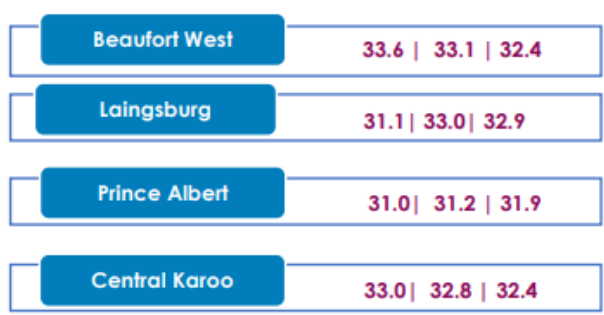
Education outcomes




Learner retention 2020 - 2022



Learner-Teacher Ratio 2020- 2022



Subject Outcomes



Summation of Education Profile:

Education is one of the primary resources of change, its role is to help people acquire knowledge and skills, which can, in turn be used to acquire jobs. Education indicators include learner enrolment, learner retention, teacher ratios and matric pass rates, etc. These indicators provide important information for policy formation and evaluation and are used in funding formulas to distribute public funds to the education sector.

A total of 2 155 learners were enrolled in 2021 in the municipal area; this number increased to 2 139 in 2022 reflecting an increase in enrolment of 0.7 per cent between 2021 and 2022. These learners were enrolled in the 4 public schools. Entirely all the four schools are categorized as no fee school as per the education policy, implying that these schools have the right not to charge school fees. All 4 public schools in the area have library facilities; school libraries can help students to find and use information and serves as a storehouse of information related to textbooks and beyond.

The learner teacher ratio recorded an increase with almost 32 learners per teacher in 2022; indicative of increases in learner enrolments in the municipal area.

In the relation to educational achievement, there has been a regression between 2011 and 2022 among individuals with higher education. Merely 6.4 percent of the population currently possesses a higher education qualification, indicating a decline in this crucial aspect. On the contrary, there has been a noteworthy improvement in the segment of the population aged 20 and above who have no formal schooling. This figure has decreased from 9.1 percent in 2011 to a mere 5.0 percent in 2022, signifying a positive trend towards increased access to education for a broader demographic.

FURTHER EDUCATIONAL FACILITIES

The establishment of a Community Learning Centre might be the greatest game changer with the most long-term benefits proposed for Prince Albert municipal area and is one of the Municipality's goals. It is believed that it could single handily change the future of Prince Albert for the better. It will influence the mind-set of the town as a whole as well as that of individuals. It has the potential to awake sleeping giants and strategically position Prince Albert and individuals, entrepreneurs with vision as worldly role players. The Prince Albert Municipality has, with the support of Department of Environmental Affairs constructed an Environmental Education Centre (EEC) that can facilitate the establishment of a Community Learning Centre. This Community Learning Centre will be our gateway to the world. By equipping it with broadband/fibre Prince Albert can link with learning institutions, universities and FET colleges. This has already been done with the opening of the Access Centre at the same venue. Students are afforded the opportunity, not normally afforded to rural areas, to attend accredited courses at affordable cost. The Centre is also equipped with business corners and training venues/facilities. In other words, without necessitating traveling and accommodation, more people can participate and use their disposable income proactively or effectively, for betterment will be within their reach. If this can happen then social ills will be countered for disposable income expenditure can be directed towards opportunities of betterment instead of leisure. The community learning centre facilitates partnerships and collaborative networking with reputable institutions, thus opening Prince Albert to the world and the world to Prince Albert. Satellite computer centres to facilitate community learning are available at Klaarstroom library and Leeu-Gamka library. An additional computer access and training centre is situated within the Leeu-Gamka community.

Prince Albert do not have any training colleges or entities where residents can further their education. As the area is considered as a poverty pocket within the Central Karoo and Western Cape, residents do not have the necessary funding to further their education and broaden their skills base. Though there may be bursaries to cover the cost of further studies, the accommodation and travel cost are not always included, and makes further education unaffordable. Bursaries are also targeting only youth and do not address those already out of school. It also does not speak to pre-completion exits of scholars. As indicated above, the skills levels are also not aligned to the needs of the job market. This situation condemns residents to lives as unskilled labourers and do not support the business sector.

The high cost of traveling and accommodation to educational facilities outside the boundaries of the municipality makes further education unaffordable. It encourages early drop-out in schools as students realise their parents will not be able to pay for further studies and they will be limited to first-entry jobs. This situation limits residents' employment and income generating opportunities as low skills levels implies low remuneration. Many of the young people that cannot afford the cost of higher education ends up as participants in the Expanded Public Works Programme or Community Works Programme that provides a safety net against poverty, but have no real potential of developing marketable skills in the employment sector, dooming participants to a life of borderline poverty.

With a community condemned to poverty, social ills such as substance abuse, family and gender violence, criminal activity and grand dependency fosters a hand-out dependency culture which is detrimental to the sustainability of the town. The Municipality tries to address these challenges by facilitating training that will enhance the community members' skills base to make them more competitive in the labour market. Training courses is provided free of charge to participants on subjects such as call centre skills development, project management, plumbing, water processing, road construction, entrepreneurship and sports administration and coaching. These initiatives are done in partnership with government and the private sector with the Central Karoo District Municipality playing a pivotal role.

EARLY CHILDHOOD DEVELOPMENT (ECD)

There are seven (7) ECD Centres in the Prince Albert area, four (4) in Prince Albert, two (2) in Leeu-Gamka and one (1) in Klaarstroom. The communities especially, Leeu-Gamka highlighted the need for the ECD centre to be relocated closer to the community as there is a high risk crossing the N1.

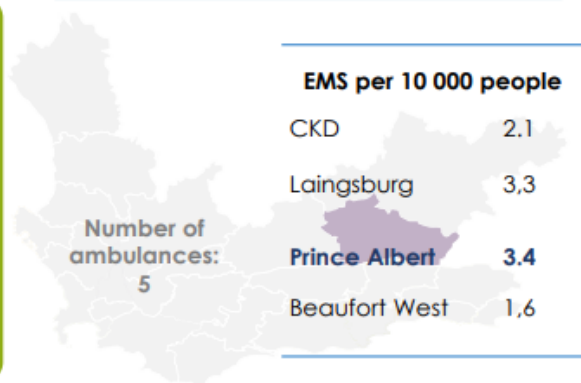
2.2.3 HEALTH

HEALTH

Healthcare Facilities



Emergency Medical Services



Maternal Health

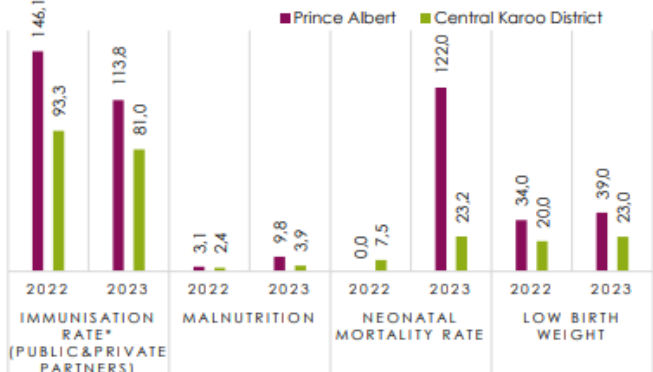
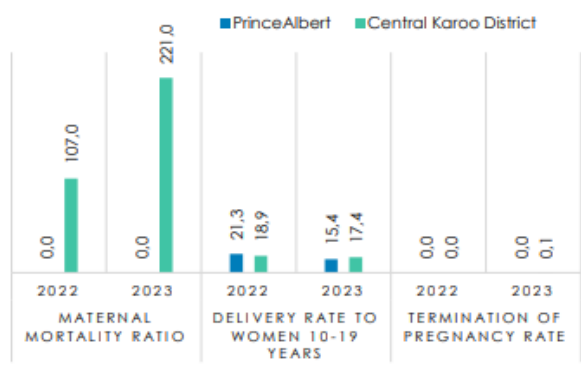
PRINCE ALBERT 2023: Maternal Health Indicators

- Maternal deaths in facility : 0
- Deliveries in facility u19 years : 6
- Termination of pregnancy : 0

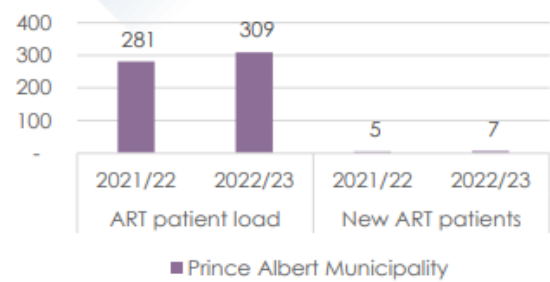
Child Health

PRINCE ALBERT 2023: Child Health Indicators

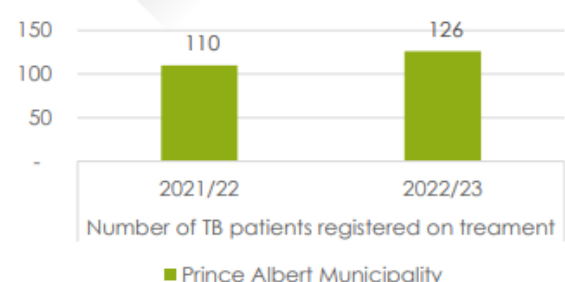
- Live births under 2500g (low birth weight) : 16
- Inpatient deaths 6-28 day : 5
- Immunisation u1 year : 165
- Severe acute malnutrition u5 years : 9



HIV/AIDS



Tuberculosis



Summation of Health Profile:

Understanding the indicators related to health care access, facilities, emergency services, child and maternal health provides valuable insights into the population's overall wellbeing. By assessing factors such as infant mortality rates and maternal healthcare access, we can gauge the progress in promoting the health and welfare of mothers and children within the region.

To ensure prompt emergency response and medical assistance, the area was served by 5 ambulances. It is important to note that this translates to 3.4 ambulances per 10 000 people in 2022. This figure specifically pertains to Provincial ambulances and does not account for any services provided by private ambulance providers. However, it's important to assess whether this ratio meets the demand for emergency services and whether there are any geographical or logistical considerations that might impact response times.

In the Prince Albert area, the incidence of teenage pregnancies, defined as the proportion of births to women under 19 years old, stands at 15.4 percent. Although this rate is a matter of concern, it is noteworthy that it is comparatively lower than the average in the Central Karoo District, which is recorded at 17.4 per cent. Continued attention and improvement are essential to curb teenage pregnancies in the area. Termination of pregnancies associated with unplanned pregnancies is recorded at 0 percent. This indicates that there has been no increase in the termination rate during the reporting period for the municipal area. While this statistic remains unchanged at zero, it emphasises the need for sustained efforts in preventing unplanned pregnancies and underlines the importance of ongoing support and education in this regard.

There has been a positive improvement in the immunisation coverage rate for children under the age of one in the municipal area. In the 2022/23 period, the coverage rate decreased to 113.8 per cent from the previous year's rate of 146.1 per cent. Despite this decline, it is noteworthy that the municipal area's immunisation coverage rate remains higher than the Central Karoo District average, which stood at 81.0 percent in 2022. Interestingly, although the municipal area has made strides in enhancing immunisation coverage, the broader Central Karoo District has experienced a decline in its average compared to the preceding year. This highlights the need for continued efforts and targeted interventions to sustain and improve immunisation rates at the district level.

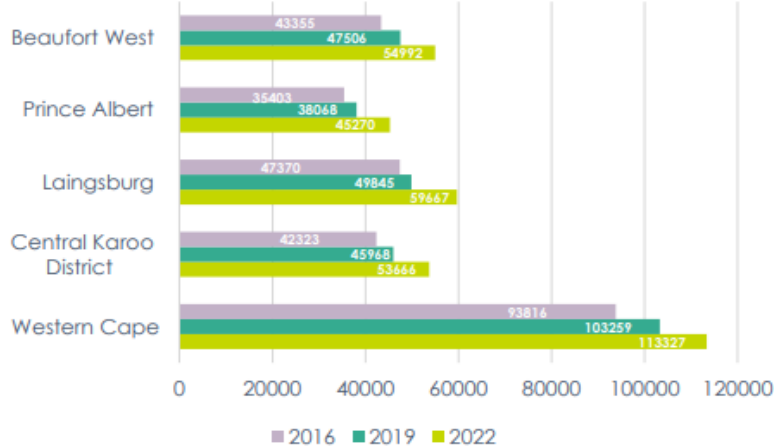
The number of patients registered for antiretroviral treatment (ART) saw a notable increase, rising by 28 patients. This change reflects an almost 10 per cent growth in the number of individuals registered for ART during this timeframe. This positive shift suggests improved access to and utilization of antiretroviral treatment, which is crucial for managing HIV/AIDS.

2.2.4 POVERTY

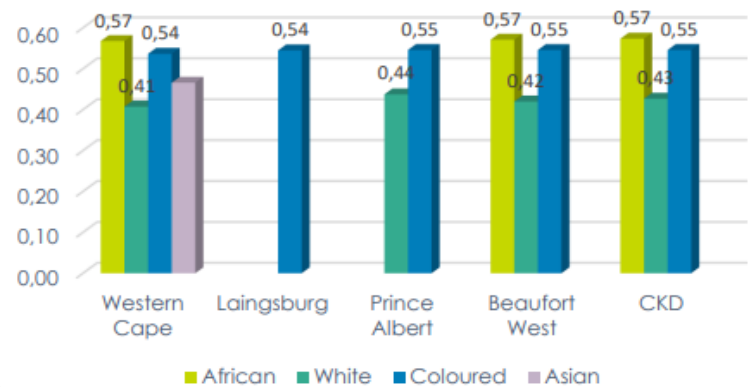
POVERTY



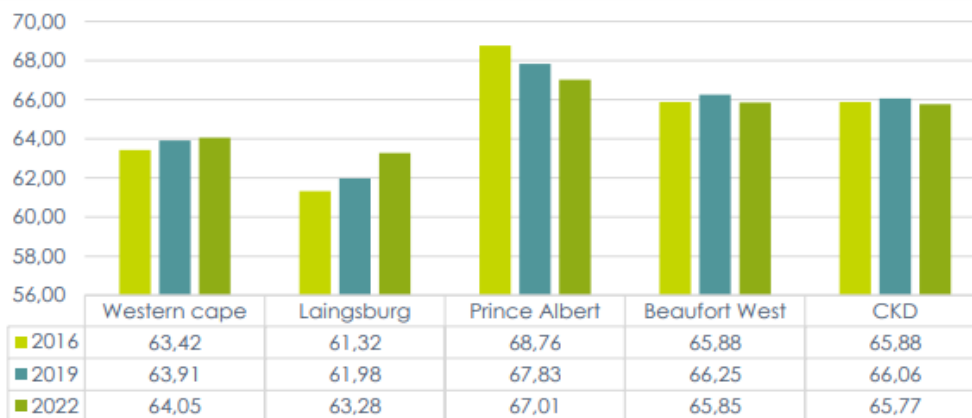
GDP per capita



Income Inequality



Poverty Line



Summation of Poverty Profile:

GDPR per capita measures the total economic output of a region relative to the size of the population living there. The GDPR per capita is useful for comparing living standards across regions and growth in GDPR per capita is considered a summary indicator of economic development in a particular area.

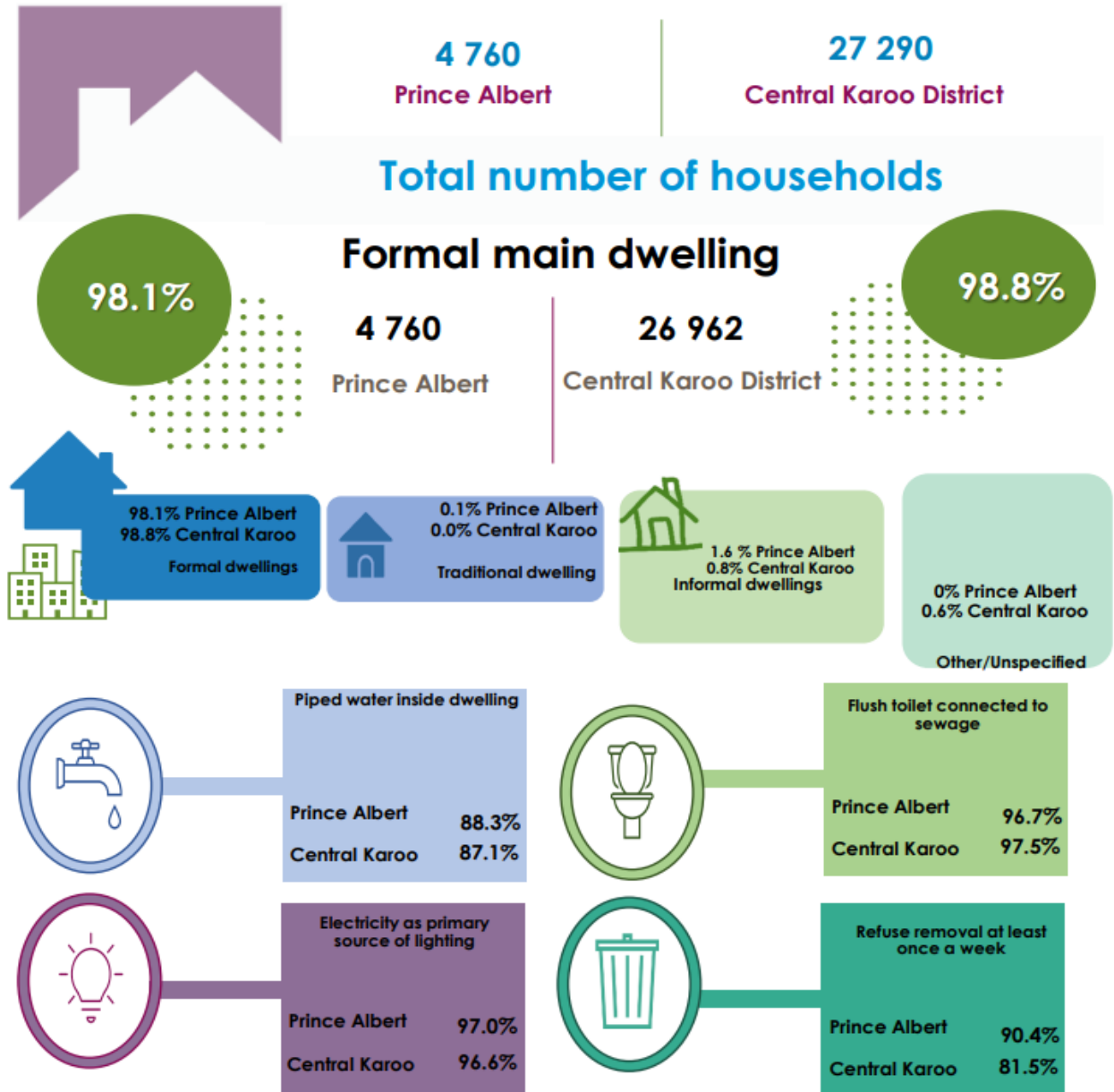
It should be noted that GDPR per capita expanded in the Prince Albert municipal area over the 3-year period. This positive performance could be ascribed to the strength of the local agriculture sector, which enabled economic expansion in a context of slow population growth. Prince Albert municipal area, recorded GDPR per capita growth of 21.4 per cent in 2022, a significant increase relative to its performance in 2021.

The National Development Plan (NDP) has set a target of reducing income inequality in South Africa from a Gini coefficient of 0.7 in 2010 to 0.6 by 2030. The Prince Albert municipal area's income inequality has improved from 0.59 to 0.58 in 2022, making it the second-highest of the three municipal areas in the CKD during the reference period. Prince Albert's Gini coefficient remains lower than the Provincial income inequality level of 0.60 in 2022. Insufficient economic diversification is central to the lack of high-paying jobs in Prince Albert. This is particularly apparent in the towns of Leeu-Gamka and Klaarstroom, which have the lowest median incomes in the CKD. These low incomes are accompanied by significant income inequality. A substantial proportion of individuals earn even less than the average median income contributing to a disparity in living standards.

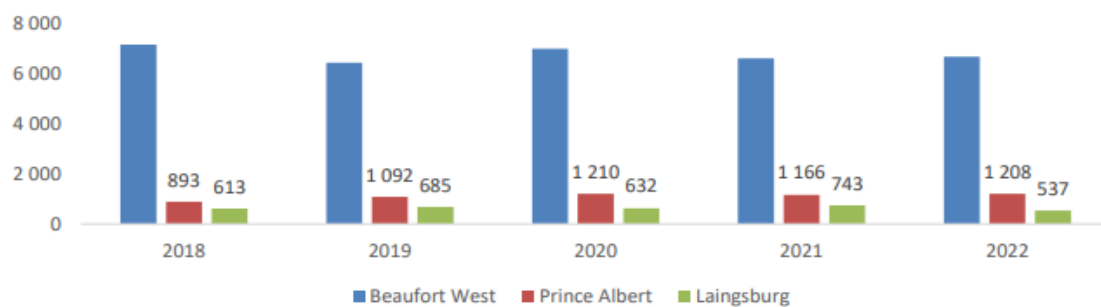
Poverty affects the social development of communities through lower life expectancy, malnutrition and food insecurity, higher exposure to crime and substance abuse, lower educational attainment and poor living conditions. In 2022, poverty was higher in Prince Albert compared to the district average with 67.8 per cent of the population falling below the UBPL. This figure improved by 0.7 percentage points to 67.0 per cent as recorded in 2022.

2.2.5 BASIC SERVICE DELIVERY

BASIC SERVICE DELIVERY



Indigent Households Central Karoo Municipalities



Summation of Basic Service Delivery Profile:

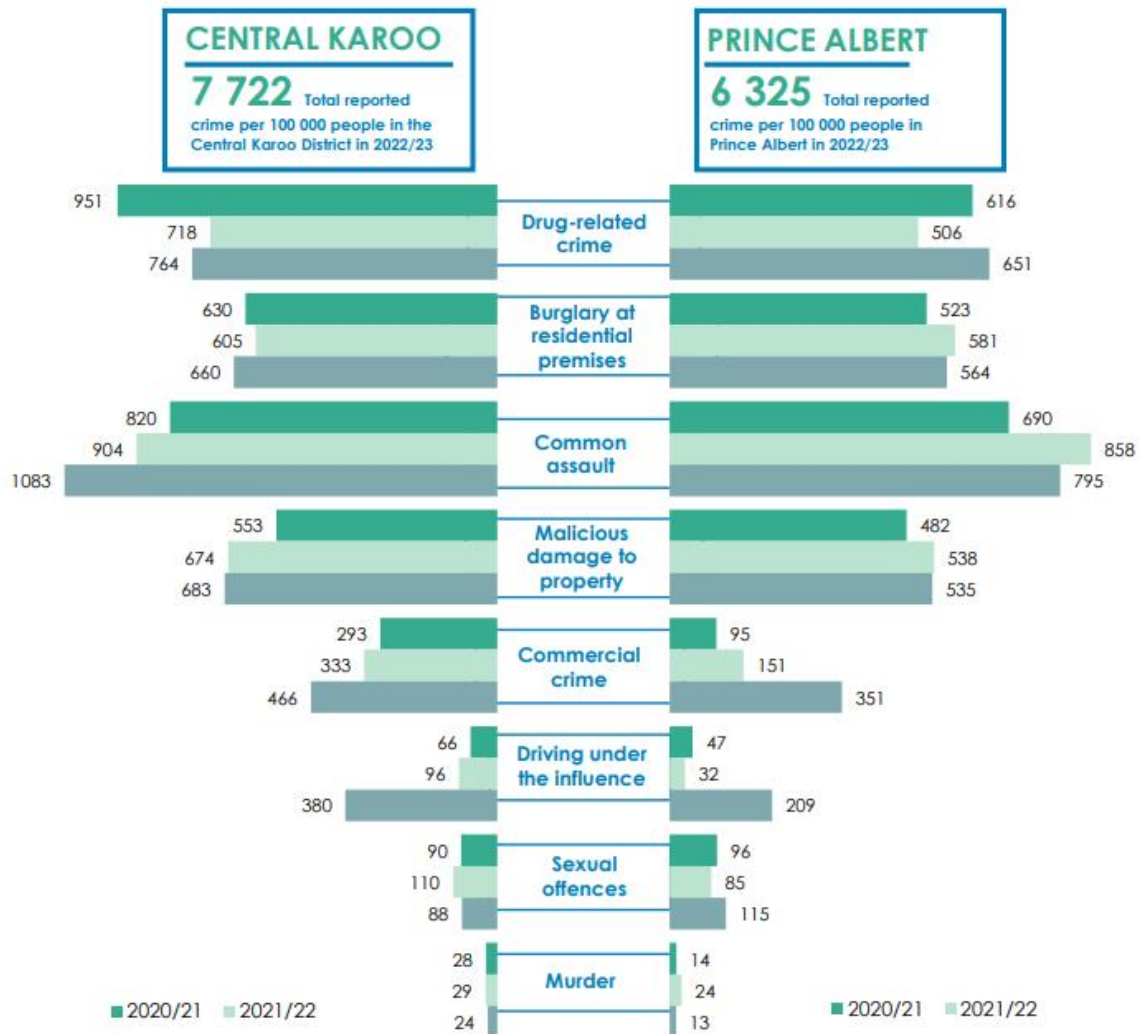
The Constitution stipulates that every citizen has the right to access to adequate housing and that the state must take reasonable legislative and other measures within its available resources to achieve the progressive realisation of this right. Access to housing also includes access to services such as potable water, basic sanitation, safe energy sources and refuse removal services, to ensure that households enjoy a decent standard of living. This section considers to what extent this has been achieved by reflecting on the latest available information from the Statistics South Africa 2022 Census data.

The 2022 Census estimates that there are 4 760 households in the Prince Albert municipal area, of which 98.1 per cent had access to formal housing. A total of 1.6 per cent of the households resides in informal dwellings and a further 0.1 per cent resides in traditional dwellings. The government faces challenges in providing essential services and housing support without a corresponding economic base. Housing projects in Matjiesfontein and Prince Albert aim to address these needs in the medium term. Households in the Prince Albert municipal area enjoyed high level of access to electricity for lighting at 97.0 per cent, access to flush toilet connected to sewage at 96.7 per cent. Refuse removed at least once a week by the local authority was also high at 90.4 per cent and above the district average of 81.5 per cent. Piped water inside dwelling is recorded at 88.3 per cent and a further 11.2 per cent of the households have water inside the yard.

Municipalities also provide a package of free basic services to households who are financially vulnerable and struggle to pay for services. A household is classified as indigent if the family earns a combined income that is less than the threshold specified in the indigent policy of a municipal area. The indigent household numbers in the Prince Albert municipal area show an upward trend between 2018 to 2022. The number of indigent households increased to 1 208 (25.4 per cent of the total number of households) in 2022.

2.2.6 SAFETY AND SECURITY

SAFETY AND SECURITY



Summation of Safety and Security Profile:

Violent crime like murder within the Prince Albert municipal area improved in 2022/23, with 2 murders reported compared to 4 murders reported in 2021/22. It is noteworthy that despite the fluctuations, the murder rate in Prince Albert, when calculated per 100 000 people, is lower than the murder rate in the broader Central Karoo region for the reporting period. This indicates that, in relative terms, the incidence of murder in Prince Albert is comparatively lower than the surrounding area.

South Africa has unfortunately earned the classification of having one of the highest rape statistics globally. Within the Prince Albert municipal area, reported sexual offense cases surged from 12 cases in 2021/22 to 17 cases in 2022/23, reflecting a substantial increase of 41.6 per cent during this reporting period.

The prevalence of drug-related crime in the Prince Albert area worsened, escalating from 74 reported cases in 2021/22 to 97 cases in 2022/23, constituting a significant increase of 31.1 per cent in reported cases. Nevertheless, when considering drug-related offenses per 100 000 people, the broader Central Karoo region has a greater challenge with substance abuse than is prevalent in the municipal area.

The number of cases of driving under the influence of alcohol or drugs in the Prince Albert area regressed from 5 cases in 2021 to 31 actual cases in 2022/23. This translates into a rate of 209 cases per 100 000 people in 2022/23, which is below the District's average of 380 cases per 100 000 people.

Prince Albert municipal area has a lower rate of property related crime when compared to the District. It witnessed a slight decline from 85 burglaries in 2021/22 to 84 burglaries in 2022/23, while malicious damage to property remained stagnant at 79 cases over the reporting period. Understanding and monitoring such trends are crucial for assessing community safety, law enforcement effectiveness, and potential areas for preventive measures or interventions.

There is a notable increase in reported cases of commercial crime from 22 incidents in 2021/22 to 52 in 2022/23, highlighting a growing concern for the economic landscape within the municipal area.

2.3 PEOPLE LIVING WITH DISABILITIES

Although the Constitution protects the rights of people with disability and prohibits discrimination on the basis of disability, limited facilities currently exist in the Prince Albert area for people living with disability. Currently public amenities such as libraries, community halls, municipal offices & buildings and road infrastructure do not cater for people with disabilities. Council has however lately demonstrated more cognizance of this fact and new buildings and renovations to existing infrastructure are developed in such a way that access for people with disability are provided for. These include the main municipal building and the local magistrate's court. The municipality has recently embarked on a survey to determine which public facilities and businesses' are disabled-friendly. In addition to the Municipality's constitutional obligation in this regard, it is imperative that greater consideration be given to disabled access, for the area to grow as a tourist destination. At present only five tourist establishments (out of the more than 100 establishments) are disabled-friendly. Consideration should be given in ensuring that disabled access be made conditional on approval of building plans and land use applications.

Many municipalities, such as Prince Albert, have not yet taken important steps to eliminate or reduce barriers to full participation in society by people with disabilities. The Constitution record government's commitment to attaining social justice and improving the quality of life for everyone, placing a high premium on human dignity for all. In order to ensure that Prince Albert Municipality delivers on these Constitutional rights the Municipality tasked three disabled people in our municipal area to evaluate the status quo in respect of access in our area. The results included:

- Infrastructure not accessible (potholes, gravel)
- Businesses and open spaces difficult to access (no ramps, potholes, etc)
- No recreational facilities or events
- No job opportunities
- Negative Social attitude

The Municipality will thus in future embark on the following initiatives:

- Sensitize community and staff on the needs and reality of disabled people.
- Ensure that all municipal buildings and recreational facilities are disabled friendly.
- Embark on a program to repair potholes and ensure access and mobility to disable.
- Enforce disabled requirements in all public buildings / businesses.
- Improve communication with disabled persons.

- Encourage and facilitate participation of people with disabilities in local government structures, including the provision of transport to and from consultative meetings.
- Provide books in libraries for people with sensory needs.
- Encourage the forming of partnerships with disabled people's organizations.
- Continue support to Health Sector in repair of wheelchairs.

2.4 THE ELDERLY

The elderly are often neglected in municipal planning, especially the poorer and more vulnerable people who cannot afford decent housing. While there are a facility catering for the wealthier retirees and aged, the same cannot be said for the bottom-end of the market. Recreational activities for the aged are mostly organised by the wealthier retirees amongst themselves, leaving the poorest of the poor fending for themselves. The municipality will support and facilitate programs of the Department of Social Development to ensure the protection of the rights of the aged in our communities as per the signed Memorandum of Agreement with this Department.

A special engagement with the sector servicing the Elderly was held and the following input were provided by them: Huis Kweekvallei provides permanent care to 69 elderly residents and an additional 13 elderly who receive meals on a daily basis. They receive subsidies for 40 residents at R2 200 per person, but have to subsidise the rest out of own funding. Huis Kweekvallei facilitates sport and recreational games for residents and is supported by 40 volunteers from within the community. The municipal library service visits them on a weekly basis. The Prince Albert Service Centre provides breakfast and lunch to fifteen elderly persons. They only receive subsidies for fifteen people.

Challenges faced by the Elderly include the following:

- A machine to process nappies in order to allow for save, environmentally friendly disposal
- Infrastructure that is suitable for the aged (no potholes)
- Transport for the service centre
- Financial support

2.5 INDIGENT HOUSEHOLDS

Subsidies are received from external funds such as the Equitable Share granted by the National Government to enable indigent households with a certain income limit to comply with their obligations with respect to the payment of municipal service fees.

Rate payers, receiving a monthly service bill from the Municipality are required to apply for indigent support at the Municipality, if they meet the criteria, as annually revised by the Municipality with the annual budget process. Indigent support is available to persons, households, old-age homes, Crèches/ Day-care centres, pensioners, disabled persons, and no fees school hostels.

The Municipality has taken a stance in embarking on roadshows throughout the Greater Prince Albert Municipality by taking the service to the people in respect of applying for indigent support.

The Prince Albert municipal area experienced an increase in the number of indigents between 2017 and 2022, which implies an increased burden on municipal resources.

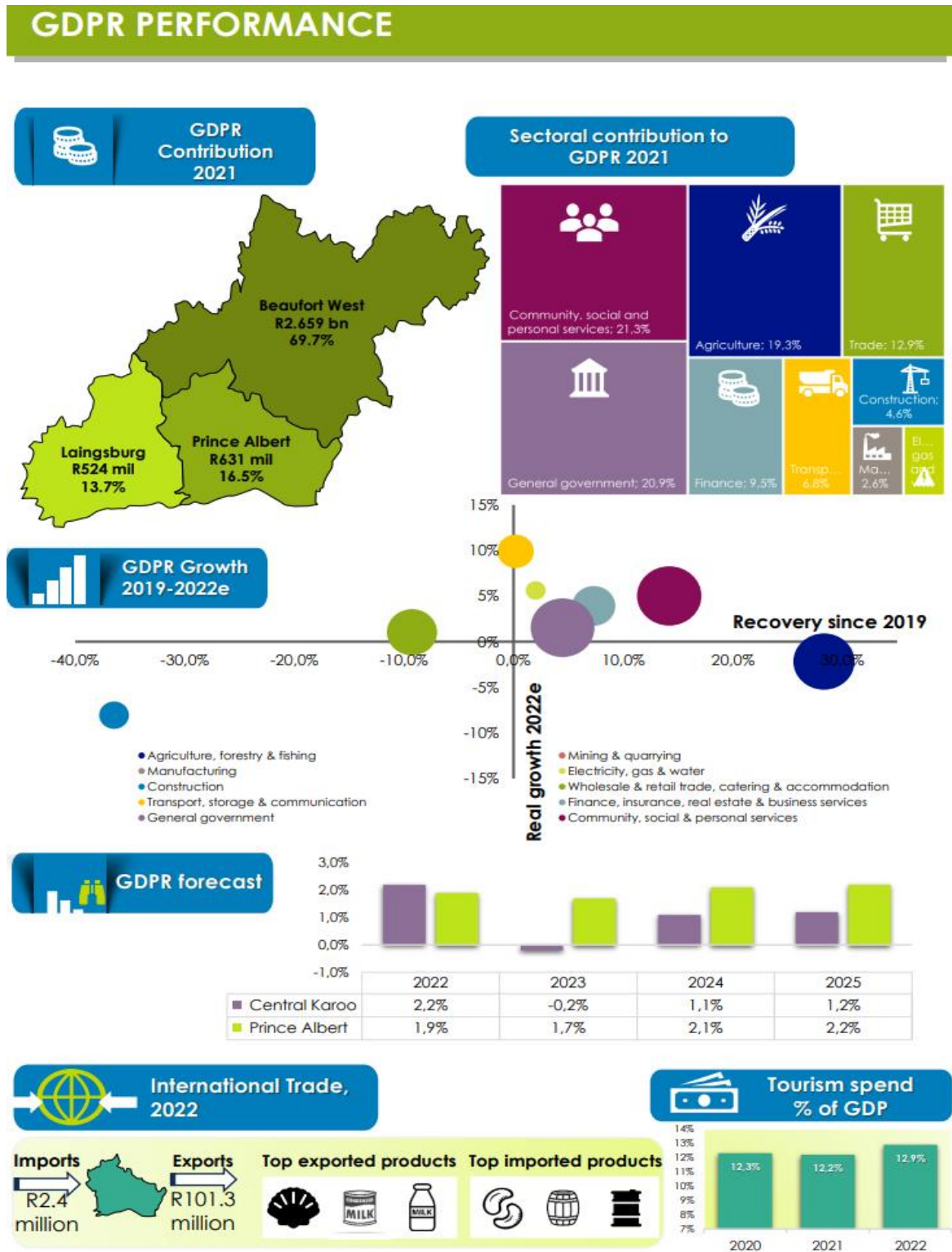
The table below provides an overview of the number of indigent households per basic service for the 2024/2025 financial year:

Services	Households 2024/2025
Water	1, 230
Electricity	1, 230
Sanitation	1, 230
Refuse removal	1, 230

2.6 THE ECONOMY

The data contained in this section is derived from the 2023 Socio-Economic Profile of the Prince Albert Municipality

2.6.1 SECTORAL OVERVIEW



Summation of GDPR Performance Profile:

GDPR Performance

The small economy of the Prince Albert municipal area (with a GDPR of R630.6 million in 2021) was buoyed by the strong performance of the agriculture sector in 2020 and 2021.

The Prince Albert economy contributed 16.5 per cent to the Central Karoo District economy in 2021. The Prince Albert municipal area's economy is reliant on the general government, agriculture and community services sectors, which collectively contributed 61.5 per cent of GDPR of 2021. This reliance makes the economy vulnerable to exogenous shocks in these three sectors.

The trade sector, which includes tourist spending, contributed 12.9 per cent of GDPR in 2021 (R81.7 million). Tourism provides a welcome source of income in Prince Albert, especially through using local accommodation and dining at local restaurants. The growth of the municipal area was also driven by performances in the transport and finance sectors in 2021. Most sectors have recovered their losses of 2020, although the construction and retail sectors have yet to match the GDPR they recorded in 2019. This is a reminder that the economic environment remains challenging for households and businesses, amongst which investment confidence has generally been low.

Further contractions are expected in the agriculture, trade and transport sectors.

Nonetheless, GDPR growth is forecast to increase by 1.7 per cent in 2023 and a further 2.1 per cent in 2024, largely due to anticipated growth in the tertiary sector. If suitably skilled local workers can secure employment in growing industries, these growth trends may result in a noticeable change in the wellbeing of Prince Albert communities.

Trade Balance

The Prince Albert Municipal area recorded a positive trade balance of R98.9 million in 2022. The imports and exports of Prince Albert reflect the centrality of agriculture in this area, which encompasses small wine farms, livestock farmers and dairies. Operating at the heart of Prince Albert, Gay's Dairy Guernsey produces cheeses as well as milk and yoghurt products that have won awards internationally. Prince Albert recorded mollusc exports of R24.8 million in 2022, making molluscs the leading export product of the municipal area for the year. Sweetened or concentrated milk and cream (R16.6 million) and milk and cream (R16.2 million) were also major export products from the Prince Albert municipal area.

Tourism Spend

The Prince Albert Municipal area is considered as the jewel of the Central Karoo. The area lies at the foot of the Swartberg; It showcases beautifully preserved Victorian, Karoo, Cape Dutch and uniquely gabled buildings. The area has a vast opportunity to offer to those visiting the area including beautiful accommodation, beautiful scenery and activities. The Tourism sector accounted for 12.9 per cent of GDP in 2022 implying a change of 0.7 percentage points compared to the 12.2 per cent contribution in 2021. To further develop tourism in the municipal area and ensure that the industry is sustainable over the long term, it is essential that strategies be put in place to attract visitors during off-peak periods.

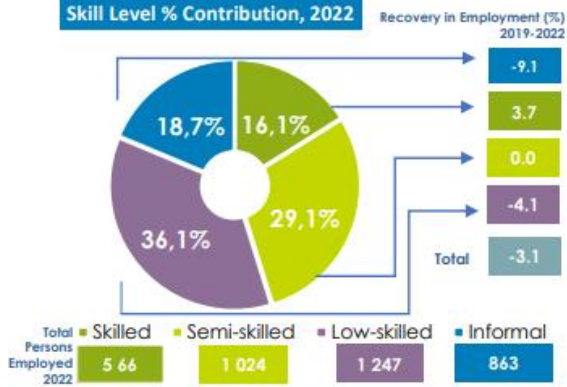
2.6.2 LABOUR MARKET PERFORMANCE

LABOUR MARKET PERFORMANCE

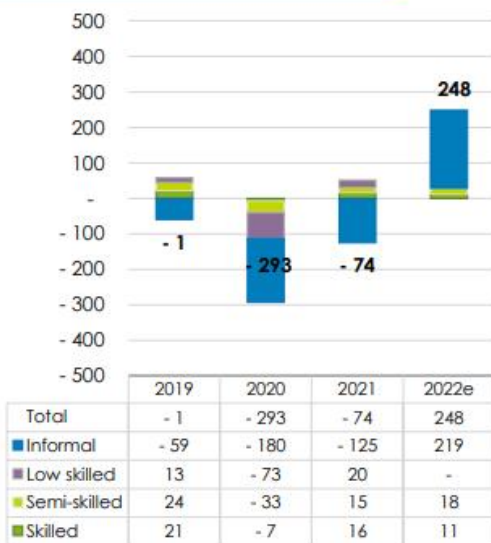
Formal Employment by Town, 2022




Skill Level % Contribution, 2022



Net employment per sector, 2019-2022



Wage Distribution per municipal area, 2022



Top 5 Sectors

Sector	No. of FTE Jobs
Administration of the state and the economic and social policy of the community	324
Growing of perennial crops	86
Animal production	77
Mixed farming	74
Short term accommodation activities	70



Unemployment rate 2018-2022



A lack of diversification in the local economy is reflected in troubling labour market indicators. The municipal area is characterised by high levels of economically inactive people (46.7 per cent) and a low labour force participation rate (53.3 per cent), making poverty a reality for many households. In 2022, both the economic inactive and the labour participation is expected to improve as the economy recover further from the impact of COVID-19. In 2021, job losses were evident in the informal employment with 125 job losses. The low skilled and semi-skilled sectors, however, showed recovery from the 2020 job losses. A welcome reprieve from the job losses recorded in 2020 and 2021 was experienced in 2022, when the economy grew by an estimated 1.9 per cent and the number of jobs increased by 248. This was mainly due to an expanding informal economy which is estimated to have created 219 net employment opportunities in 2022.

It is estimated that Prince Albert total employed amounted to 3 451 workers in 2022, of which 2 837 (81.3 per cent) are employed in the formal sector and 863 (18.7 per cent) are informally employed. The informal economy was responsible for most of the job losses in 2021. This is a concern as the informal economy should be able to act as a buffer during times of economic recession. Most of the formally employed consisted of low skilled (36.1 per cent), followed by semi-skilled (29.1 per cent) workers and the skilled workers contributed the least at 16.1 per cent to the workforce. The skilled work force, however, grew by 3.7 per cent outpacing the semi-skilled which remained stagnant and the low skilled category which contracted by 4.1 per cent between 2019- 2022. The growth in the skilled category reflects the increasing market demand for skilled labour and the need for skills development initiatives.

In 2022, the financial outcomes for full-time employees within the Prince Albert area were varied. Individuals engaged in low-income occupations within the District typically earned between R3 200 and R6 400 a month. This bracket mainly included retail and agricultural workers. Of the workers in this wage bracket, 36.4 per cent; the largest share resided in the Prince Albert municipal area. Additionally, wage ranges are skewed towards lower incomes in this area, which leads to elevated poverty levels among residents. A further 15.5 per cent of the workers earned between R1600-R3 200. However, no workers were recorded in the income bend of R51 000- R102 400 and above.

CHAPTER 3: INSTITUTIONAL ARRANGEMENTS

As a Local Municipality, Prince Albert is categorised as a Category B Municipality in terms of the Constitution of the Republic of South Africa, 1996. The Constitution defines a Category B Municipality as “*A municipality that shares municipal executive and legislative authority in its area with a category C municipality within whose area it falls.*” The Category C Municipality in the district is the Central Karoo District Municipality, situated in Beaufort West, approximately 131.0 km via the R353 and N1.

The Prince Albert Municipality has an Executive Mayoral System combined with a ward participatory system. The council consists of seven seats, four of these seats are for elected representatives and 3 for proportional representatives based on a formula related to the number of votes that each political party receives in the elections.

Section 152 (1) of the Constitution of the Republic of South Africa, 1996 envisages a robust Local Government System, which can provide a democratic and accountable government for local communities, ensure the provision of services to communities in a sustainable manner, promote social and economic development, promote a safe and healthy living environment, and encourage the involvement of communities and community organisations in the matters of local government. A municipality must strive, within its financial and administrative capacity, to achieve the objects as enshrined in the Constitution.

3.1 COUNCIL AND COUNCIL COMPOSITION

Section 157 of the Constitution makes provision for the composition and election of Municipal Councils and states that a Municipal Council consists of –

- members elected in accordance with subsection (2) and (3); or
- if provided for by national legislation
 - (i) members appointed by other Municipal Councils to represent those other Councils; or
 - (ii) both members elected in accordance with paragraph (a) and members appointed in accordance with subparagraph (i) of this paragraph.

The Constitution is clear that every citizen who is qualified to vote for a Municipal Council is eligible to be a member of that Council, except –

- (a) anyone who is appointed by, or is in the service of, the municipality and receives remuneration for that appointment or service, and who has not been exempted from this disqualification in terms of national legislation;
- (b) anyone who is appointed, by, or is in the service of, the state in another sphere, and receives remuneration for that appointment or service, and who has been disqualified from membership of a Municipal Council in terms of national legislation;
- (c) anyone who is disqualified from voting for the National Assembly or is disqualified in terms of section 47(1)(c), (d) or (e) from being a member of the Assembly;
- (d) a member of the National Assembly, a delegate to the National Council of Provinces or a member of a provincial legislature; but this disqualification does not apply to a member of a Municipal Council representing local government in the National Council; or
- (e) a member of another Municipal Council; but this disqualification does not apply to a member of a Municipal Council representing that Council in another Municipal Council of a different category

The term of a Municipal Council may be no more than five (5) years, as determined by national legislation, if a Municipal Council is dissolved in terms of national legislation, or when its term expires, an election must be held within ninety (90) days of the date that Council was dissolved or its term expired. A Municipal Council, other than a Council that has been dissolved following an intervention in terms of Section 139 of the Constitution, remains competent to function from the time it is dissolved or its term expires, until the newly elected Council has been declared elected.

The key role of the Municipal Council is to make decisions concerning the exercise of all the powers and the performance of all the functions of the Municipality. The current Council structure of the Prince Albert Municipality is focussed on fulfilling and enhancing legislative, participatory, and oversight responsibilities.

The Council composition is indicated in the table below. The Council is led by a coalition of the Democratic Alliance and the Karoo Gemeenskapsparty.

COUNCILLOR	POSITION / WARD	PARTY AFFILIATION
Mrs. L Jaquet	Executive Mayor: Ward 2	Democratic Alliance
Ms. M Jaftha	Speaker: Ward 4	Democratic Alliance
Mr. Kiewiet Baadjies	Ward Councillor: Ward 1	Karoo Gemeenskapsparty
Mr. Sydney Koonthea	Deputy Mayor: Ward 3	Democratic Alliance
Mr. A Mackay	PR Councillor	Patriotic Alliance
Mrs. E Maans	PR Councillor	African National Congress
Mr. Neville Claassen	PR Councillor	Democratic Alliance

All councillors are part of the respective portfolio committees indicated below, under the chairmanship of the councillors indicated below:

PORTFOLIO COMMITTEE	PORTFOLIO CHAIRPERSON
Financial Services	Councillor Linda Jaquet
Personnel and Administration	Councillor Magrietha Jaftha
Civil and Electrical Services	Councillor Sydney Koonthea
Development and Community Services	Councillor Neville Claassen

The functions of the Portfolio Committees include, inter alia:

- Formulation of policies for their respective functional areas.
- Monitoring and evaluation of performance for their respective functional
- Public Interface and making recommendations to Council

3.1.1 ROLES AND RESPONSIBILITIES:

POLITICAL STRUCTURE AND POLITICAL OFFICE BEARER

Section 53 of the Local Government: Municipal Systems Act, No. 32 of 2000 stipulates, inter alia, that the respective roles and areas of responsibility of each political structure and political office bearer of the Municipality and of the Municipal Manager must be defined. The roles of the Municipal Council and the Executive Mayor are indicated below. The Prince Albert Council has no Mayoral Committee established.

MUNICIPAL COUNCIL	EXECUTIVE MAYOR
<ul style="list-style-type: none"> - Governs by making and administrating laws, raising taxes, and taking decisions that affect people’s rights. - Is a tax authority that may raise property taxes and service levies - Is the primary decision maker and takes all the decisions of the Municipality except those that are delegated to political structures, political office bearers. - Individual councillors or officials can delegate responsibilities and duties for the purposes of fast and effective decision-making. - Must strive towards the constitutional objects of local government; - Must consult the community with respect to local government matters; and - Is the only decision maker on non-delegated matters such as the approval of the IDP and budget. 	<ul style="list-style-type: none"> - Is the executive and political leader of the Municipality and is in this capacity supported by the mayoral committee. - Is the social and ceremonial head of the Municipality - Must identify the needs of the Municipality and must evaluate progress against key performance indicators. - Is the defender of the public’s right to be heard - Has many responsibilities with respect to the annual budget, the budget process, budget control and various other financial matters; and - Performs the duties and exercises the responsibilities that were delegated to him/her by the Council.

3.2 MUNICIPAL WARDS

Prince Albert Municipality is divided into four wards. The ward areas is showed in the following photographs:

3.2.1 WARD 1

This ward includes Leeu-Gamka / Bitterwater and Prince Albert North as well as some surrounding farm areas. The ward councillor is Councillor Kiewiet Baadjies.



Prince Albert Road →



3.2.2 WARD 2

This ward includes Klarstroom, Seekoeigat, die Gang farming areas and Prince Albert South. The ward councillor is Councillor Linda Jaquet. Klarstroom forms part of Ward 2.



Note: The farming areas of Seekoeigat and Die Gang is also included in this ward.

3.2.3 WARD 3

This ward includes a portion of Prince Albert North. The ward councillor is Councillor Sidney Koonthea.



3.2.4 WARD 4

This ward includes a portion of Prince Albert North, Rondsnskrik and West End. The ward councillor is Councillor Margareth Jaftha.



3.3 ADMINISTRATIVE AND INSTITUTIONAL CAPACITY

The Municipal Manager as head of the administration is accountable for tasks and functions as provided for in Section 55 of “the Systems Act”, other functions/tasks as provided for in legislation, as well as functions delegated by the Executive Mayor and Council. The Municipal Manager is responsible for the implementation of the IDP under the direction and guidance of the Municipal Council. The Municipal Manager is supported by Executive Managers appointed in terms of Section 57 of “the Systems Act”.

3.3.1 THE EXECUTIVE MANAGEMENT

INCUMBENT	POSITION	CONTACT DETAILS
Mr. Aldrick Hendricks	Municipal Manager	Telephone: +27 23 541 1320 E-mail: aldrick@pamun.gov.za
The Director position is currently vacant and is occupied by an acting incumbent. The Municipality is in the process of finalising the recruitment and selection process for the filling of this vacancy. Mr. Van Niekerk has been appointed by the Council on a contractual basis. Mr. Kobus van Niekerk	Acting Chief Financial Officer	Telephone: +27 23 541 1748 E-mail: kobus@pamun.gov.za
The Director position is currently vacant. Any correspondence in regards to Corporate and Community Services may be directed to Mr. Adrick Hendricks, until such time that the position is filled.	Acting Director: Corporate and Community Services	Telephone: +27 23 541 1320 E-mail: aldrick@pamun.gov.za
Mr. Zolile Nongene	Director: Technical Services	Telephone: +27 23 541 1036 E-mail: zolile@pamun.gov.za

The table below provides an overview of each Directorate and Strategic Functions:

DIRECTORATE	DIRECTORATE OVERVIEW	STRATEGIC FUNCTIONS
<p>Office of the Municipal Manager</p>	<p>The Municipal Manager heads up the administration arm of the Municipality. He is responsible for Corporate Strategy and the drafting, management and implementation of Council's business plan, better known as the Integrated Development Plan (IDP) which is implemented through the Service Delivery Budget Implementation Plan.</p> <p>The Municipal Manager's Office strives to enhance the relationship between the political and administrative centres of the council, promoting governance mechanisms and innovations in the areas of communication, strategic planning, information and knowledge management.</p>	<ul style="list-style-type: none"> - Internal Audit. - Risk Management. - Strategic Management. - Good Governance and Compliance. - Integrated Development Planning (IDP). - Communication Services
<p>Financial Services</p>	<p>The Finance Department manages and controls the implementation of the budget policies, systems and procedures and financial management practices.</p> <p>The Department also implements and maintains revenue and credit control policies and procedures to ensure sound revenue management practices and compliance. Ensure the recording, authorization and proper execution of expenditure systems, procedures and transactions. Manage supply chain management services to ensure proper systems, procedures and control for demand acquisition, logistics, assets and disposal management.</p>	<ul style="list-style-type: none"> - Revenue Management and Collection, Valuation Roll. - Supply Chain Management and Asset Management. - Statutory Reporting. - Payroll, Budget Office and Finance Data processing. - Expenditure Management. - Management of the Municipal Investments and Insurance Portfolio. - Indigent Support.

DIRECTORATE	DIRECTORATE OVERVIEW	STRATEGIC FUNCTIONS
		<ul style="list-style-type: none"> - Annual Financial Statements and all accounting facilities.
<p>Corporate and Community Services</p>	<p>The Corporate and Community Department is responsible for the corporate and community services in the Municipality.</p>	<ul style="list-style-type: none"> - Human Resources. - Traffic Law Enforcement. - Housing Administration. - Fire Services and Disaster Management. - Libraries. - Thusong. - Community Liaison. - Parks and Recreation Facilities. - Contract Management. - Committee Services. - Administrative Support. - Integrated Development Planning. - Performance Management. - Town Planning. - Building Control. - Records Management. - Local Economic Development.
<p>Infrastructure Services</p>	<p>The Infrastructure Services Department aspires to be a value-adding department when it comes to providing services such as: Upgrading, construction and maintenance of road and stormwater infrastructure;</p>	<ul style="list-style-type: none"> - Water and Sewerage Purification. - Water and Sewerage Reticulation.

DIRECTORATE	DIRECTORATE OVERVIEW	STRATEGIC FUNCTIONS
	<p>upgrading and maintenance of sidewalks; provision of street cleaning services; upgrading and maintenance of water and sewerage networks; planning and upgrading of bulk infrastructure projects; upgrading and maintenance of electricity networks, provision of refuse removal services; upgrading and maintenance of collection points and transfer stations.</p> <p>The Department is also responsible managing waste sites within the Prince Albert Municipal Area. The Department manages the implementation of all capital projects approved on an annual basis by Council.</p>	<ul style="list-style-type: none"> - Refuse Removal and Management of Landfill Sites. - Vehicle Maintenance. - Streets, Storm Water and Construction. - Roads and Pavements. - Infrastructure Projects. - EPWP Administration.

3.4 ORGANISATIONAL STRUCTURE OF PRINCE ALBERT MUNICIPALITY

The Council of Prince Albert Municipality has reviewed its organogram on 20 May 2022 [Resolution 72/2022], which include the Macro and Micro Structure. This approach ensures that the municipality, through the filling of posts, is able to deliver on its strategic objectives, whilst at the same time implementing its IDP. Council resolved that the positions of Senior Manager: Corporate and Community Services, Manager: Technical Services, and Integrated Development Plan and Performance Management Coordinator be added to the organisational structure.

At a Special Council meeting held on 31 August 2023, Council considered the revision of the organogram. The revised organisational structure reflects the Municipality's' commitment to enhance efficiency, transparency, and alignment within the organisation. It is designed to better support he strategic goals and ensure that the structure is well-positioned for future growth and success.

The figure below provides an overview of the approved reviewed macro structure of the Prince Albert Municipality.

PRINCE ALBERT MUNICIPALITY

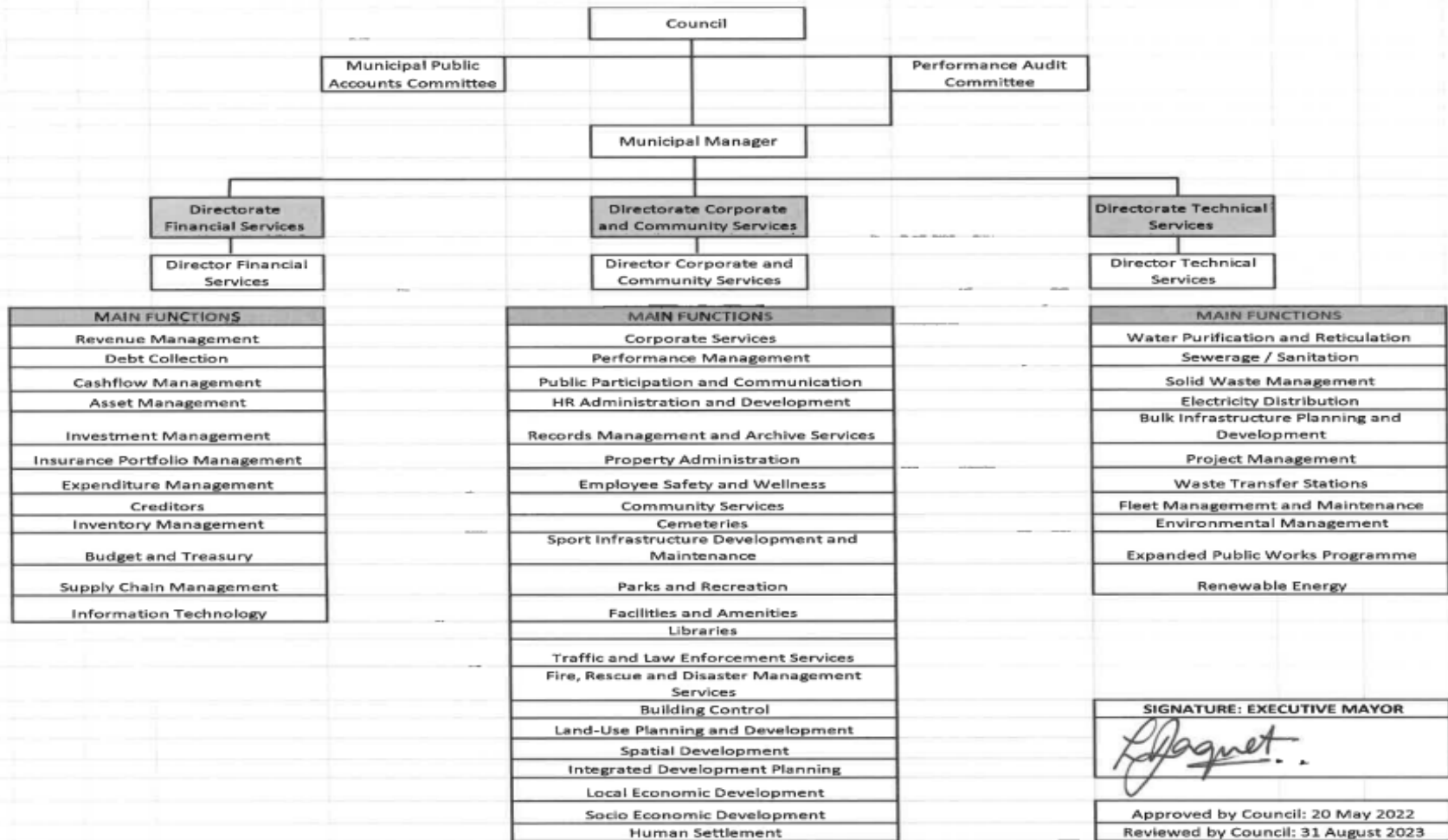


REVISED ORGANISATIONAL STRUCTURE STAFF ESTABLISHMENT

Approved by Council: 20 May 2022
Reviewed by Council: 31 August 2023

PRINCE ALBERT MUNICIPALITY ORGANOGRAM

MACRO STRUCTURE



3.5 WARD COMMITTEES

Prince Albert Municipality is a municipality with a Mayoral Executive System combined with a ward participatory system as set out in section 9 (d) of the Municipal Structures Act, and the municipal council has resolved in terms of section 72(2) of the Act to adopt the ward participatory system. Ward committees has been established for each of the respective four wards in January 2022. The functions of a ward committee are to:



- (a) Advise the ward councillor on matters of the ward ;
- (b) Assist the ward councillor in identifying conditions, problems and needs of residents;
- (c) Spread information in the ward around municipal issues, such as the budget, integrated development planning and service delivery options;
- (d) Obtain input from residents around municipal issues, such as the budget, integrated development planning and service delivery options;
- (e) Receive queries and complaints from residents around municipal service delivery;
- (f) Interact with other forums and organizations around matters affecting the ward;
and
- (g) Nominate from its members individuals to serve on organizational wide structures and or portfolio task teams, if so requested by the municipality of Prince Albert and
- (h) Prioritize social – economic development programs/projects in the ward.
- (i) Meet monthly with their respective block advisory committees
- (j) Provide written feedback and proof of said meetings to ward councillor.

3.6 HUMAN RESOURCE MANAGEMENT STRATEGY AND IMPLEMENTATION PLAN 2021 – 2026

The Prince Albert's Municipality's Mission and Vision provides direction to achieve the goals and objectives of the Municipality and the Human Resources division must drive business excellence and contribute towards the municipality's business strategy through strategic human resource management informed by a Strategic Human Resource Plan. This strategy defines which human resources, workforce practices and activities to pursue and improve to deliver outcomes that are directed towards the realisation of the overarching strategic development objectives of the Municipality as outlined the Integrated Development Plan (IDP).

The Human Resource Management Strategy and Implementation Plan are aimed at:

- a) *Ensuring that the Municipality has the right number and composition of employees with the right competencies, in the right places, to deliver on the Municipality's mandate and achieve its strategic goals and objectives;*
- b) *Ensuring that the Municipality makes optimum use of human resources and anticipates and manages surpluses and shortages of staff;*
- c) *Ensuring that Municipal staff are suitably skilled and competent to add value to the Municipality in delivering sustainable solutions, advice and capacity building;*
- d) *Ensuring that the Municipality attracts, retains and develops a diverse workforce in line with Employment Equity regulations and targets*
- e) *Aligning the strategic objectives of the HRM in the Prince Albert Municipality with the Local Government: Municipal Systems Act, 2000 (Act No 32 of 2000): Local Government: Municipal Staff Regulations.*

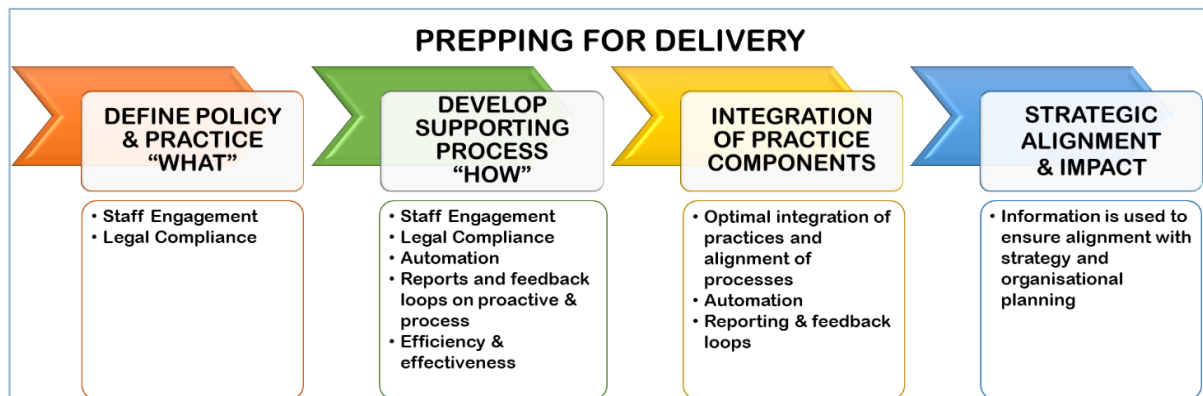
The purpose of this HRM Strategy and Implementation Plan is to outline key interventions to be undertaken by the Municipality in ensuring that it has the right number of staff (staff component), with the right composition and with the right competencies in the right places to enable it to deliver on the mandates and achieve its strategic goals and objectives. HR strategic planning is about determining the demand and supply of staff that are critical to achieving strategic objectives, analysing the gap between the demand and supply, and developing a plan that seeks to close the gap. In order to ensure that the Municipality makes the best possible use of its resources to attain its commitments and programme objectives set out in the IDP, Budget and SDBIPs.

This strategy informs the decision-makers on two critical issues:

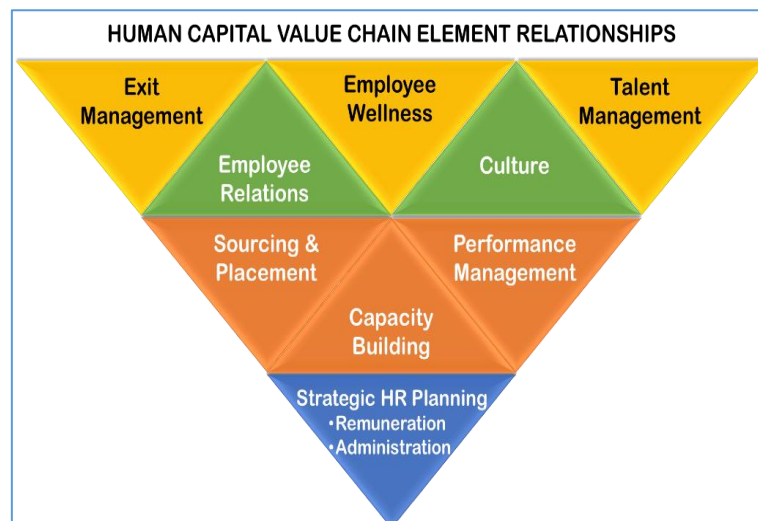
- Current supply of human resources; and
- Human resources demand.

HUMAN RESOURCES MATURITY IN PRINCE ALBERT MUNICIPALITY

Evaluating maturity in the Human Resources function and addressing the next steps for improvement is not a linear process. This process involves the evaluation of the internal enablement of the Human Resources function and the delivery of Human Resources practices (the Value Chain) to the Organisation separately. To some extent this separation is artificial, but if not done in this format it becomes unnecessarily complex. The Internal Enablement of the Human Capital Function is depicted through:



The Value Chain items relating to the Human Capital Function has a hierarchy of inter-relationships to consider when rolling them out into the Organisation:



The diagram implies that certain practices form the foundation of other practices. Even if all these practices exist in the Organisation, maturity in for example Talent Management, will only be achieved once maturity in Strategic Planning, Sourcing and Placement and Performance Management is achieved. This is however invariably linked to the establishment of policy, processes, supporting technology and information reporting.

SWOT ANALYSIS

The below table indicates the strengths, weaknesses, opportunities and threats identified in the HR section. This exercise is repeated annually based on changes in the external and internal environment of the municipality and the HR section.

HUMAN RESOURCES SWOT ANALYSIS	
STRENGTHS	WEAKNESSES
<ul style="list-style-type: none"> - Procedures and policies in place - HR Policy register updated annually - Sound financial Management /administration - Annual review of organisational structure - Annual workforce planning sessions been conducted - Effective management of Work Place Skills Plan - High quality output by HR Team - Internal and external bursaries awarded annually - Successful implementation of Learnerships/Interns/students - Sound recruitment and selection 	<ul style="list-style-type: none"> - Strategic HR Management lacking - Strategic Risk Management insufficient - Inability to retain talent - Lack of Talent Management & Succession planning - Change management to be accelerated - Lack of dashboard/metrics in HR - HRM Data not analysed/monitored - Partial Compliance with OHS Legislation and regulations - Non-Functioning of Safety Committee Forum - Lack of Performance Management System - Lack of employee wellness programme

HUMAN RESOURCES SWOT ANALYSIS

OPPORTUNITIES

- Continuous development of the existing workforce
- Leadership development
- Better and improved communication systems (information sharing)
- Fourth Industrial Revolution (HRIS)
- Develop expertise in all disciplines of HR
- Development of Service Standards for each discipline
- Development of SOP's
- Automation of all HR Processes

THREATS

- Low staff productivity levels
- Low staff morale
- Too much time spend on compliance and no innovation
- Staff have negative view of the implementation of HR functions
- Budget constraints
- Administrative compliance (time-consuming)
- Covid-19 Pandemic
- Over-Dependency on Key Personnel
- Inability to attract suitably qualified candidates

ROLES OF STAKEHOLDERS

It is important to link the planning and implementation process of the HRM Strategy to the inputs and approvals from key collaborative platforms as indicated in the diagram below. Without consultation with these vital forums and committees, the process of planning and implementation could become unstructured and unnecessarily complex.

The Table below provides an overview of the key stakeholders and their roles:

COUNCIL	SENIOR MANAGERS	LINE MANAGERS
<ul style="list-style-type: none"> - To perform an oversight role with regards to HRM functions and support services - To approve relevant strategies, policies and procedures with due 	<ul style="list-style-type: none"> - Ensure fair opportunity for learning and development initiatives for staff across all levels of the Municipality 	<ul style="list-style-type: none"> - Partners with HRM in developing and implementing HRM strategies to achieve results - Manage people according HRM

COUNCIL	SENIOR MANAGERS	LINE MANAGERS
<p>consideration of inputs from stakeholders.</p> <ul style="list-style-type: none"> - To approve and or validate specific decisions / outcomes / recommendations made with regards to various aspects of HRM - To ensure that a conducive environment is created within the municipality to ensure effective and efficient HRM 	<ul style="list-style-type: none"> - Approval of formal learning activities such as courses and seminars, and encouraging staff to participate in training and development - Identify key performance indicators and assessing related staff outputs - Implement effective coaching and mentoring of staff - To give strategic guidance and support 	<p>principles, policies and procedures</p> <ul style="list-style-type: none"> - Complies with HRM legal requirements - Proactively engages and partners with HRM around business and people challenges and solutions - Initiates and leads change - Drives Organisational values - Takes responsibility for being informed of HRM matters and
STAFF	TRADE UNIONS	

COUNCIL	SENIOR MANAGERS	LINE MANAGERS
<ul style="list-style-type: none"> - Partners with line and HRM to remain relevant to local government by taking responsibility for own performance development and career planning - Utilize development opportunities provided - Remain informed of HRM policies and procedures - Discuss expectations - Take personal accountability - Live the Organisation's values - Participate in HRM surveys and feedback mechanisms - Provide feedback to / and liaise with Unions and relevant employee forums 	<ul style="list-style-type: none"> - Ensure that HRM practices and policies are relevant to the advancement of staff and the Municipality's goals - To supply staff feedback to the HR division to identify concepts for improvement or review - To contribute to the formulation and review of policies and practices 	<ul style="list-style-type: none"> building own people management skills - Follows fair and procedural HRM practices and processes - Ensures high performance through effective performance management and retention practices - Communicates and gives feedback on service level expectations - Tracks and measures the impact of HRM strategies in functional areas - Measure and reports on the effectiveness of people management within functional areas

HUMAN RESOURCE RISK MANAGEMENT

Managing risk is a process of the Municipality, supported by the Municipal Manager and the Senior Management Team, to decide which risks to eliminate, accept, reduce or transfer. An HR risk is any person, culture, or governance factor that causes uncertainty in the Organisational environment and that could adversely affect the Organisation's operations.

Prince Albert Municipality is to ensure HR Risk Management through coordinating activities & methods, and identifying & addressing risks that can affect the achievement of Organisational objectives by:

- a) Increasing the probability and impact of positive events and decrease the probability and impact of negative events caused by human factors on the achievement of Organisational objectives.
- b) Supporting a foundation of alignment for HR and People Management practices within the governance, risk and compliance framework and integrated reporting model of the Organisation.
- c) Validating appropriate risk assessment practices and procedures relating to human factors are embedded within the organisation.
- d) Endorsing of appropriate risk controls designed and applied to HR activities and interventions.

CRITICAL SUCCESS FACTORS

The critical success factors in order to implement this HR strategy effectively are listed below:

- a) Top Management support and buy in to strengthen and capacitate HR division to take the lead in the implementation of the HR Strategy.
- b) Buy-in from all Stakeholders and Collaboration between Line Managers and HR Department
- c) Allocation of adequate financial resources in line with HR Implementation Plan
- d) Shared HR vision amongst all stakeholders
- e) Joint ownership for implementation of HR Strategy all stakeholders

3.7 EMPLOYMENT EQUITY

The Employment Equity Act (1998) Chapter 3, Section 15 (1) states that affirmative action measures are measures designed to ensure that suitable qualified people from designated groups have equal employment opportunities and are equitably represented in all occupational categories and levels in the workforce of a designated employer. The national performance indicator also refers to: “Number of people from employment equity target groups employed in the three highest levels of management in compliance with a municipality’s approved employment equity plan”.

In accordance with the Employment Equity Act (No. 55 of 1998), the Municipality must develop and implement an Employment Equity Plan, as required by the said Act. The Plan reflects the significant progress the municipality has achieved thus far and actions to address challenges relating to enhanced demographic representation, skills development, fast-tracking, diversity management and organisational culture assessment.

The duration of an Employment Equity Plan may not be shorter than one year or longer than five years. The duration of the plan must have specific start and end dates. The current Employment Equity plan of the Prince Albert Municipality is compiled for a five-year period and is valid from 01 October 2020 to 30 September 2025.

The table below indicates the current Employment Equity status of the Municipality:

Occupational Categories	Male				Female				Total
	A	C	I	W	A	C	I	W	
Legislators, senior officials and managers	1	5	0	1	0	0	0	0	7
Professionals	0	1	0	0	1	0	0	1	3
Technicians and associate professionals	1	4	0	0	0	3	0	0	8
Clerks	0	23	0	0	0	21	0	1	45
Service and sales workers	0	0	0	0	0	0	0	0	0
Craft and related trades workers	0	0	0	0	0	0	0	0	0
Plant and machine operators and assemblers	0	9	0	1	0	0	0	0	10
Elementary occupations	0	9	0	1	0	4	0	0	14
Total permanent	1	37	0	2	1	22	0	1	66
Non-permanent	1	14	0	1	0	6	0	1	21
Grand total	2	51	0	3	1	28	0	2	87

EMPLOYEE TOTALS, TURNOVER AND VACANCIES

The table below categorizes the number of employees by race within the occupational levels:

Occupational Levels	Male				Female				Total
	A	C	I	W	A	C	I	W	
Top Management	1	1	0	1	0	0	0	0	3
Senior management	0	4	0	0	0	0	0	0	4
Professionally qualified and experienced specialists and mid-management	0	1	0	0	1	0	0	1	3
Skilled technical and academically qualified workers, junior management, supervisors, foremen and superintendents	1	24	0	1	0	24	0	1	51
Semi-skilled and discretionary decision making	0	12	0	0	0	0	0	0	12
Unskilled and defined decision making	0	9	0	1	0	4	0	0	14
Total permanent	1	37	0	2	1	22	0	1	66
Non- permanent employees	1	14	0	1	0	6	0	1	21
Grand total	2	51	0	3	1	28	0	2	87

VACANCY RATE

The approved organogram for the municipality reflected 146 posts for the 2021/22 financial year. The actual positions filled are indicated in the tables below by post level and by functional level. 59 Posts were vacant at the end 2022/23 resulting in a vacancy rate of 40,41%.

Below is a table that indicates the vacancies within the municipality:

Per Task Level		
Functional Level/Area	Filled	Vacant
MM & MSA section 57 & 56	3	1
Middle management (T14-T19)	4	1
Admin Officers (T4-T13)	63	30
General Workers (T3)	17	27
Grant remuneration outside TASK level	0	0
Total	87	59
Per Functional Level		
Office of the Municipal Manager	4	2
Corporate and Community Services	33	27
Technical and Electrical Services	31	21
Financial Services	14	9
Appointments from Grants	5	0
Total	87	59

TURNOVER RATE

Small, rural municipalities find it difficult to attract and retain skilled staff as they cannot compete with bigger municipalities in terms of salary, skills transfer and opportunities. This results in a high turn-over of staff. A high turnover rate for staff member's impacts negatively on a municipality as it may be costly to a municipality and might negatively affect productivity, service delivery and institutional memory/organizational knowledge. Below is a table that shows the turnover rate within the municipality. The turnover rate is estimated at 30.23% and is mainly due to contracts that have expired, retirement and financial interns that resign after they are trained to seek opportunities elsewhere. This high turnover rate show case the need for staff retention and the challenges faced by isolated rural municipalities.

The table below indicates the turn-over rate over the last two years:

Financial year	Total no appointments at the end of each Financial Year	New appointments	No Terminations during the year	Turn-over Rate
2021/2022	86	33	26	30,23
2022/2023	87	12	5	5,75

3.8 SKILLS DEVELOPMENT

The employment equity guidelines form an integral part of planning for training as reflected in the Skills Development Act. The Municipality has developed a comprehensive Workplace Skills Development Plan in line with the said Act. The Municipality are registered with the Local Government Sector Education and Training Authority (LGSETA) and skills development initiatives relating to the municipal core services have been carried out at all levels of employment.

The figure below provides an overview of the total planned training beneficiaries for the period 1 April 2023 to 31 March 2024:

Total Planned Training Beneficiaries								
LGSETA Strategic Focus Area	Municipal Key Performance Area	Main IDP Priority Linked to Key Performance Area	Female - Employed	Male - Employed	Total	Female - Unemployed	Male - Unemployed	Total
Enhancing Good Governance, Leadership and Management Capabilities	Good Governance and the linking of democracy	To enhance participatory democracy	17	20	37	0	0	0
Promoting Sound Financial Management & Financial Viability	Municipal Financial Viability and Management	To maintain financial viability & sustainability through prudent expenditure, and sound financial systems.	19	18	37	0	0	0
Enhancing Infrastructure and Service Delivery	Basic Service Delivery and Infrastructure Development	To promote sustainable integrated development through social and spatial integration that eradicates the apartheid legacy.	6	52	58	0	0	0
Enhancing Municipal Planning	Municipal Transformation and Institutional Development	To commit to the continues improvement of human skills and resources to delivery effective services.	0	1	1	0	0	0
Promoting Spatial Transformation and Inclusion	Sustainable Local Economic Development	To stimulate, strengthen and improve the economy for sustainable growth.	0	0	0	0	0	0
Totals			42	91	133	0	0	0

The figure below provides an overview of the Total Actual Adult Education and Training beneficiaries to be trained from 30 April 2023:

Total Actual Adult Education and Training beneficiaries to be trained										
AET Level	Female LGSETA funded - Employed	Female Other funded - Employed	Male LGSETA funded - Employed	Male Other funded - Employed	Total	Female LGSETA funded - Unemployed	Female Other funded - Unemployed	Male LGSETA funded - Unemployed	Male Other funded - Unemployed	Total
AET Level 1					0					0
AET Level 2					0					0
AET Level 3					0					0
AET Level 4					0					0
National Senior Certificate	1	0	3	0	4	0	0	0	0	0
Totals	1	0	3	0	4	0	0	0	0	0

Total Planned Workplace Training systems beneficiaries from 30 April 2023:

Total Planned Workplace Training systems beneficiaries					
Type	Female Beneficiaries	Male Beneficiaries	Total	Total number of training interventions	Total number of training interventions funded by LGSETA
Skills Development Facilitator	1	0	1	1	1
Local Labour Forum	0	6	6	1	1
Training Committee	1	6	7	1	1
Totals	2	12	14	3	3

3.9 MUNICIPAL POLICIES

The municipality has the following policies, service delivery improvement plans and systems to support the workforce in delivering on the strategic objectives and to promote institutional viability and cohesion:

NAME OF POLICY, PLAN, SYSTEM	STATUS	RESPONSIBLE DIRECTORATE
Delegation of powers	To be reviewed	Corporate Services
Performance policy framework	Framework to be reviewed annually	Corporate Services
Employment equity policy	To be reviewed	Corporate Services
Organisational structure	Approved	Corporate Services
Staffing policies	To be reviewed	Corporate Services
Employee assistance programme policy	To be reviewed	Corporate Services
HIV/ AIDS policy	To be reviewed	Corporate Services
Youth, gender and disability policy	To be reviewed	Corporate Services
Overtime policy	Adopted	Corporate Services
Acting allowances	Adopted	Corporate Services
Cellular telephone policy	To be reviewed	Corporate Services
Leave and long leave service bonus	To be reviewed	Corporate Services
Language policy	Adopted	Corporate Services
Housing allowance/ subsidy policy	To be reviewed	Corporate Services
Scarce skills policy	Adopted	Corporate Services
Work place skills plan	Reviewed annually	Corporate Services
Protecting clothing policy	Need to be drafted	Corporate Services
Recruitment and selection policy	Approved	Corporate Services
Travelling and substance policy	Approved and in process of being implemented	Corporate Services
Internship and experiential policy	To be reviewed	Corporate Services

NAME OF POLICY, PLAN, SYSTEM	STATUS	RESPONSIBLE DIRECTORATE
Staff and external bursary policies	Approved	Corporate Services
Occupational health and safety plan	To be reviewed	Corporate Services
Long term financial plan	To be reviewed	Financial Services
Indigent policy	To be reviewed with budget documents	Financial Services
Information technology policies	Need to be drafted	Financial Services
Credit control policy	To be reviewed with budget documents	Financial Services
Asset register	To be reviewed with budget documents	Financial Services
Financial delegations	To be reviewed with budget documents	Financial Services
Procurement policy	To be reviewed with budget documents	Financial Services
Disaster management and contingency plans	To be reviewed annually	Strategic Services
Risk management policy and strategy	Adopted and needs to be reviewed annually	Corporate Services
Audit committee charter	Adopted – to be reviewed annually	Corporate Services
Customer care strategy	To be reviewed	Corporate Services
Marketing plan	Plan to be drafted	Corporate Services
Communication plan and website	Drafted and implemented	Corporate Services
SYSTEMS		
Human Resource Management system	No funding	Corporate Services
Financial management system	Approved	Financial Services
Performance management and related systems	Procured	Corporate Services
Risk management system	Approved	Corporate Services

NAME OF POLICY, PLAN, SYSTEM	STATUS	RESPONSIBLE DIRECTORATE
Document management and process flow system	Implemented	Corporate Services
Electronic management system	To be implemented	Corporate Services

It is Council's intention to develop a schedule of all policies and by-laws that will indicate a rotation plan for reviewing all policies and by-laws. This process will assist the municipality to be developmental and innovative in fulfilling its constitutional mandate. The systems are continuously updated to ensure that it supports the administration. The municipality is currently in process to review the IT platform and the integration of IT systems.

SERVICE CHARTER

The Municipality adopted a Client Service Charter stipulating the agreed service standards and procedures that govern service delivery to their community. According to this service charter the following service standards were agreed upon with the community:

COMMUNICATION		
SERVICE	RESPONSE STANDARD	
	Residential	Commercial/Industrial
Answer your telephone call	90% within 4 rings	90% within 5 rings
Return your call	1 day	1 day
Acknowledge all correspondence telephone calls/faxes/emails and other communication.	Within 24 hours – depending on availability	Within 24 hours
Reply to all correspondence received in writing	7-10 days	7-10 days
Reply to all correspondence in writing if a detailed reply is required that may take additional time to research	7 - 10 days	7 -10days
Notify you as soon as practical if there is a delay in our service commitment	Within 7 day after commitment date	Within 7 day after commitment date
Provide afterhours service for Emergency.	100%	100%

COMMUNICATION		
SERVICE	RESPONSE STANDARD	
	Residential	Commercial/Industrial
Endeavour to refer you to an appropriate service provider if Council cannot provide the service you require	1 hour	2 hour

REVENUE ADMINISTRATION		
SERVICE	RESPONSE STANDARD	
	Residential	Commercial/Industrial
Adjustment of misallocated Receipt	1 hour	1 hour
Adjustment of duplicated payment	1 hour	1 hour
Capturing of manual receipt	1 day	1 days
Queuing time at pay points	10 minutes	10 minutes

CONSUMER SERVICE: WATER SERVICES		
SERVICE	RESPONSE STANDARD	
	Residential	Commercial/Industrial
Capture of new application forms into system	7 days	7 days
Capture of allocation of service into system	10 minutes	10 minutes
Capture of terminated accounts into system	10 minutes	10 minutes
Customer details amendment	5 minutes	5 minutes
Revenue refunds	14 days	14 days
Debit / Credit adjustments	14 days	14 days
Sewer connection investigation	1 day	1 day
Request for final bill estimate	2 days	5 days
Communication of unplanned service interruptions	Not possible as burst pipes are unplanned - no notice. Communication through, Facebook and loud hailing	Not possible as burst pipes are unplanned - no notice. Communication through, Facebook and loud hailing

CONSUMER SERVICE: WATER SERVICES		
SERVICE	RESPONSE STANDARD	
	Residential	Commercial/Industrial
Communication of planned service interruptions	At least 48 hrs.	At least 48 hrs.
Water connection after payment	Within 7 days	Within 7 days
Water connection after payment but client is not ready for connection	Within 7 days	Within 7 days

WATER METER ADMINISTRATION		
SERVICE	RESPONSE STANDARD	
	Residential	Commercial/Industrial
Voluntary Disconnection	As per customer requested date	As per customer requested date
Reconnection	As per customer requested date	As per customer requested date
Customer queries on meter reading	3 days	5 days
Application forms process time	7 days	7 days
Meter reading cycle	30 days	30 days
Bulk meter processing	Same day	Same day
Damaged meter processing	1day	1 day
No meter processing	1day	1 day
Buried meter processing	1day	1 day

CREDIT CONTROL: WATER SERVICES		
SERVICE	RESPONSE STANDARD	
	Residential	Commercial/Industrial
Reconnection after disconnection for non-payment	24 hrs.	48 hrs.
Disconnection	24hrs.	24 hrs.

WATER SERVICES - OPERATIONS

SERVICE	RESPONSE STANDARD			
	Residential		Commercial/Industrial	
	Working hrs.	After hours	Working hrs.	After hours
Respond to leaks, overflows on pipes	First level response in 1 hr.	2hrs	First level response in 1hr	2hrs
Respond to leak repair fittings (water meter, valves ...)	Within 24 hrs.	24 hrs.	Within 24 hrs.	24 hrs.
Respond to Burst causing extensive flooding	1 hour	1 hr.	1 hour	1 hr.
Respond to Burst causing seepage into road or verge	1 hour	2 hrs.	1 hour	2 hrs.
Respond to Water meter device repair	Within 24 hrs.	24 hrs.	Within 12 hrs.	24 hrs.
Low pressure complaint	24HRS	2 days	24HRS	2 days
Respond to No water complaint	2 hrs.	2 hrs.	2 hrs.	2 hrs.
Respond to Dirty water complaint	1 hr.	2 hrs.	2 hours	2hrs
Respond to Quality of water complaint	1 hr.	2 hrs.	2 hours	2 hrs.
Respond to sewage overflows	1 hr.	1 hr.	1 hour	1hour
Missing manhole covers	72 hrs.	72 hrs.	72 hrs.	72 hrs.
Plumbing Inspections	Within 48 hrs.	48 hrs.	Within 48 hrs.	48 hrs.
Drainage/Storm water inspection	3 days	3 days	1 day	5 days
Respond to drainage Emergencies	3-24hrs.	3 hrs.	3 hrs.	3 hrs.
Missing meter covers	48 hrs.	48 hrs.	48 hrs.	48 hrs.
Respond to seepage/drainage problems	48-72 hrs.	48 hrs.	48 hrs.	48 hrs.
Respond to Reports on odors from wastewater treatment plants	24 hours	4 hrs.	4 hours	4 hrs.
Vandalized standpipes	1 hr.	1 hr.	1 hr.	1 hr.
Treatment of odors from our wastewater treatment plant	2 days	2 days	2 days	2 days

ELECTRO-TECHNICAL SERVICES		
SERVICE	RESIDENTIAL	COMMERCIAL
Repair unforeseen power outages (electrical faults, malfunctioning equipment, etc.)	<ul style="list-style-type: none"> - 30% of cases within 2 hours - 60% of cases within 3,5 hours - 90% of cases within 8 hours - 100% of cases within 24 hours 	<ul style="list-style-type: none"> - 30% of cases within 2 hours - 60% of cases within 3,5 hours - 90% of cases within 8 hours - 100% of cases within 24 hours
Scheduled power outages (for upgrading, maintenance):	<ul style="list-style-type: none"> - Maximum of three (3) planned and six (6) forced outages per year, limited to a total of twelve (12) hours per outage. - The municipality endeavours to give at least 14 days' notice of scheduled power outages by means of notice boards, advertisements, SMS, twitter, and the municipality's website. 	<ul style="list-style-type: none"> - Maximum of three (3) planned and six (6) forced outages per year, limited to a total of twelve (12) hours per outage. - The municipality endeavours to give at least 14 days' notice of scheduled power outages by means of notice boards, advertisements, SMS, twitter, and the municipality's website.
Electrical new connections, reconnections, upgrades and changes	<ul style="list-style-type: none"> - Standard reconnections – two (2) days. - Provision of standard connections – within fourteen (14) days after payment and if the building is ready and the necessary documentation is completed (e.g., Electrical commencement 	<ul style="list-style-type: none"> - Standard reconnections – two (2) days. - Provision of standard connections – within fourteen (14) days after payment and if the building is ready and the necessary documentation is completed (e.g., Electrical

ELECTRO-TECHNICAL SERVICES		
SERVICE	RESIDENTIAL	COMMERCIAL
	Form, COC has been submitted). - Provision of non-standard connections: - Quotation basis of twenty-one (21) days, negotiable subject to delivery times of equipment from suppliers to municipality	commencement Form, COC has been submitted). - Provision of non-standard connections: - Quotation basis of twenty-one (21) days, negotiable subject to delivery times of equipment from suppliers to municipality
Reports of faulty street lighting, area, building and sports field lighting	- 95% of cases within seven (7) days. - 100% of cases within ten (10) days. - Faulty street lighting will only be attended to after hours if the area affected is relatively large.	- 95% of cases within seven (7) days. - 100% of cases within ten (10) days. - Faulty street lighting will only be attended to after hours if the area affected is relatively large.
Repair of high masts	2 days	2 days

ROADS & STORM WATER SERVICES		
SERVICE	RESIDENTIAL	COMMERCIAL
Repair of potholes in streets	60-180 days	60-180 days
Grading of gravel streets	365 days	365 days
Maintenance of storm water lines	180 days cycle	180 days cycle
Maintenance of catch pits	180 days cycle	180 days cycle
Open channel maintenance (per 100m length)	180 days cycle	180 days cycle
Re-gravel of walkways (per 200m length)	180 days cycle	180 days cycle

TRANSPARENCY AND GOOD GOVERNANCE

Council is committed to good governance through sound administration, accountability and transformation. Good Governance in local government has several elements that include the rule of law, transparency, responsiveness, consensus orientation, equity and inclusiveness, effectiveness and efficiency, accountability and public participation.

Prince Albert Municipality has done much to ensure good governance and are very proud of the progress made to date, but there is always room for improvement. The audit opinion regressed from a clean audit to an unqualified audit opinion for the 2020/21 financial year.

Prince Albert Municipality at its most basic level strives to:

1. Put people and their concerns first and ensure constant contact with communities through effective public participation platforms. The basic measures to be monitored include:
 - Regular ward report backs by councillors
 - Clear engagement platforms with civil society
 - Transparent, responsive and accountable
 - Regular feedback on petitions and complaints
 - The regularity of community satisfaction surveys carried out.
2. Create conditions for decent living by consistently delivering municipal services to the right quality and standard. This includes planning for and delivery of infrastructure and amenities, maintenance and upkeep, including the budgeting to do this. Ensure no failures in services and where there are, restore with urgency. Municipalities are expected to perform the following basic activities, and the performance indicators will measure the ability of our municipalities to do so:
 - Develop fundable consolidated infrastructure plans.
 - Ensure Infrastructure development maintenance and reduce losses.
 - Ensure the provision of free basic services and the maintenance of indigent registerNational and Provincial Rapid Response and technical teams will be established and strengthened and service delivery interruptions will be monitored at a national level.
3. Be well governed and demonstrating good governance and administration - cutting wastage, spending public funds prudently, hiring competent staff, ensuring transparency and accountability. Municipalities will be constantly monitored and evaluated on the following basics:

- Clear delineation of roles and responsibilities
 - Functional structures.
 - Transparency, accountability and community engagement
 - Proper system of delegation to ensure functional administration
 - The existence and efficiency of anti-corruption measures.
 - The extent to which there is compliance with legislation and the enforcement of by laws.
 - The rate of service delivery protests and approaches to address them.
4. Ensure sound financial management and accounting, and prudently manage resources so as to sustainably deliver services and bring development to communities. Performance against the following basic indicators will be constantly assessed:
- Proper record keeping and production of annual financial statements.
 - Credit control, internal controls and increased revenue base
 - Wasteful expenditure including monitoring overtime kept to a minimum.
 - Functional Supply Chain Management structures with appropriate oversight
 - The number disclaimers in the last three – five years.
 - Whether the budgets are cash backed.
5. Build and maintain sound institutional and administrative capabilities, administered and managed by dedicated and skilled personnel at all levels. The basic requirements to be monitored include:
- Competent and capable people and performance management.
 - Functional delegations.
 - Regular interactions between management and organised labour.
 - Shared scarce skills services at district level.
 - Realistic organograms aligned to municipal development strategy.
 - Implementable human resources development and management programmes.

3.10 RECORD MANAGEMENT

Sound records management is fundamental for good governance and effective and efficient administration. It forms the basis for formulating policy, managing resources and delivering services to the public. Records management also provides a basis for accountability and protecting the rights of individuals. To support continuing service delivery and provide the necessary accountability, governmental bodies, including municipalities, should create and maintain authentic, reliable and usable records. They should also ensure that the integrity of the records is protected for as long as they are required as evidence of business operations.

In terms of the Provincial Archives and Records Service of the Western Cape Act, 2005 (Act No.3 of 2005, as amended) it is the role of the Western Cape Archives and Record Service to promote efficient administration by means of sound records management. Records management is the process of ensuring the proper creation, maintenance, use and disposal of records throughout their life cycle to achieve efficient, transparent and accountable governance. It is therefore required of all governmental bodies at the Provincial level of government, all provincial administrations as well as local authorities to put in place a records management policy. The Prince Albert Municipality, as a local authority, is compelled to keep information resources to support its operations, as well as to fulfil legal and other obligations.

The Western Cape Archives and Records Service requires of governmental bodies, including Municipalities, to implement and maintain Integrated Document Management Systems that provide as a minimum the following records management functionality:

- managing a corporate file plan according to which records are filed,
- managing e-mail as records,
- managing web-sites as records,
- maintaining the relationship between records and files, and between file series and the file plan,
- identifying records that are due for disposal and managing the disposal process,
- associating the contextual and structural data within a document,
- constructing and managing audit trails,
- managing record version control,
- managing the integrity and reliability of records once they have been declared as such, and
- managing records in all formats in an integrated manner.

STATUTORY AND REGULATORY FRAMEWORK FOR RECORDS MANAGEMENT SERVICES

Sound records management exists within the same regulatory framework that requires and governs good governance, accountability and transparency. Efficient records management practices are imperative if the municipality wants to give effect to the provisions of the Acts mentioned below. The statutory and regulatory framework in which sound record management is founded is the following:

- (i) The Constitution of the Republic of South Africa, 1996. Section 195 of the Constitution provides amongst others for the:
 - effective, economical and efficient use of resources,
 - provision of timely, accessible and accurate information, and requires that the public administration must be accountable
- (ii) Provincial Archives and Records Service of the Western Cape Act, 2005 (Act No. 3 of 2005). The Act provides for a Western Cape Archives and Records Service for the Province of the Western Cape, the proper management and care of public records in the province, the preservation and use of a provincial archival heritage and matters connected therewith. Sections 5 to 9 of the Act provides for the powers of the Head of the Western Cape Archives and Records Service and the management of records by the provincial governmental bodies, municipalities included.
- (iii) Provincial Archives and Records Service of the Western Cape Regulations (P.N. 122/2006): These regulations further detail the management of public records by governmental bodies, including municipalities, in the province.
- (iv) National Archives and Records Service of South Africa Act (Act No 43 of 1996, as amended). Section 13 of the National Act contains specific provisions for efficient records management in governmental bodies. It provides for the National Archivist to—
 - determine which record keeping systems should be used by governmental bodies,
 - authorise the disposal of public records or their transfer into archival custody, and
 - determine the conditions according to which –
 - records may be microfilmed or electronically reproduced, and
 - electronic records systems should be managed.

- (v) National Archives and Records Service of South Africa Regulations (R1458/2002) Part V: Management of Records contains the specific parameters within which the governmental bodies should operate regarding the management of their records.
- (vi) The Public Finance Management Act (Act No 1 of 1999): The purpose of the Act is to regulate financial management in the public service and prevent corruption by ensuring that all governmental bodies manage their financial and other resources properly.
- (vii) The Municipal Finance Management Act (Act No 56 of 2003): The purpose of this Act is to secure sound and sustainable management of financial affairs of municipalities and to provide norms and control measures for sound financial management.
- (viii) The Promotion of Access to Information Act (Act No 2 of 2000): The purpose of the Act is to promote transparency, accountability and effective governance by empowering and educating the public to -
 - understand and exercise their rights,
 - understand the functions and operation of public bodies,
 - and effectively scrutinise, and participate in, decision-making by public bodies that affects their rights.
- (ix) The Promotion of Administrative Justice Act (Act No 3 of 2000): The purpose of the Act is to ensure that administrative actions are lawful, reasonable and fair and properly documented.
- (x) The Electronic Communications and Transactions Act (Act No 25 of 2002): The purpose of the Act is to legalise electronic communications and transactions.
- (xi) The e-Government Framework and the Provincial e-Strategy.

The Prince Albert Municipality developed a Records Management Policy in order to keep information resources to support its operations, as well as to fulfil legal and other obligations. The policy will be retained by the Records Manager of the Municipality and will be updated with such amending or additional instructions as are made available by the Western Cape Archive Services from time to time. The Records Manager of Prince Albert Municipality is tasked with the duty to ensure that the Municipality meets all the applicable legislation in terms of Records Management.

The Municipality utilises the Collaborator System which is a document management system to archive all records electronically.

3.11 INFORMATION AND COMMUNICATION TECHNOLOGY

The Municipality appointed an ICT Steering Committee existing out of:

OFFICIAL	DESIGNATION
Mr. D Willemse	Manager: Expenditure
Mr. D Plaatjies	Manager: Revenue Services
Mr. C Jafta	Manager: Community Services
Mr. Aldrick Hendricks	Acting Senior Manager: Operations

The ICT Steering Committee has an approved term of reference. The Municipality has adopted its ICT Governance Policy in April 2021.

The Municipality has no official ICT officer. ICT Help Desk support is provided on a Shared Service basis with the Central Karoo District Municipality. Ubertech is the service provider. With a limited budget available the purchasing of new equipment remains a challenge.

The following risks have been identified in respect of information and communication technology:

Risk type	Risk category	OUTPUT risk(s)		INPUT / RESOURCE	Risk area	Risk mitigating measures (short description)	Risk mitigating measures (detailed description)
		Risk at business level	FOR SORTING PURPOSES	risk(s)			
Internal	Information Technology	Loss of key data	Loss of key data	Data loss due to server hardware failure	Data	Hardware redundancy	Key systems are configured in a RAID 5 or higher setup to provide data storage redundancy.
			Loss of key data		Data	Detailed backup strategy	All key systems and file data is backed up via Bareos Backup solution which dumps backups to hard drives. Secondary backup drives for backup replication is in place but the secondary server room is not active yet.
Internal	Information Technology	Loss of key data	Loss of key data	Data loss due to backup hardware failure (tapes / tape drives)	Data	Replica to secondary drives	Secondary backup drives and backup server is in place but awaiting secondary server room before it can be activated.
Internal	Information Technology	Loss of key data	Loss of key data	Scheduled backups don't complete / complete successfully	Data	Monitoring of backup status and logs	Notifications are mailed to ICT vendor and Accountant: Expenditure for backup monitoring.
Internal	Information Technology	Unauthorised access to key systems and data	Unauthorised access to key systems and data	Unauthorised access to key data due to	Data	Formal user administration process	User administration is managed via the helpdesk. Formal processes are in draft.

Risk type	Risk category	OUTPUT risk(s)		INPUT / RESOURCE	Risk area	Risk mitigating measures (short description)	Risk mitigating measures (detailed description)
		Risk at business level	FOR SORTING PURPOSES	risk(s)			
				user administration failures			
Internal	Information Technology	Unauthorised access to key systems and data	Unauthorised access to key systems and data	Unauthorised access to key data due to network or perimeter security breaches	Data	Encrypted network communications	Network security - All communications via the municipal wireless network is encrypted.
			Unauthorised access to key systems and data		Data	Network protected by a firewall	Network security - All external communications pass through a Fortinet firewall. Additionally, all internet traffic passes through a proxy server running various filters to block unsafe websites.
			Unauthorised access to key systems and data		Data	Website hosted externally	Access to website does not affect internal security.

Risk type	Risk category	OUTPUT risk(s)		INPUT / RESOURCE	Risk area	Risk mitigating measures (short description)	Risk mitigating measures (detailed description)
		Risk at business level	FOR SORTING PURPOSES	risk(s)			
Internal	Information Technology	Unauthorised access to key systems and data	Unauthorised access to key systems and data	Inadequate security to the Finance building server room	Facilities	Building security and access controls	Building access and security controls to the server room: - a) Security cameras at building entrance and in server room - b) Security gate in front of server room door which is locked and key stored in a safe location - c) Biometric access control on magnetic locks connected to server room door. - d) Security system that logs biometric activity for server room door open/close events
			Unauthorised access to key systems and data		Facilities		Visitors to the server room are escorted
Internal	Information Technology	Interrupted access to key systems and data	Interrupted access to key systems and data	Unavailability due to power failures at the Finance building	Facilities	UPS backup power for server room	The server room power is drawn directly from the main building supply and not from sub-distribution boxes. Backup power is provided by

Risk type	Risk category	OUTPUT risk(s)		INPUT / RESOURCE	Risk area	Risk mitigating measures (short description)	Risk mitigating measures (detailed description)
		Risk at business level	FOR SORTING PURPOSES	risk(s)			
							a UPS located in the server room:
			Interrupted access to key systems and data		Facilities	Generator backup power for server room	In the event of a power failure, the municipal building is powered by a diesel generator. The generator control system is configured to automatically start in the event of a power failure. Maintenance and the supply of diesel to the generator falls within the responsibility of the Electricity department and not IT.
Internal	Information Technology	Interrupted access to key systems and data	Interrupted access to key systems and data	Unavailability due to fire damage	Facilities	Server room fire detection, alerting and suppression system	Currently none in place due to budgetary constraints
Internal	Information Technology	Interrupted access to key systems and data	Interrupted access to key systems and data	Unavailability due to destruction or damage to the finance server room	Facilities	Server room hardened to withstand physical damage	The server room is located on the lower ground floor in a secure, brick and mortar room. Access is controlled via single door with steel security gate. Window is

Risk type	Risk category	OUTPUT risk(s)		INPUT / RESOURCE	Risk area	Risk mitigating measures (short description)	Risk mitigating measures (detailed description)
		Risk at business level	FOR SORTING PURPOSES	risk(s)			
							protected by burglar bars and is closed with dry wall to block visibility from outside.
			Interrupted access to key systems and data		Facilities	Disaster recovery and business continuity plans in place	Draft policies are in place but not approved yet.
Internal	Information Technology	Interrupted access to key systems and data	Interrupted access to key systems and data	Unavailability due to moisture / water damage	Facilities	Server room water detection, alerting and suppression system	Not in place due to budgetary constraints.
Internal	Information Technology	Inappropriate technology utilised	Inappropriate technology utilised	Old or outdated end-user hardware	Hardware	End-user computing hardware replaced on a five year cycle.	End user computing devices (laptops and desktops) are financed on a 5 year cycle and are replaced at least every 5 years.
Internal	Information Technology	Inappropriate technology utilised	Inappropriate technology utilised	Old or outdated server / network hardware	Hardware	Server equipment is replaced on a 5 yearly cycle	Server equipment is generally replaced on a 5 year cycle. The replaced equipment is then utilised for fail-over and backup purposes.
			Inappropriate technology utilised		Hardware	Maintenance agreements with all major suppliers	Hardware maintenance agreements in place: - Servers: All servers are purchased with a 3 year on-site warranty

Risk type	Risk category	OUTPUT risk(s)		INPUT / RESOURCE	Risk area	Risk mitigating measures (short description)	Risk mitigating measures (detailed description)
		Risk at business level	FOR SORTING PURPOSES	risk(s)			
Internal	Information Technology	Interrupted access to key systems and data	Interrupted access to key systems and data	Unavailability due to server hardware failure	Hardware	Maintenance agreements with all major suppliers	Hardware maintenance agreements in place: - Servers: Servers are purchased with a 3 year, next-business-day, on-site warranty. - Technical Maintenance: Maintenance agreements are in place of technical maintenance and support. - Financial Systems: Support and maintenance agreements in place with all Payroll, Document Management and Financial Management system vendors.
			Interrupted access to key systems and data		Hardware	Server monitoring tools utilised	Zabbix system in place for server monitoring. GLPI helpdesk in place for asset monitoring.
Internal	Information Technology	Inappropriate technology utilised	Inappropriate technology utilised	Storage capacity constraints due to massive data growth	Hardware	Additional capacity being procured	Capacity is monitored at all times of all sites and servers. Capacity considerations are

Risk type	Risk category	OUTPUT risk(s)		INPUT / RESOURCE	Risk area	Risk mitigating measures (short description)	Risk mitigating measures (detailed description)
		Risk at business level	FOR SORTING PURPOSES	risk(s)			
							also factored in as part of the yearly budgeting process.
			Inappropriate technology utilised		Hardware	Server monitoring tools utilised	The Zabbix monitoring system monitors CPU, memory and disk space and availability
Internal	Information Technology	Interrupted access to key systems and data	Interrupted access to key systems and data	Poor service delivery by 3rd party suppliers	Hardware	Hardware maintenance agreements with all major IT suppliers	<p>Hardware maintenance agreements in place:</p> <ul style="list-style-type: none"> - Servers: Servers are purchased with a 3 year, next-business-day, on-site warranty. - Technical Maintenance: Maintenance agreements are in place of technical maintenance and support. - Financial Systems: Support and maintenance agreements in place with all Payroll, Document Management and Financial Management system vendors.

Risk type	Risk category	OUTPUT risk(s)		INPUT / RESOURCE risk(s)		Risk area	Risk mitigating measures (short description)	Risk mitigating measures (detailed description)
		Risk at business level	FOR SORTING PURPOSES	Risk at operational level				
			Interrupted access to key systems and data			Software	Service level agreements entered into	Software support agreements in place for all major business applications: <ul style="list-style-type: none"> - Infrastructure (Windows / Linux systems): Agreements in place with Uber Technologies - Collaborator: Agreement with Business Engineering. - Phoenix: Agreement with Vesta. - PayDay: Support included in agreement with PayDay
Internal	Information Technology	Inappropriate technology utilised	Inappropriate technology utilised	Fragmented IT hardware environment makes support difficult		Hardware	Standardised on Dell / Lenovo / HP / Ubiquity	Desktops / laptops - Laptops standardised on major multinational brands, Dell / HP / Lenovo. Desktops not standardised in order to allow for generic parts which is readily available. Servers - The production environment is dominated by Dell and Super Micro servers.

Risk type	Risk category	OUTPUT risk(s)		INPUT / RESOURCE	Risk area	Risk mitigating measures (short description)	Risk mitigating measures (detailed description)
		Risk at business level	FOR SORTING PURPOSES	risk(s)			
							<p>Network - The environment is standardised on Ubiquity networking equipment.</p> <p>Printing - The printing environment has mostly been standardised by replacing desktop printers with centralised printers supported under SLA from a single supplier.</p>
Internal	Information Technology	Unauthorised access to key systems and data	Unauthorised access to key systems and data	IT service provider have wide access to key data	People	N/A	All vendor SLA's have confidentiality clauses
Internal	Information Technology	Inappropriate technology utilised	Inappropriate technology utilised	Inadequate budget for capital expansion expenditure	People	Capital and operating spend is prioritised as part of the budgeting process	<p>As part of the yearly, formal capital and operational budgeting process, careful prioritisation of IT expenditure is done in order to ensure that money is spent on the right, highest risk areas.</p> <p>In addition, these priorities are</p>

Risk type	Risk category	OUTPUT risk(s)		INPUT / RESOURCE	Risk area	Risk mitigating measures (short description)	Risk mitigating measures (detailed description)
		Risk at business level	FOR SORTING PURPOSES	risk(s)			
							revised half-yearly as part of the interim budget process.
Internal	Information Technology	IT governance and strategic weaknesses	IT governance and strategic weaknesses	Lacking of approved formal IT policies and procedures	People	Draft Policies under review	Draft policies are being reviewed before approval by Council. Implementation is delayed due to time constraints.
Internal	Information Technology	Loss of key data	Loss of key data	Key data is vulnerable due to not being appropriately stored by end users	Data	All user files stored on backed up network drives	End users are required to keep all local files within the 'My Documents' directory or on shared drives which are backed up as part of the backup strategy. Data on memory sticks or stored on public email address are a violation of IT policies.
Internal	Information Technology	IT governance and strategic weaknesses	IT governance and strategic weaknesses	Inappropriate internet and email usage	People	Internet and email usage is logged and reviewed upon request	All municipal emails are archived and backed up. Internet usage is logged via the proxy. No active policing however currently takes place, activities are only historically reviewed and

Risk type	Risk category	OUTPUT risk(s)		INPUT / RESOURCE	Risk area	Risk mitigating measures (short description)	Risk mitigating measures (detailed description)
		Risk at business level	FOR SORTING PURPOSES	risk(s)			
							monitored upon request from management.
Internal	Information Technology	Interrupted access to key systems and data	Interrupted access to key systems and data	Virus, phishing and malware threats on desktops, laptops and servers (including removable media)	Software	Anti-virus software utilised	<p>Anti-virus / Anti-malware protection:</p> <ul style="list-style-type: none"> - EndPoint Security are run on both desktops and laptops, as well as all Windows servers. - Daily status reports are received via email. - Email alerts are received by the IT personnel relating to unresolved virus detections. <p>As part of the antivirus configuration:</p> <ul style="list-style-type: none"> - AutoRun is blocked is for all inserted media. - EndPoint Security is configured to automatically scan any devices attached to the systems.

Risk type	Risk category	OUTPUT risk(s)		INPUT / RESOURCE	Risk area	Risk mitigating measures (short description)	Risk mitigating measures (detailed description)
		Risk at business level	FOR SORTING PURPOSES	risk(s)			
Internal	Information Technology	Interrupted access to key systems and data	Interrupted access to key systems and data	Virus, phishing and malware threats originating from emails	Software	E-mail filters and anti-virus scans	Threats originating from emails: - Zimbra has built in anti-virus and spam protection
Internal	Information Technology	Interrupted access to key systems and data	Interrupted access to key systems and data	Virus, phishing and malware threats originating from the internet	Software	Firewall in place to block access to internal infrastructure	Software firewall in place to block access to internal infrastructure
			Interrupted access to key systems and data		Software	Websites hosted externally	Websites hosted externally to limit access to local network in the event of a compromise
Internal	Information Technology	Interrupted access to key systems and data	Interrupted access to key systems and data	Virus, phishing and malware threats due to unpatched machines	Software	Automatic Microsoft updates	Threats due to unpatched environments: - All Windows environments are automatically updated to the latest patch version via the Windows Server Update Services. - Linux (Ubuntu) environments are kept on the latest Long Term Support (LTS) releases.
Internal	Information Technology	Change Management weaknesses	Change Management weaknesses	Sufficient development and test environments not	Software	Financial system UAT system in place	UAT system in place for testing

Risk type	Risk category	OUTPUT risk(s)		INPUT / RESOURCE	Risk area	Risk mitigating measures (short description)	Risk mitigating measures (detailed description)
		Risk at business level	FOR SORTING PURPOSES	risk(s)			
				available for all systems			
Internal	Information Technology	Change Management weaknesses	Change Management weaknesses	Inappropriate change control procedures or change control procedures not followed	Software	Changes to key systems are performed by 3rd parties	<p>All key systems are supported by 3rd parties that make changes to the production environment without a formal, rigorous change management process:</p> <ul style="list-style-type: none"> - Vesta in managed by change management request forms and approved prior and post implementation. All changes applied to UAT first for testing and then to the live environment. - PayDay updates are applied on requests to the ICT service provider via the ICT helpdesk for minor updates and formal and approved requests to PayDay for major updates.

Risk type	Risk category	OUTPUT risk(s)		INPUT / RESOURCE risk(s)		Risk area	Risk mitigating measures (short description)	Risk mitigating measures (detailed description)	
		Risk at business level	FOR SORTING PURPOSES	Risk at operational level					
Internal	Information Technology	Current technology inappropriately utilised	Current technology inappropriately utilised	IT resources inappropriately utilised due to a lack of training and/or computer literacy	People	Basic computer literacy assessed	Departmental heads, with the assistance of HR is responsible for sending users on basic computer literacy training as and when deemed necessary.		
			Current technology inappropriately utilised				People	Specific application training provided on the job or by vendor	Limited application training is provided: - All new Collaborator users receive training on the system from the vendor (Business Engineering). - All Phoenix training is done in-house on the job. Limited system manuals and documentation is also available to users.
			Current technology inappropriately utilised				People	Access to install non-approved software restricted	Local Administrator access is restricted to a limited number of PCs to prevent the installation of unauthorised software on desktops / laptops.

Risk type	Risk category	OUTPUT risk(s)		INPUT / RESOURCE	Risk area	Risk mitigating measures (short description)	Risk mitigating measures (detailed description)
		Risk at business level	FOR SORTING PURPOSES	risk(s)			
Internal	Information Technology	IT governance and strategic weaknesses	IT governance and strategic weaknesses	IT not involved in the procurement decisions of all IT resources leading to integration issues	Software	N/A	Finance department handles all ICT procurements in consultation with ICT service provider.
Internal	Information Technology	Inappropriate technology utilised	Inappropriate technology utilised	Old or outdated end-user software in use	Software	N/A	Windows and Office upgraded when required
Internal	Information Technology	Inappropriate technology utilised	Inappropriate technology utilised	Old or outdated business applications (applications more pervasive than end-user software) in use	Software	N/A	N/A
Internal	Information Technology	Inappropriate technology utilised	Inappropriate technology utilised	Old or outdated server software in use	Software	In process to procure new software	In process to obtain funding for procuring new software
Internal	Information Technology	IT governance and strategic weaknesses	IT governance and strategic weaknesses	Lack of IT Strategy in support of the strategic vision of the Municipality	Strategic		To be discussed by Executive Management

3.12 RISK MANAGEMENT

Section 62 (1)(c)(i) and 95 (c)(i) of the Municipal Finance Management Act, No. 56 of 2003, states that: *“the accounting officer of a municipality is responsible for managing the financial administration of the municipality, and must for this purpose take all reasonable steps to ensure- that the municipality has and maintains effective, efficient and transparent systems – of financial and risk management and internal control;”*

Prince Albert has no dedicated official for risk management. The function is currently performed by the Municipal Manager with the assistance of the audit committee.

According to National Treasury’s Public Sector Risk Management Framework the definition of risk is an: *“... unwanted outcome, actual or potential, to the Institution’s service delivery and other performance objectives, caused by the presence of risk factor(s),”*

Risk Manifest as negative impacts on goals and objectives or as missed opportunities to enhance performance. Stakeholders expect the municipality to anticipate and manage risks in order to eliminate waste, inefficiencies, reduce unplanned events / crises and to continuously improve capacity for delivering on their mandates / commitments as depicted in the IDP.

The table below reflects the Risk Committee:

MEMBER	CAPACITY	DEPARTMENT
A Hendricks	Chairperson	Municipal Manager
PW Erasmus	Member / Champion	Finance
Vacant	Member/ Champion	Corporate and Community Services
A Badenhorst	Member/ Champion	Internal Audit
A Dippenaar	Audit Committee Chair	Audit Committee

PROBLEM STATEMENT

Having to create a culture of Enterprise-wide Risk Management:

- in terms of awareness and effective application thereof;
- at all levels of functionality and responsibility;
- at each municipality within the district; and
- in order to achieve and maintain a leading risk maturity and promote a sustainable risk profile.

STRATEGIC RISKS

- The risk of financial sustainability for the immediate and longer term – Being addressed through the development of a long-term financial strategy.
- Capital funding for projects decreasing, leading to increase in external funding required Included in the long-term financial strategy.
- Replacing old dilapidated infrastructure network – MIG funding applications submitted

OPERATIONAL RISKS

- Lack of division of functions in employment corps – internal audit program to include spot checks
- Flat organisational structure with limited capacity – develop smarter ways to work.
- Poor record keeping – implementation of electronic record system
- Loss of key data – Off site backup facility needed
- Outdated land use register – new register to be compiled.
- Ageing infrastructure – business plan to be submitted via MIG and partnerships
- Retaining qualified professional staff – appoint key staff members

3.13 ANTI-CORRUPTION AND ANTI-FRAUD

Section 83(c) of the Municipal Systems Act refers to the implementation of effective bidding structures to minimize the possibility of fraud and corruption and the Municipal Finance Management Act (MFMA), section 112(1) (m)(i) identify supply chain measures to be enforced to combat fraud and corruption, favouritism and unfair and irregular practices. Section 115(1) of the MFMA states that the accounting officer must take steps to ensure mechanisms and separation of duties in a supply chain management system to minimize the likelihood of corruption and fraud.

TOP TEN RISK IDENTIFIED

The table below provides an overview of the Top Ten High Level Risks which the Prince Albert Municipality is currently faced with:

No	Risk	Directorate	Impact	Likelihood	Priority2	Control Effectiveness (for risks within Municipality's control)	Residual Risk	Ability to Control Risk	Responsible Person	Existing Controls in Place	Control Weaknesses	Corrective actions necessary
1	- Existing landfill site in PA expire within six months: rehabilitation required	Infrastructure	10	10	100	0,2	80	Medium	MM Tech Manager	1. Waste Audit Action plan compiled 2. Waste Management Official appointed. 3. Engagements with Dept of Environmental Affairs	1. Lack of funding and equipment to properly manage the landfill site. 2. Poor access control	1. Waste Management Action Plan to be implemented. 2. Landfill Committee to be established. 3. Waste deferral plan to be compiled. 4. IWMP to be reviewed. 5. Access Control to be improved.

No	Risk	Directorate	Impact	Likelihood	Priority2	Control Effectiveness (for risks within Municipality's control)	Residual Risk	Ability to Control Risk	Responsible Person	Existing Controls in Place	Control Weaknesses	Corrective actions necessary
2	- New regional landfill site to be established	Infrastructure	10	10	100	0,2	80	Medium	MM Tech Manager	1. Proposed regional landfill site investigated by Central Karoo District Municipality and monitored via DCF Forum	Approval time for new regional landfill sites can be up to 10 to 15 years.	1. Improved oversight via the DCF 2. Engagements with Dept of Environmental Affairs on options. 3. Monitoring landfill site conditions and progress via Landfill Committees and regional environmental forum of Central Karoo District

No	Risk	Directorate	Impact	Likelihood	Priority2	Control Effectiveness (for risks within Municipality's control)	Residual Risk	Ability to Control Risk	Responsible Person	Existing Controls in Place	Control Weaknesses	Corrective actions necessary
3	Ageing and overstretched infrastructure resulting in disrupted service delivery	Strategic	9	9	81	0,2	64,8	Medium	MM Tech Manager	Complaint system is used to identify short comings in service delivery and maintenance plans. Existing maintenance work schedules are implemented, but are mostly reactive.	Lack of Asset Maintenance plans and limited budget	<ol style="list-style-type: none"> 1. Development of proactive Asset Maintenance plans 2. Increase funding to maintenance budget 3. Develop business plans where appropriate to replace old, disruption-prone infrastructure 4. Development

No	Risk	Directorate	Impact	Likelihood	Priority2	Control Effectiveness (for risks within Municipality's control)	Residual Risk	Ability to Control Risk	Responsible Person	Existing Controls in Place	Control Weaknesses	Corrective actions necessary
												of proactive SOP's 5. Engagements with MISA
4	Non-compliance to existing land fill site licencing conditions	Infrastructure	9	9	81	0,2	64,8	Medium	MM and Technical Manager	<ul style="list-style-type: none"> 1. Waste Audits undertaken on provincial and regional level 2. EPWP workers appointed for access control. 3. Waste management action plan drafted 4. Waste Official appointed 	<ul style="list-style-type: none"> 1. No Landfill Site Oversight committee; 2. Lack of funding and machinery for implementing required interventions. 3. Access control poor 4. Poor reporting 5. Outdated IWMP 	<ul style="list-style-type: none"> 1.Appoint Access Control personnel 2.Budget for compaction and site clearance and operations monthly 3. Drill borehole for testing of ground water pollution 4. Get further weighbridge

No	Risk	Directorate	Impact	Likelihood	Priority2	Control Effectiveness (for risks within Municipality's control)	Residual Risk	Ability to Control Risk	Responsible Person	Existing Controls in Place	Control Weaknesses	Corrective actions necessary
												equipment and undertake waste classification and reporting for all sites. 5. Establish Landfill Oversight committees 6. Update IWMP
5	Water service disruptions	Infrastructure	9	9	81	0,2	64,8	Medium	Technical Manager	Service charter adopted and staff trained on set standards; complaint system implemented	1. Service area is wide, 2. Insufficient staff capacity; system is old and there are no service line maps	1. Map network 2. Develop maintenance SOP's 3. Replace old reticulation network systematically

No	Risk	Directorate	Impact	Likelihood	Priority2	Control Effectiveness (for risks within Municipality's control)	Residual Risk	Ability to Control Risk	Responsible Person	Existing Controls in Place	Control Weaknesses	Corrective actions necessary
6	Impact of drought on service delivery and local economy	Municipal Manager	9	9	81	0,2	64,8	Medium	Municipal manager	Water demand plan adopted and provincial technical staff provided in house training and oversight.	Telemetric system is down and needs to be re-installed to improve monitoring and lack of SOP's	Draft Technical Report for the building of an off-site dam 2. Install telemetry. 3. Raise awareness on water demand and promote water wise business initiatives; 4. Identify new water resources; improve monitoring and early warning on water availability.

No	Risk	Directorate	Impact	Likelihood	Priority2	Control Effectiveness (for risks within Municipality's control)	Residual Risk	Ability to Control Risk	Responsible Person	Existing Controls in Place	Control Weaknesses	Corrective actions necessary
7	Limited local economic development opportunities	Dev & Strategic	9	9	81	0,2	64,8	Medium	Municipal manager	Planning by-laws	Private Sector driven; outdated SDF and zoning schemes	<ol style="list-style-type: none"> 1. Draft Economic Strategy, 2. Use strategy to underpin the IDP and integrated land use management initiatives and plans 3. promote and incentivize inclusive business activities 4. Investigate catalytic projects 5. Participate in economic

No	Risk	Directorate	Impact	Likelihood	Priority2	Control Effectiveness (for risks within Municipality's control)	Residual Risk	Ability to Control Risk	Responsible Person	Existing Controls in Place	Control Weaknesses	Corrective actions necessary
												and growth forums; 6. ensure stable and high-quality service delivery. 7. Stimulate and support 2nd economy
8	Limited personnel structure on middle management level resulting in over dependency on key personnel	All	9	9	81	0,2	64,8	Medium	Managers	Annual vacant critical positions filling as per available funding. Job descriptions have been updated.	1. Limited budget available to appoint middle management	1.Review organogram and JD's to ensure optimum alignment with Strategic Objectives within the limited budget available.

No	Risk	Directorate	Impact	Likelihood	Priority2	Control Effectiveness (for risks within Municipality's control)	Residual Risk	Ability to Control Risk	Responsible Person	Existing Controls in Place	Control Weaknesses	Corrective actions necessary
												2. Optimum utilisation of intern programmes. 3. Optimum use of candidate programmes and sharing of expertise with other municipalities or entities such as MISA 4. Development of operational SOP's

No	Risk	Directorate	Impact	Likelihood	Priority2	Control Effectiveness (for risks within Municipality's control)	Residual Risk	Ability to Control Risk	Responsible Person	Existing Controls in Place	Control Weaknesses	Corrective actions necessary
9	Inadequate and costly sewerage and sanitation services due to fact that not all systems area connected (conservancy and septic tank systems)	Infrastructure	9	9	81	0,2	64,8	Medium	Technical	Sewerage suction work schedule	<ol style="list-style-type: none"> 1. Fleet old and cannot keep up with services 2. Septic tank service subsidised by the poorest of the poor. 3. Septic tanks pollute underground water where there is leakage 4. High expenditure on overtime of septic tank service 	Business plan to connect tanks to sanitation network

No	Risk	Directorate	Impact	Likelihood	Priority2	Control Effectiveness (for risks within Municipality's control)	Residual Risk	Ability to Control Risk	Responsible Person	Existing Controls in Place	Control Weaknesses	Corrective actions necessary
10	Limited suppliers within Prince Albert region results in excessive deviations	Financial	8	9	72	0,2	57,6	Medium	CFO	1. Centralised Supply chain management. 2. SCD also used to limit deviations.	Small SCM unit. Limited segregation of duties	1. Registering of local contractors and service providers. 2. Workshops with possible contractors and service providers. 3. Improved project and procurement planning. 4. Facilitate training workshop with suppliers and internal staff on procurement processes.

3.13.1 RISK MANAGEMENT AND ANTI-FRAUD AND CORRUPTION STRATEGIES

The Prince Albert Municipality has developed the following development strategies to assist in the management of risk and anti-fraud and corruption in the organisation:

STRATEGY	DEVELOPED	DATE ADOPTED/REVIEWED
Anti-corruption and Fraud Prevention strategy and Implementation plan	Yes	Reviewed annually
Risk Management Policy	Yes	Reviewed annually
Risk Management Strategy and Implementation Plan	Yes	Reviewed annually

3.14 AUDIT COMMITTEE

Section 166 (1) of “the MFMA” requires of each municipality and each municipal entity to establish and appoint an audit committee. An audit committee is defined as “an independent advisory body” which must advise the municipal council, the political office-bearers, the accounting officer and the management staff of the municipality, or the board of directors, the accounting officer and the management staff of the municipal entity.

Section 166 of “the MFMA” places a responsibility on the Audit Committee to fulfil their role in the matters listed below:

- (i) internal financial control and internal audits;
- (ii) risk management;
- (iii) accounting policies;
- (iv) the adequacy, reliability and accuracy of financial reporting and information;
- (v) performance management;
- (vi) effective governance;
- (vii) compliance with this Act, the annual Division of Revenue Act and any other applicable legislation;
- (viii) performance evaluation; and
- (ix) any other issues referred to it by the municipality or municipal entity;

- (x) review the annual financial statements to provide the council of the municipality or, in the case of a municipal entity, the council of the parent municipality and the board of directors of the entity, with an authoritative and credible view of the financial position of the municipality or municipal entity, its efficiency and effectiveness and its overall level of compliance with this Act, the annual Division of Revenue Act and any other applicable legislation;
- (xi) respond to the council on any issues raised by the Auditor-General in the audit report;
- (xii) carry out such investigations into the financial affairs of the municipality or municipal entity as the council of the municipality, or in the case of a municipal entity, the council of the parent municipality or the board of directors of the entity, may request; and
- (xiii) perform such other functions as may be prescribed.

In order for the Audit Committee to fulfil their role in an effective manner, they must have unrestricted access to the financial records and other relevant information of the municipality or municipal entity.

The Prince Albert Municipality has an Audit Committee which also performs the function of the Performance Audit Committee.

The table below provides the representatives within the Audit Committee and their respective capacity:

NAME OF REPRESENTATIVE	CAPACITY
A Dippenaar	Chairperson
G Jacobs	Member
S Nqwevu	Member
A Badenhorst	Internal Auditor

3.15 INTERNAL AUDIT

The Prince Albert Municipality outsource its Internal Audit function to Moore Consulting, Southern Cape Region. The firm is appointed on a three-year contract ending 30 June 2024. The Municipality has embarked on the necessary Supply Chain Management processes for the appointment of a service provider once the contract expires with the consulting Firm, Moore.

The goal of internal audit within an organisation is to ensure that internal controls are effective and that resources are optimally utilised to ensure achievement of strategic objectives in a timely manner.

With no audit unit/official within the organisation, which is crucial for the assurance that Prince Alberts risks are properly monitored and mitigated to ensure all compliance requirement are met. The lack of support from other department dampens the internal audit to effectively and efficiently perform their activities to ensure the achievement of strategic goals as set out in the IDP.

Currently the primary risks of the internal audit unit are the absence of a dedicated official within the organisation. In addition, the buy in from the other department to integrate internal audit's functionality within their culture of thinking and using them as a tool, instead of being seen as a "police officer". Internal audit's goal is adding value to the organisation.

MUNICIPAL INTERNAL AUDIT STRATEGIC PLAN

The Internal Audit plan is based on the risks and operations of the Municipality. Internal Audit will endeavour to perform our activities in terms of the International Standards for Professional Practise of Internal Auditing (ISPPIA) and the Code of Ethics set out by the Institute of Internal Auditors (IIA) and any other relevant professional body. The scope of the internal audit work will be agreed on an annual basis, with Management and the Committee.

In accordance with the terms of reference and Internal Audit Charter approved by the Performance & Audit Committee (Committee), Internal Audit must prepare, in consultation with and approval by the Committee:

- A three-year rolling plan based on the risk assessment process, having regard to its current operations, business plans and the risk management strategy; and
- An annual internal audit operational plan.

The approach is to formulate a risk-based plan based on the results of the municipal risk assessment which aligns the priorities of the internal audit activity with the objectives and goals of the Municipality and taking into account management concerns.

The primary purpose of the Internal Audit Plan is to outline to Management and the Committee the areas which will be reviewed by Internal Audit so that they are able to form a view on whether the planned coverage and scope are sufficient to meet their needs. The Internal Audit Plan is flexible, as a changing risk profile will necessitate amendments to the audit plan which will be presented to the Committee for approval as required.

The current Internal Audit Plan is for the period 2023 – 2024, once the Supply Chain Management processes has been finalised, an Internal Audit Plan for the 2024 – 2025 financial year will be developed and tabled before the Audit Committee.

3.16 PUBLIC PARTICIPATION AND COMMUNITY ENGAGEMENTS

Public participation and community engagements are one of the building blocks of good governance. Public participation and engagements in the municipality takes place through various mechanisms as identified in the Municipality's Public Participation Strategy and Action Plan. These mechanisms, depending on the target audience and message includes:

- Council meetings
- Website
- One on one engagements
- Ward committee meetings
- Public Meetings
- Interest group engagements
- Client Service engagements
- Bulk e-mail
- Bulk SMS messaging system
- Pamphlets
- Press Releases
- Sector engagements
- Intergovernmental fora
- SALGA Working Groups

Improved internet penetration and accessibility is a major priority identified by government and the community. Greater internet penetration offers direct benefits for local government entities to improve the efficiency and effectiveness of public services. These benefits include the roll-out of e-services that will allow for the online payment of municipal accounts, motor vehicle registrations, animal registrations, reporting of infrastructure defects, free indigent services applications, career applications as well as tender applications. Online feedback mechanisms via social media will also support the facilitation of public participation during the annual reporting process and will offer constituents a platform to express public satisfaction.

Greater connectivity will also allow public servants remote access to information such as previous traffic infringements, building plan applications and outstanding accounts, for example.

CHAPTER 4: MUNICIPAL DEVELOPMENT STRATEGY

The Prince Albert Municipality is one of the four municipalities in the Central Karoo District is approximately 400 km north of Cape Town and about 170km south of Beaufort West on the N1. It includes the scenic town of Prince Albert as well as the settlements of Leeu-Gamka and Klaarstroom, Prince Albert Road and Seekoeigat and surrounding rural area. Situated at the foot of the famous Swartberg Pass the town of Prince Albert town is renowned for its historic architecture and agricultural products. It is known as the oasis of the Karoo desert and attracts local and foreign tourists throughout the year. It is also historically an agricultural services hub that still provides its people and satellite towns with essential services.

Prince Albert has the potential for becoming the tourism hub to drive the growth of tourism within the Central Karoo region.

4.1 BASIC SERVICES

This component includes the level of basic service delivery and includes the challenges, includes details of services provided for water, waste water (sanitation), electricity, waste management, housing services and a summary of free basic services.

All households in the Greater Prince Albert Municipal Area receives basic services, including the informal settlements in the Klaarstroom area and Prince Albert. The Municipality provides a package of free basic services to households who are financially vulnerable and struggling to pay for services.

4.1.1 WATER PROVISION



Prince Albert Municipality is the official Water Services Authority and as such must adhere to the relevant legislative prescripts in the Water Services Act, No. 108 of 1997 and the Local Government: Municipal Systems Act, No. 32 of 2000.

Afri-Coast Engineers SA (PTY) LTD was appointed by the Development Bank of South Africa (“DBSA”) as suitably qualified and experienced service provider to conduct

a comprehensive update of a Water Master Plan for the Prince Albert Municipality. The study includes Prince Albert, Leeu-Gamka, and Klaarstroom. A previous study was conducted in November 2008 by the Community Engineering Services.

The purpose of the study conducted by Afri-Coast Engineers is to address the distribution of potable water within the Greater Municipal Area. Water quality aspects and the analysis of bulk water (raw water) pipelines upstream of the water treatment plants and reservoirs are not part of the study.

The Prince Albert Municipality is the water service providers for the towns of Klaarstroom, Prince Albert, Prince Albert Road, and Leeu-Gamka. The details following provides an overview of the water sources which range from boreholes to surface water. It is worth noting that the Prince Albert Municipality is independent from other external water suppliers and operates and maintains its own water systems, management, and infrastructure.

WATER TREATMENT PLANTS:

Prince Albert:

Prince Albert Town has a total of sixteen boreholes, currently the town is supplied with water from nine production boreholes with varying supply levels as well as through a percentage allocation of “lei water” from the Water User’s Association. Surface water is diverted to a holding reservoir and then pumped to the treatment works. The water is purified at Prince Albert Water Treatment Plant.

Leeu-Gamka:

The Leeu-Gamka water is not treated by means of a conventional WTP. Occasionally water received from the boreholes contains fluorine in which case the water passes through a reverse osmosis and ultra-filtration plant to purify the water in Leeu-Gamka. This has resulted in a significant improvement in the water quality.

Klaarstroom:

The raw water abstracted from the four boreholes is pumped to the WTP. The Klaarstroom WTP operates for 24 hours a day and the quality of the water is tested on a quarterly basis. Currently the condition of the WTP is still in working condition.

SERVICE STORAGE:

Prince Albert:

There are nine reservoirs situated in and around Prince Albert. Overall, all nine reservoirs are operational. The total capacity of the distribution (potable water) reservoirs is 4.0 Mℓ and 4 raw water storage reservoirs with a capacity of 3.23 Mℓ.

Leeu-Gamka:

There are two concrete reservoirs situated in Leeu-Gamka, one old reservoir at Bitterwater, with a capacity of 0.2 Mℓ used for raw water storage and one newly constructed concrete reservoir for potable water with a capacity of 1 Mℓ. Both reservoirs are operational.

Klaarstroom:

The treated water in Klaarstroom is stored in a concrete panel reservoir with a capacity of 0.05 Mℓ and two newly constructed steel reservoirs with a combined capacity of 0.48 Mℓ.

WATER SUPPLY:

Prince Albert Water Supply:

The system is operated in 3 zones supplied from 5 reservoirs. From the Prince Albert WTP water is supplied through a 200 mm diameter pipe to the Klippies and Staandak reservoirs. The first zone is supplied from these two reservoirs. From the Klippies and Staandak reservoirs water gravitates through a dedicated 200 mm diameter bulk pipeline to the Noord End Reservoirs from where the second zone is supplied. From the Staandak reservoir water is pumped from the Staandak pump station through a dedicated 100 mm diameter rising main to the Hoe Druk reservoir. From here the third zone is supplied.

Leeu-Gamka Water Supply:

The system is operated in 1 single zone, supplied from the Leeu-Gamka reservoir.

Klaarstroom Water Supply:

The system is operated in 1 single zone, supplied from the Klaarstroom reservoirs.

BOREHOLES / GROUNDWATER INFRASTRUCTURE:

Prince Albert has a total of 16 boreholes, of which 9 are production boreholes. The current yield of the production boreholes is 0.229 million m³/a. Klaarstroom has a total of 10 boreholes, 4 of which is production boreholes though only 2 boreholes are actively utilised to supply the town with water. The current yield of Klaarstroom production boreholes is 0.031 million m³/a. Leeu-Gamka has a total of 8 boreholes though only 3 are currently in production and supply the treatment plant before being pumped into the final reservoir for distribution. The current yield of Leeu-Gamka's production boreholes is 0.0618 million m³/a.

All the boreholes are generally in a good condition and there is frequent maintenance being carried out on the boreholes. All the production boreholes are currently monitored manually and captured on a Cellphone App and there are spare parts readily available and stored in the municipal general store. The production boreholes have built enclosure structures and security fencing around to protect the borehole equipment. Due to occasional flood damage, there are boreholes in Prince Albert that are flood prone which must be moved with their supporting equipment outside the river channel to mitigate against flood damage.

Currently there are 2 new production boreholes being drilled in Prince Albert Town, furthermore the yield testing is underway.

In summer, the Municipality have to carefully manage the supply, due to decreased runoff and the low level of the water table as well as carefully manage the demand due to very hot conditions, increased users in the holidays, and reckless usage by inhabitants. With the ever-rising municipal consumption, the available resources are no longer sufficient and shortages may occur during the summer season, as the provision of boreholes also decreases and the Storage Infrastructure was insufficient to store water over longer periods. The Municipality thus embarked on a phased process to increase the storage capacity in Prince Albert by raising the reservoir sides of the existing reservoir.

The Municipality wish to thank the Kweekvallei Water Board for their support and co-operation during the year. With the ongoing drought the partnership with the Kweekvallei Water Board

is imperative. With the ongoing drought in the Western Cape and with the emergency declaration of previous years, it became imperative that the water from the irrigation furrow from the Dorpsriver had to be protected.

Prince Albert municipality is also a member of the Western Cape Drought Relief Action Plan (DRAP) which was launched on 11 April 2019 in Prince Albert by MEC Anton Bredell. With the Covid-19 security levels, quarterly in person meetings could not be held, but quarterly monitoring did take place virtually.

Despite increasing pressure Prince Albert Municipality was able to manage and provide an adequate supply of water to the areas within its jurisdiction, mostly due to curbing the allowed water use to 90 liters per person per day.



Water losses are restricted to the minimum. Water losses for the 2021/2022 financial year was recorded at 28.7% and for the 2022/2023 financial year 24.94%. The comparative results indicates a reduction in water losses for the two financial years, the water losses remains a concern as the Municipality wish to curb water losses to a minimum of 15%. One of the endeavours identified by the Municipality in its attempt to curb water losses within the Greater Municipal Area is to install bulk water meters in the areas which are not metered.

These losses are measured from the source to the sector meters and include the losses in the purification works. The Municipality must emphasise that the watering of the sport fields is not metered separately from the construction supply and is reflected as non-revenue water. A meter was installed at the sport facilities during the 18/19 financial year. The Municipality curbed water losses by means of a door-to-door campaign where they repaired water leakages on private property. This was done not only to curb water losses but to mitigate the drought conditions prevailing in the area. The municipality is still investigating the high-water losses through the billing system as well as testing the accuracy of the data. The Municipality adjusted their policy to allow them to assist indigent families with water leaks inside the house in an effect to curb water losses and curb a loss of income as indigent people cannot afford to pay increased municipal accounts.

The Prince Albert municipal area, with the emphasis on Leeu-Gamka and Klaarstroom was declared a drought area by Provincial government and at present are still declared a drought area. The Municipality will continue to promote responsible water use.

In light of the Provincial Emergency water situation the Municipality undertook the following initiatives:

- (i) Drafted a Water Supply Emergency Intervention Plan to address the current water supply emergency situation and to ensure resilience with respect to water supply security into the future.
- (ii) The Municipality continues to implement water consumption restrictions within its jurisdiction. At present the water restrictions are at Level 4 with only 90 liters per of water per person per day allowed.
- (iii) Water leak detection and repair campaigns were undertaken continuously.
- (iv) Worked with the Provincial Department's appointed Geohydrologists to ensure continued water use and production monitoring to ensure continued water security to all towns.
- (v) The iron removal plant in Prince Albert has also been taken into commission.

At a General Council meeting held on 17 August 2023 the Council approved the Water Services Development Plan 2023 - 2028 including the Water Services Master Plan as comprehensively updated by AfriCoast Consulting Engineers as per the requirements of their appointment by the DMSA.

The primary purpose of the Water Services Development Plan is to assist the Water Services Authority (the Prince Albert Municipality) to carry out their mandate effectively. It is an important tool to assist the Water Services Authority to develop a realistic long-term investment plan which prioritises the provision of basic water services, promotes economic development and is affordable and sustainable over time.

The purpose of preparing a Water Services Development Plan can be summarised as follows:

- Develop a culture of effective planning and management
- Know and understand the business
- Set out the way (action plan)
- Performance between WSA and customers, Province, and National Government
- Ensures integration and synergism

- Serves as a basis for effective management
- Compliance monitoring
- Communication system
- Heart of the regulatory system
- Building block of NIS and National Strategy

The figure below represent all the water services business elements which needs to be addressed as part of the Water Services Development Plan guidelines:



The main challenge for the municipality is enhancing and further developing the current bulk service offering. The municipality stated that power outages and load-shedding have had a notable impact on the operational aspect of water services and other bulk services. This has thus impacted on the overall bulk service security.

Power outages have a noticeable impact on PALM water services infrastructure. Not only have power outage caused damage to existing equipment, but they also have necessitated the purchase of further equipment. Power outages have negatively affected the delivery of potable water to end users. Pumping is the most critical function in the distribution of water from boreholes and pump stations (used in water/wastewater treatment plants and those used for the reticulation of water).

Power outages have caused damage to infrastructure: telemetry equipment (which electronically interlinks the operation of water systems) and motor equipment are often

damaged; pumps are sometimes caused to overheat when power outages impact on normal processes within water and wastewater treatment facilities, as well as the distribution of water to end users. The costs associated with the replacement and repair of broken and damaged infrastructure, due to power outages, is estimated to be ±R 250 000 per year for the total PALM.

Loadshedding not only causes serious damage to expensive machinery and equipment, but also leads to an increase in crime and infrastructure vandalism which is already costing municipalities millions of rands in repair work and replacements – money that was destined for crucial maintenance.

Even though load shedding is the enemy of all, it teaches us a valuable lesson for future planning. As communities continue to grow and more Water and Waste Water Treatment Plants are constructed, backup power supply should be included as part of the plan.

The following Plants require generators:

- Prince Albert WWTP, Klaarstroom WWTP
- Prince Albert WTP has a manual generator this must be changed to an automatic generator in cases where load shedding occurs after hours.

As per MTREF 2022 to 2025 PALM requires an estimated R 3 000 000.00 to purchase power generators to provide back-up for its water services during periods of load-shedding.

It is recommended that the water master plan as described in this report be implemented in order to allow the water distribution system of the PALM to keep in step with the anticipated growth and expansion of water demand.

The Water Services Development Plan is valid for the period 2023 – 2028.

4.1.2 SANITATION SERVICES

At a Special Council meeting held on 17 August 2023, the Council approved the Sewer Master Plan as developed by AfriCoast Consulting Engineers, appointed by the Development Bank of South Africa.

The study was conducted in the towns within the boundary of the Prince Albert Municipality, which includes Prince Albert, Leeu-Gamka, and Klaarstroom. The previous Master Plan was conducted by the Community Engineering Services, this study was done in November 2008.

The purpose of the study conducted by AfriCoast is to address the distribution of sewerage within the Greater Prince Albert Municipal Area. The study is confined to the sewerage networks and therefore the process and sufficiency of the wastewater treatment plants are beyond the scope of the study.

The three towns in the Greater Prince Albert Municipal Area each have their own wastewater collection and treatment facility. Prince Albert, Klaarstroom, and Leeu-Gmaka have oxidation ponds systems for Waste Water Treatment Plants, whereas Prince Albert Road is served by a communal septic tank and soak-away.

WASTE WATER TREATMENT PLANTS

Prince Albert

The Prince Albert WWTP which has a design capacity of 623kl/day. The waste water treatment works consists of an inlet structure, three anaerobic ponds, six oxidation ponds, outlet structure and pump station building with mobile pumping works for irrigation purposes. The sanitation system consists of a waterborne system as well as conservancy tanks. These conservancy tanks are serviced by means of a sanitation team with appropriate equipment and vehicles who collect sewerage and deposit it at the WWTP.

Leeu Gamka

The treatment plant is a pond system. Leeu Gamka WWTW has a design capacity of 160 kl/d. Sewage from Bitterwater drain by gravity to the central sewer pump station. The wastewater is screened at the pump station before being pumped to the WWTW. The sanitation system consists of a waterborne system as well as conservancy tanks. These conservancy tanks are serviced by means of a sanitation team with appropriate equipment and vehicles who collect sewerage and deposit it at the WWTW.

The WWTP currently comprises of inlet works, grit channel, (distributor chamber) split box with four outlets, four primary ponds in parallel, three secondary ponds in series, one tertiary pond, sump, disinfection and pumped to holding pond then pumped for irrigation.

Klaarstroom

The sanitation system for Klaarstroom comprises of a full waterborne system. Klaarstroom WWTP has a design capacity of 130 kl/day; the WWTP was recently upgraded and the plant currently comprises of inlet works, two primary screens, two grit channels, two anaerobic pond, one facultative pond, two aerobic ponds in series, biological filtration (reedbed), and an effluent reservoir from which the final effluent is irrigated onto an adjacent field. Klaarstroom is entirely

served by a full water-borne sanitation system that drains to 1 sewage pump that drains to the Klaarstroom WWTP.

EXISTING CONDITION OF THE SEWER INFRASTRUCTURE

Sewer Pumpstation

It is only Klaarstroom and Leeu Gamka towns that have sewer pumpstations. The physical condition of the pump stations is good. The pump stations are all situated within a formal building and are electrically operated. The pumps operate 24 hours per day and each have a standby pump set available. The Klaarstroom pumpstation building needs to be refurbished.

Waste Water Treatment Plants

Each town has its own Waste Water collection and treatment facility. All the three towns have oxidation pond system for the WWTP. Klaarstroom WWTP was recently upgraded in 2021, Leeu Gamka WWTP was upgraded in 2019 and Prince Albert WWTP was last upgraded in 2015.

The physical condition of all the facilities is good. There is no fixed maintenance plan in place for all the facilities, maintenance is conducted on demand. The operating hours on all the treatment works is 24hrs. All the facilities are operational.

Sewer Pipeline Infrastructure

Prince Albert has 23.68 km of gravity pipes ranging from 120mm diameter to 275mm diameter uPVC pipes and 0.9km of 100mm rising main between Leeu Gamka and Klaarstroom. The condition of the pipeline is good to fair with minimal blockages. The infrastructure is maintained on demand.

The main challenge for the municipality is enhancing and further developing the current bulk service offering. The municipality stated that power outages and load-shedding have had a notable impact on the operational aspect of water services and other bulk services. This has thus impacted on the overall bulk service security.

Power outages have a noticeable impact on PALM water services infrastructure. Not only have power outages caused damage to existing equipment, but they also have necessitated the purchase of further equipment. Power outages have negatively affected the delivery of potable water to end users. Pumping is the most critical function in the distribution of water from boreholes and pump stations (used in water/wastewater treatment plants and those used for the reticulation of water).

Power outages have caused damage to infrastructure: telemetry equipment (which electronically interlinks the operation of water systems) and motor equipment are often damaged; pumps are sometimes caused to overheat when power outages impact on normal processes within water and wastewater treatment facilities, as well as the distribution of water to end users. The costs associated with the replacement and repair of broken and damaged infrastructure, due to power outages, is estimated to be ±R 250 000 per year for the total PALM.

Loadshedding not only causes serious damage to expensive machinery and equipment, but also leads to an increase in crime and infrastructure vandalism which is already costing municipalities millions of rands in repair work and replacements – money that was destined for crucial maintenance.

Even though load shedding is the enemy of all, it teaches us a valuable lesson for future planning. As communities continue to grow and more Water and Waste Water Treatment Plants are constructed, backup power supply should be included as part of the plan.

The following Plants require generators:

- Prince Albert WWTP, Klaarstroom WWTP
- Prince Albert WTP has a manual generator this must be changed to an automatic generator in cases where load shedding occurs after hours.

As per MTREF project list for 2022 to 2025 financial years, PALM requires an estimated R 3 000 000.00 to purchase power generators to provide back-up for its water services during periods of load-shedding.

4.1.3 ELECTRICITY

The municipality provides a reliable service within NERSA specified limits within the area of supply. In the areas of Klaarstroom and Leeu-Gamka, electricity is directly supplied by ESKOM, thus impacting on revenue collection and the implementation of Prince Albert Municipality's credit control and debt collection policy. This is detrimental to the municipality's sustainability as is evident in the low payment rate in these areas. Several efforts have been made by the Municipality to conclude a credit collection agreement with ESKOM but this was unsuccessful. SALGA is currently driving this process and have obtained a legal opinion stating that electricity distribution is a municipal function as per the Constitution and that Eskom can only provide said services by agreement. This proposed agreement will then include a clause on debt collection and can have a major positive change in the finances of especially rural municipalities.

The Municipality and Eskom engaged and confirmed the current service delivery boundary determination for each entity. The Municipality will in future explore the possibility to service the electricity network for new housing developments in Klaarstroom and Leeu-Gamka so as to improve their credit control initiatives. A learner electrician was appointed by Prince Albert Municipality and underwent training to improve the human resource capacity in this division. Transformers was repair and restored as part of the maintenance programme. An electrical engineer from MISA is providing support to PAM in term of planning and maintenance.

The Municipality engaged extensively with Eskom to provide electricity to the residents of the Klaarstroom Transit area. The project was successfully implemented and 65 informal dwellings were provided with electricity.

The Municipality envisage on reviewing the Electricity Master Plan in the 2024/2025 financial years.

4.1.4 WASTE MANAGEMENT

Waste is collected on a weekly basis and each service point is supplied with black bags by the municipality. In order to better manage distribution households are encouraged to collect the bags at the Technical offices. Prince Albert has four waste removal vehicles: a UD compactor truck for daily collection of refuse, a Kia 2.7l small truck equipped, a 2.7l Kia small truck equipped for garden refuse and a 1.3 ton truck in Klaarstroom & Leeu-Gamka for the removal of domestic waste.



There are five existing mini-transfer stations for garden waste disposal in the North End of Prince Albert. These facilities have been fenced during the reporting year, but are not designed nor intended for household waste. Unfortunately, they are being used as general waste depots



as opposed to garden waste depots. The residents of North End do not have large gardens and thus generate insignificant volumes of garden refuse. The Municipality uses the CWP program as well as other EPWP programmes to manage the mini-transfer stations. Illegal dumping still proves to be a challenge in

some of the areas. Residents are encouraged through the ward committee system to report such transgressions.

All landfill sites in the municipal area are licensed. Inspections undertaken by the Western Cape Government: Environmental Affairs and Development Planning during the year in respect of the landfill site in Prince Albert indicated that no ethane gas was detected. The Municipality struggles to control access to the landfill sites in spite of the deployment of Youth Jobs in Waste participants at the landfill sites. An action plan to address non-compliance was presented to the DEADP for the Prince Albert landfill site. The airspace of all landfill sites is reaching critical status as Prince Albert only had one to three months left at year end and Leeu-Gamka two years. The Municipality thus embarked on a reshaping and compacting process of the landfill site in Prince Albert that enabled the extension of the Prince Albert landfill sites' lifespan with another two to three years. Engagement with the relevant

department resulted in remedial action to be implemented which will result in the life span to be extended with five years.

One of the biggest challenges facing the landfill sites are windblown litter. The Department of Environmental Affairs and Development Planning issued a directive that no reclamation may be done at the landfill site in Prince Albert. A Material Recovery Facility is investigated.

The Municipality will have to secure funding for the environmental and planning processes in the extension of the landfill sites or the identification of alternative sites, as well as the rehabilitation of the existing sites. The Municipality did embark on a shared service initiative to investigate the possible establishment of a regional landfill site in Leeu-Gamka. An unsolicited bid for a proposed waste to energy project in Leeu-Gamka was investigated, the bid was not approved by the Bid adjudication committee due to non-budget as well is serious risk with the project for the municipality. Several cleaning initiatives were undertaken, but with the Covid levels it was difficult to continue with our community outreaches.

4.1.5 STATUS OF MUNICIPAL LANDFILL SITE

A Report on the Landfill Closure Provision as at June 2022 was developed by JCPE, Specialist Consulting Engineers for the Grater Prince Albert Municipal Area, which include the disposal sites of Klaarstroom, Leeu-Gamka and Prince Albert.

The closure of a landfill site, regardless if it is licensed/permitted or not, requires a closure licence as well as rehabilitation. The Minimum Requirements of the Department of Water Affairs (2nd Edition-1998) (MR2) states that “In order to close a landfill properly, however, closure must be preceded by rehabilitation, to ensure that the site is environmentally acceptable.” For the purpose of the report, due to the fact that the same requirements are set for licensed/permitted and unlicensed/unpermitted sites process to be followed, no distinction in the descriptions of the process were made between licensed/permitted and unlicensed/unpermitted sites. Therefore “closure” describes the process and “rehabilitation” is part of the process.

The figure below provides an overview of the Klaarstroom Disposal Site:

Klaarstroom Disposal Site

Permit classification: G:S:B-/Class B
Size: 5 262m² (Yellow = fence line. Red = measured waste footprint.)
Permit/Licence Status: Operational



Based on the used footprint, 1:4 side slopes and a height of 3m at the southern edge, the available airspace was calculated as 3, 877m³ with use of the topographical survey of June 2022.

By comparing the 2021 and 2022 topographical surveys, the airspace usage over this period was calculated. This total airspace consumed was 174m³ which translates to an average usage of 14.5m³ per month, which shows an increase in the average airspace usage compared to the previous measured usage of 9m³ per month. This shortens the remaining lifetime estimate. The latest monthly usage was used and escalated along with the population growth rate in order to estimate the remaining useful landfill life. Based on the latest information, the landfill will reach capacity by 2040, or 18 years from 2022. If it is assumed that a closure licence is issued by the full date and also assuming the same time-frames as stipulated in other closure licences, rehabilitation will require commencement by 2045.

The figure below provides an overview of the Leeu-Gamka Disposal Site:

Leeu-Gamka Disposal Site

Classification: G:S:B-/Class B
Size: 13 434m². (Yellow = fence line. Red = measured waste footprint.)
Permit/Licence Status: Operational



This site has been issued with an operational licence, also without specifying a maximum allowed height. Reshaping and compacting was done in order to increase remaining operational lifetime.

In order to estimate a remaining airspace, the June 2022 survey was used and an estimated final landfill shape was modelled. The final height based on a surface which still allows vehicular movement on top as the licence does not restrict the maximum height.

Based on the used footprint, 1:4 side slopes and a height of 2m at the eastern edge, the available airspace was calculated as 2, 122m³ with use of the topographical; survey if June 2022.

By comparing the 2021 and 2022 topographical surveys, the airspace usage over this period was calculated. This total airspace consumed was 516m³, which translates to an average usage of 43m³ per month. This monthly usage was used and escalated along with the population growth rate in order to estimate the remaining useful landfill life. Based on the latest information, the landfill will reach capacity by 2026, or 4 years from 2022. If it is assumed that a closure licence is issued by the full date and also assuming the same time-frames as stipulated in other closure licences, rehabilitation will require commencement by 2031.

Note that this landfill will require a closure licence at the end of its operational lifetime. The latest landfill closure licence which has been issued for other sites in the Western Cape states that rehabilitation must commence within 5 years from the licence issue date. It is also stated that the licence is valid for a period of 10 years, providing that the rehabilitation commences not later than the 5-year date.

The figure below provides an overview of the Prince Albert Disposal Site:

Prince Albert Disposal Site

Classification: Class B/G:C:B-
Size: 23 504m² (Yellow = fence line. Red = measured waste footprint.)
Permit/Licence Status: Operational



The permit restricts the maximum height of the site to 2m above ground level. The remaining airspace on the used footprint up to a height of 2m and 1:4 side slopes, calculated using the June 2022 topographical survey, is approximately 5, 313m³.

By comparing the 2021 and 2022 topographical surveys, the airspace usage over this period was calculated. This total airspace consumed was 1, 842m³, which translates to an average usage of 154m³ per month (slightly less than the previously measured 179m³/month). This monthly usage was used and escalated along with the population growth rate in order to estimate the remaining useful landfill life. Based on the latest information, the landfill will reach capacity by 2025, or 2 years from 2022. If it is assumed that a closure licence is issued by the full date and also assuming the same time-frames as stipulated in other closure licences, rehabilitation will require commencement by 2030.

Summary of assumptions:

- It is assumed that the footprints that require rehabilitation as described and indicated above is correct and will be verified by the relevant local authority.
- The rate for the levelling layer is based on the import of material from commercial sources.

- The rate for the confining and topsoil layers are based on availability from on-site or nearby sources.
- Escalation for post-closure cost used 5.18%, which is the average CPI June to June over the past 10 years.

The majority of rates for materials as well as construction items have increased. This is due to significant increases in fuel process as well as shipping and importing costs of raw materials used in the manufacturing of geosynthetic materials used in the capping layers.

The figure below provides an overview of the rehabilitation costs:

Site Name:	Klaarstroom Landfill	Leeu Gamka Landfill	Prince Albert Landfill
Rehabilitation Area (m ²)	5,232	13,434	23,504
Costs for Rehabilitation and Closure:			
Preliminary and General	421,190.58	871,082.11	1,369,437.61
Site Clearance and Preparation	7,010.88	18,001.56	31,495.36
Storm Water Control Measures	799,242.32	1,084,936.18	1,677,312.13
Capping	1,610,829.78	4,025,211.10	6,417,138.69
Gas Management	0.00	0.00	0.00
Leachate Management	231,360.87	362,313.50	512,687.37
Fencing	12,267.34	12,267.34	12,267.34
Other:			
Environmental Authorisation (Closure License)	410,800.00	410,800.00	410,800.00
Technical ROD	208,260.00	208,260.00	208,260.00
Install Groundwater Monitoring Boreholes with lockable caps (includes drilling contractor site establishment)	204,640.74	166,350.11	148,656.26
Landscape Architects	137,338.08	139,410.72	139,674.08
Water use licence	35,000.00	35,000.00	35,000.00
Topographical Survey as per quotation area (Minimum R7155)	7,155.00	10,214.28	14,299.99
Contingencies (10% of total construction costs)	308,190.18	637,381.18	1,002,033.85
Engineering: Professional Fees	416,331.03	850,863.16	1,158,314.10
Site Supervision (Engineer's Representative)	95,258.05	243,872.88	331,759.44
Site Supervision (Environmental Control Officer & OHS Agent)	43,247.25	95,119.75	81,565.25
Total (Excl. VAT)	R4,948,122.10	R9,171,083.87	R13,550,701.47
Cost per rehab (m ²)	R945.74	R682.68	R576.53
Estimated construction period (weeks)	9	11	13

4.1.6 HOUSING

4.1.6.1 HUMAN SETTLEMENT DELIVERY PIPELINE 2022-2026

The Prince Albert Municipality adopted a Human Settlement Delivery Pipeline for the period 2022 - 2026. Prince Albert Municipality's five-year Integrated Development Plan (2022 – 2026), read together with the Spatial Development Framework (SDF) includes the municipal wide strategy, priorities, financial implications and implementation thereof. It reflects and guides the delivery of its all-encompassing development strategy including settlement making and delivery of housing.

The information below provides an overview of the projected future housing demand within the Prince Albert Municipal Area by the year 2030.

PROJECTED FUTURE HOUSING DEMAND: MUNICIPAL AREA

By 2030 the total population for Prince Albert municipal area is projected to be 15 378 (low growth), 16 053 (medium growth) and 17097 (high growth) people. The municipality will grow by between 997 (low), 1672 (medium) and 2716 (high) additional people by 2030. At an average household size of 3.8, this would imply between roughly 261-715 additional households. When reconciling with the 2020 housing waiting list (1201 applicants for the entire municipality), the 2020-2030 total housing demand for the total municipal area is between 1463 and 1916 houses which will require between 59-77 hectares of additional land for housing.

PROJECTED FUTURE HOUSING DEMAND: PRINCE ALBERT

By 2030 the total population of Prince Albert Town is projected to be between 8285 (low growth), 8649 (medium growth) and 9212 people (high growth). Prince Albert main town, with a 2020 population of 1153 people will naturally grow by between 80 (low growth), 134 (medium growth) and 218 (high growth) additional people between 2020 and 2030. North End, with a 2020 population of 6595 people, will naturally grow by between 457 (low growth), 767 (medium growth) and 1246 additional people (high growth) between 2020 and 2030. At an average household size of 3.8, this would imply between roughly 21-50 additional households in the main town and 120-328 additional houses in North End. When reconciling with the 2020 housing waiting list (718 applicants for Prince Albert town), the 2020-2030 total

housing demand for Prince Albert Town is between 859 and 1103 houses which will require between 34-44 hectares of additional land for housing.

PROJECTED FUTURE HOUSING DEMAND LEEU-GAMKA / WELGEMOED / BITTERWATER

By 2030 the total population of Leeu-Gamka/Welgemoed/Bitterwater is projected to be between 3148 (low growth), 3286 (medium growth) and 3501 people (high growth). Leeu-Gamka/Welgemoed areas will naturally grow by between 45 (low growth), 76 (medium growth) and 124 (high growth) additional people between 2020 and 2030. Bitterwater will naturally grow by between 159 (low growth), 266 medium growth and 433 (high growth) additional people between 2020 and 2030. At an average household size of 3.8, this would imply between roughly 12-33 additional households in Leeu-Gamka/Welgemoed and between 42 to 114 additional houses in Bitterwater. When reconciling with the 2020 housing waiting list (335 applicants for this area), the 2020-2030 total housing demand for this area is between 389 to 481 houses which will require between 16 to 19 hectares of additional land for housing.

PROJECTED FUTURE HOUSING DEMAND: KLAARSTROOM

By 2030 the total population of Klaarstroom is projected to be between 689 (low growth), 719 (medium growth) and 766 (high growth) people. Klaarstroom will naturally grow by between 45 (low growth), 75 (medium growth) and 122 additional people (high growth) between 2020 and 2030. At an average household size of 3.8, this would imply between roughly 12- 32 additional households. When reconciling with the 2020 housing waiting list (144 applicants for this area), the 2020-2030 total housing demand for Klaarstroom is between 156 and 176 houses which will require between 6-7 hectares of additional land for housing. It should be recognised that these population, household and land projections are based on several assumptions, such as:

- the population growth rate scenarios continuing in a linear manner;
- the 2020 housing waiting list remaining its current size and not been cleaned up to remove or add applicants;
- that all households average 3.8 people per household; and
- that the average gross dwelling unit density will be 25 dwelling units per hectare in all areas.

PROJECTED FUTURE HOUSING AND LAND DEMAND

The figure below provides an overview of the projected 10-year (2020 - 2030) Population and Household Growth and Land Requirement Scenario's for each Sub Place and Town – Reconciled with 2020 Housing Waiting List

Area	Growth Rate %	Rank	Base Population 2020	Base No. of Households 2020 (Household size 3.8)	Projected Population 2025	No. of Households 2025	Projected Population 2030	No. of Households 2030	Additional People 2020-2030	Additional Households 2020-2030	Land Required @ 25duha	2020 Housing Waiting List	2020-2030 Total Housing Demand	Land Required (ha)
Prince Albert Town SP	0.67	Low	1153	303	1192	314	1233	324	80	21	0.84	718	859	34
	1.1	Med			1218	321	1287	339	134	35	1.41		955	38
	1.73	High			1257	331	1371	361	218	57	2.29			
North End SP	0.67	Low	6595	1736	6820	1795	7052	1856	457	120	4.81	335	1103	44
	1.1	Med			6968	1834	7362	1937	767	202	8.07		425	17
	1.73	High			7191	1892	7841	2063	1246	328	13.11			
Bitterwater SP	0.67	Low	2290	603	2368	623	2449	644	159	42	1.67	4	389	16
	1.1	Med			2419	637	2556	673	266	70	2.80		481	19
	1.73	High			2497	657	2723	716	433	114	4.55			
Welgemoed & Leeu Gamka SP	0.67	Low	654	172	676	178	699	184	45	12	0.48	1201	481	19
	1.1	Med			691	182	730	192	76	20	0.80		156	6
	1.73	High			713	188	778	205	124	33	1.30			
Klaarstroom	0.67	Low	644	169	666	175	689	181	45	12	0.47	4	164	7
	1.1	Med			680	179	719	189	75	20	0.79		176	7
	1.73	High			702	185	766	201	122	32	1.28			
Non-urban	0.67	Low	3045	801	3149	829	3256	857	211	56	2.22	1463	60	2
	1.1	Med			3217	847	3399	894	354	93	3.73		155	6
	1.73	High			3320	874	3620	953	575	151	6.05			
Total Municipal Area	0.67	Low	14381	3784	14871	3913	15378	4047	997	262	10.49	1916	1463	59
	1.1	Med			15194	3998	16053	4225	1672	440	17.60		1641	66
	1.73	High			15680	4126	17097	4499	2716	715	28.59			

HUMAN SETTLEMENT DELIVERY PIPELINE

The figure below provides an overview of the Human Settlement Delivery Pipeline 2022 - 2026

PRINCE ALBERT MUNICIPALITY													
HUMAN SETTLEMENT DELIVERY PIPELINE													
2022 – 2026													
HUMAN SETTLEMENT PROJECTS	TOWN	WARD	PROJECT COST	OUTPUT SITES / UNITS	PROJECT READINESS						SOCIO ECONOMIC FACILITIES	PROJECT TIME LINE	
					LAND AVAILABLE	EIA/ROD	LUPO APPROVAL	BULK SERVICES	DHS APPROVAL	COUNCIL APPROVAL			
ERF 743 – Gap Housing / FLIPS	Prince Albert	3	TBD	69	Yes	Yes	Yes	Available	Pending	Yes	Available	2022 - 2026	
ERF 743 – Breaking New Ground / BNG	Prince Albert	3	TBD	208	Yes	Yes	Yes	Available	Pending	Yes	Available	2022 - 2026	
ERF 2190 – Upgrade of Informal Settlement Programme - UISP	Prince Albert	4	TBD	100	Yes	Yes	Yes	Available	Pending	Yes	Available	2022 - 2025	
ERF 45 – Integrated Residential Development Programme - IRDP	Leeu Gamka	1	TBD	120	Yes	Yes	Yes	Available	Pending	Yes	Available	2022 - 2026	
Bitterwater / Farm 55 – Integrated Residential Development Programme - IRDP	Leeu Gamka	1	TBD	127	Yes	Yes	Yes	Available	Pending	Yes	Available	2022 - 2026	
RE/32/178 Klaarstroom – Upgrade of Informal Settlement Programme - UISP	Klaarstroom	2	TBD	50	Yes	Yes	Yes	Available	Pending	Yes	Available	2022 - 2025	

Prince Albert Municipality supports the following objectives in respect of housing

- Promotion of equal access to housing for Prince Albert residents
- Transparency
- Prevention of unfair discrimination
- Promotion of fair administrative justice
- Apply the principle of “first come first serve” subjected to approved framework
- Proper recording of all housing applicants

Council follows the following working procedure in respect of the allocation of housing:

Prince Albert Municipality has a housing waiting list in excess of 1132 persons awaiting assistance in terms of government housing subsidies. The housing waiting list is updated annually during community outreaches that includes radio talks, visits to farms and Thusong Outreaches. Applicants also have the opportunity to apply continuously without the year and may also update their submitted details on a continuous basis.



The applicants' details are captured on the Western Cape Housing Database.

With a diminishing budget envelope, the Western Cape Department of Human Settlements had to reprioritise their beneficiary selection criteria and reserve the subsidised houses only for the most vulnerable in our society. The revised priority cohort includes:

1. The elderly (60 years and older);
2. People living with medically certified disabilities;
3. Those longest (15 years and longer) on the waiting list;
4. Backyard dwellers (only for new/Greenfield projects); and
5. Approved military veterans.

The Affordable Housing market comprises of those individuals who earn too much to qualify for a fully subsidised house but earn too little to access a home loan or mortgage.

The recently revised Finance Linked Individual Subsidy Programme (FLISP) policy by National Department of Human Settlements (NDoHS), which is now delinked from just being a

mortgage only option, is exceptional news and a game changer for the Affordable Housing market. Many of our residents who in the past, and due to various reasons could not access a mortgage from a financial institution to acquire a home, and could therefore not qualify for FLISP, are now able to access the subsidy.

Amongst others, residents can now access FLISP through:

- a pension/provident fund loan;
- a co-operative or community-based savings scheme, i.e., stokvel;
- the Government Employees Housing Scheme;
- any other Employer-Assisted Housing Scheme;
- an unsecured loan;
- own revenue (cash); and
- an Instalment Sale Agreement or Rent-to-Own Agreement.

The above procedure was agreed upon by Council to protect the most vulnerable within our communities.

Prince Albert Municipality has an Indigent Policy which is served before the Council for consideration, this Policy is reviewed on an annual basis with the Budget and related policies, and encompasses the earnings per household in order to qualify as an indigent household.

The housing waiting list for the whole of Prince Albert Municipality's jurisdiction reflect 1 342 applicants. Prince Albert Municipality did not build any houses during the reporting year. The Klaarstroom Transit area in Klaarstroom and Prince Albert have both been extended and provided with basic services. While the Klaarstroom Transit area now boast taps on each allocated plot and Eskom is planning to provide electricity to the area in September 2021, concern remains on stormwater channels in the area. High quality ablution facilities were also provided in Klaarstroom's transit area during the reporting year. Unfortunately, the ablution facilities erected and repaired in the Prince Albert Tortelduif area, are repeatedly vandalised and compromising service delivery.

INTEGRATED RESIDENTIAL DEVELOPMENT PROGRAMME (IRDP)

The Programme was introduced to facilitate the development of integrated human settlements in areas that provide convenient access to urban amenities, including places of employment. The IRDP provides for the acquisition of land and servicing of sites for a variety of land uses, which includes the provision of residential stands for low-, middle- and high-income areas (National Housing Code, 2009:13). The programme has been designed on the basis of a phased in implementation approach (National Housing Code, 2009:32). These phases include, inter alia, the securing of land, the installation of municipal services and construction of top structures.

UPGRADING OF INFORMAL SETTLEMENTS PROGRAMME (UISP)

The Programme focuses on the in situ upgrading of informal settlements, however, in instances where the area is not suitable for human settlement (due to flooding, shallow undermining conditions, etc.), residents may be relocated. The Programme only finances the creation of serviced stands (National Housing Code, 2009:17).

The Department will provide the serviced sites comprising of the following engineering services:

- Clean water;
- Sanitation;
- Roads; and
- Storm water.

Prince Albert Municipality have two Informal Settlements defined as above and a short overview of said settlements are as follows:

KLAARSTROOM

The Klaarstroom Informal Settlement is the biggest in the municipal area with 70 structures as on 30 March 2022 with an average 4-5 residents per structure. Residents have access to two communal taps and water at these taps adhered to the bacteriological standards of SANS 241. Upgraded ablution facilities have been erected within the transit area to ensure that the Municipality complies with the ratio of households to ablutions. The municipality received a R209 900 grant to introduce relief measures in the fight of the COVID 19 Pandemic. These funds were successfully utilised to provide each informal structure with an individual standpipe.

This was part of the municipality’s approach to formalise the informal settlement. 65 informal dwellings were electrified by ESKOM in September 202. Storm water ditches and intakes are present with adequate drainage. No health nuisances were reported by the Environmental Health Officer of the Central Karoo District Municipality.

PRINCE ALBERT

Prince Albert Informal Settlement is situated in a street named Tortelduif. This is a crime hotspot area. While every plot has access to water and electricity, the informal structures do share ablution facilities. These ablution facilities are vandalised on a continuous basis and it is a big challenge, especially during the stringent Covid-19 lockdown levels.

The Municipality is engaging with the Western Cape: Department of Human Settlements to further develop such structures and has identified Tortelduif Street and the outer boundary of North End for this development.

There is a need for guidance at both existing settlements on premises hygiene, food safety, communicable diseases, indoor air quality, water safety and savings as well as sanitation.

A strength related to housing in Prince Albert was that the low population growth rates and low prevalence of existing informal dwellings making it easier for the competent local and provincial authorities to keep on top of housing demand. However, budget cuts in conjunction with population growth rates could threaten this fragile equilibrium.

5 YEAR DELIVERY PLAN		2020/2021			2021/2022			2022/2023			2023/2024		
Post-GAAC 10 July 2020													
2019/20 - 2023/24 HSDG													
Average Site Cost (R'000)	60	SITES SERVICED	HOUSES BUILT	FUNDING R'000	SITES SERVICED	HOUSES BUILT	FUNDING R'000	SITES SERVICED	HOUSES BUILT	FUNDING R'000	SITES SERVICED	HOUSES BUILT	FUNDING R'000
Average Unit cost (R'000)	130												
CENTRAL KAROO DISTRICT													
Beaufort West		0	0	300	0	0	0	0	0	1,000	0	0	2,811
Beaufort West S1 (814) (798)	IRDP												
Beaufort West G2 GAP (67)	IRDP												67
Beaufort West S7 (624) IRDP	IRDP												624
Beaufort West G1 GAP (120)	IRDP												120
Beaufort West Kwamandlenkosi Mud Houses (18)	IRDP		0	0									
Murraysburg Toilets	IRDP			0									
Murraysburg Housing Upgrades	IRDP			0									
Murraysburg (300)	IRDP			300					1,000				2,000
Laingsburg		0	0	0	0	0	0	0	0	0	0	0	0
Laingsburg Site G (1000) IRDP	IRDP												
Prince Albert		0	0	0	0	0	0	0	0	0	0	0	0
Prince Albert (451) (ph1 243)	IRDP												
Prince Albert (451) (ph2 208)	IRDP												

4.1.7 FREE BASIC SERVICE AND INDIGENT SUPPORT

A debtor is considered indigent if the joint gross income of all the persons living on the particular premises may not exceed the amount of R 4 400, per month (this amount is reviewed and considered by the Council on an annual basis) including boarding/rental amounts paid to the owners. For an Indigent subsidy the verified gross monthly income of owners of the dwelling over 18 years of age may not exceed the sum of two times the amount of state funded social pension (R 4 400) including boarding/rental amounts paid to the owners.

The benefits of the approved indigent households receive:

- Water: First 6 kilolitres used (free).
- Each registered indigent household shall receive water full subsidized to a maximum of 6 kilolitres per month:
 - o Where the consumption exceeds 6kl per month and the indigent consumer do not pay for its excess consumption in the 6kl per month, the municipality shall replace the conventional water meter with a prepaid smart water meter.
 - o Where excessive consumption is partly due to leakage the household should apply for rectification under the Indigent and Subsidy Policy.
- Water: 100% subsidy on the basic charge (free).
- Electricity: First 50 Kwh used (free).
- Property rates: 100% subsidy to a maximum total municipal value of R 30 000
- Refuse removal: 100% subsidy on 1 removal per week.
- Each registered indigent household shall be fully subsidized for sanitation as provided for in the annual budget. Where an indigent household has a sewerage tank, only Basic charge will be granted free of charge per month.
- Sewerage services: 100% subsidy.
- Water in rural areas: The rand value of 6 KL per household with a connection within 5 m for their home on request of the owner of the land.
- The municipality will repair indigent household water leakages if the household has informed the municipality and provided that there is adequate funding in the operational budget. Once in a financial year, with impact on our revenue and water losses.
- The municipality will repair/restore indigent household electricity connection if the electrical department confirm with the Revenue Section.
- The municipality shall subsidize 100 Kwh of electricity to an approved indigent households/ pensioners household/disable household where a resident of the approved households is on a permanent oxygen life-support machine, subject such resident is a client of the Real-Life Commit (Pty) Ltd (NPC) with evidence thereof

The Municipality embarked on an outreach programme throughout the Greater Prince Albert Municipal Area to register residents interested and qualifying for the indigent and subsidy support.

The following table indicates the cost to the Municipality to provide free basic services.

COST TO THE MUNICIPALITY FOR FREE BASIC SERVICES		
SERVICE	NUMBER OF HOUSEHOLDS	COST FOR THE FINANCIAL YEAR
Property Tax	All Households	R 1, 361, 497
Water	1, 230	R 1, 472, 425
Electricity	1, 230	R 1, 153, 660
Refuse Removal	1, 230	R 1, 499, 057
Sewerage	1, 230	R 2, 180, 352
SUB TOTAL		R 7, 666, 991

The cost of these free services is covered by an Equitable Share Grant received from the National Government.

4.1.8 ROADS

The primary road system in the Prince Albert municipal area consists of national and provincial roads. The N1 runs on a northeast-south-westerly axis and carries approximately 3012 vehicles per day. The N12 runs on a north-south axis through Klaarstroom and connects to Oudtshoorn, George, the Southern Cape region and the N2. The N12 carries approximately 780 vehicles per day. Although a national route, it is a provincial road maintained by Province.



All of the towns within the municipal boundary are accessible either by road or by railway. Leeu-Gamka and Welgemoed are primarily accessible by the national railway and the N1 (connecting to the R353) passing through their jurisdictions. Prince Albert and Klaarstroom have no access to railway transportation. The main town of Prince Albert can only be accessed by main roads, e.g., the R328 (46 km from the N1) and R353 (40 km from the N1) and several secondary roads. The town of Klaarstroom can be reached by making use of the N12, R407 and other secondary roads. Secondary roads provide access to the other rural areas within the municipal area. These roads are mostly gravel roads.

Other provincial roads in our area include the:

- R407 that runs on an east-west axis from Willowmore, through Klaarstroom, on to Prince Albert and in a north-westerly direction to Prince Albert Road, where it connects to the N1. This road is paved all the way from Klaarstroom to Prince Albert Road.
- R328 from Oudtshoorn, a gravel road that runs over the Swartberg Pass, connecting with the R407 at Prince Albert.
- R353, a gravel road that runs from Prince Albert northwards to the N1, close to Leeu-Gamka.

The total roads in municipality amount to 1 741.2 kilometres of roads. The total amount of roads comprises of 257.6 (14%) kilometres of surfaced roads and 1 483.6 (85.2%) kilometres of gravel roads. Roads within the municipal urban edges amount to 41.69 kilometres (Klaarstroom, Leeu-Gamka, Prince Albert Road and Prince Albert).

The Swartberg Pass connecting Prince Albert with Oudtshoorn is seen as a provincial heritage site. The Swartberg Pass' repairs commenced during June 2017 and though the work was estimated to take 18 months, the work was completed sooner and the Pass was re-opened in

April 2018, exactly one year after it was damaged. There is a need to upgrade the Swartberg Pass on the side of Oudtshoorn.

The maintenance of the roads within the municipal area remains a challenge with a limited operational budget. The neglect of several years has since culminated in a situation that requires more maintenance and capital expenditure than the limited budget of Prince Albert Municipality can afford. Roads was upgraded in North-End Prince Albert and the main road in Prince Albert was also upgraded under a provincial contract, providing welcome work opportunities within the municipal communities. The provincial road between Prince Albert and Prince Albert Road were also upgraded.

4.2 PLANNING

Spatial Planning and Land Use saw significant changes due to the development of the Land Use Planning Act and the Spatial Planning Land Use Act. These legislative changes required the Municipality to draft a by law on land use planning. Legislative disputes on a national and provincial level resulted in a lengthy consultation process that in the end saw Council Adopting a Planning By-Law in June 2015. Prince Albert Municipality was promulgated as SPLUMA compliant in March 2016 and the Planning By-Law came into effect from 1 March 2016.

The Western Cape Department of Environmental Affairs: Planning is assisting the Municipality with drafting a reviewed Spatial Development Plan. The draft 2021 SDF was tabled to Council on 29 March 2022 and made available to the public for comments. The final document was table to Council on 20 May 2022 and adopted. The SDF also include a capital expenditure framework.

Much has been done to compile a land use register since 1985 to lay the preparation of a new zoning map as part of the SDF review. Much progress has been made with the detection of Illegal land use in collaboration with the local tourism bureau. The operators of illegal land use activities have for the most of it, applied to rectify the matters.

4.2.1 PLANNING TRIBUNAL

At a council meeting held on 14 October 2014, council took a decision to have a single Municipal Tribunal to comply with section 35 of the Spatial Planning and Land Use Management Act 16 of 2013. Attached hereto as Annexure A is the Council Resolution referred to above. Due to insufficient staff with expertise and a professional to oversee the whole process the Tribunal was unfunctional since the inception.

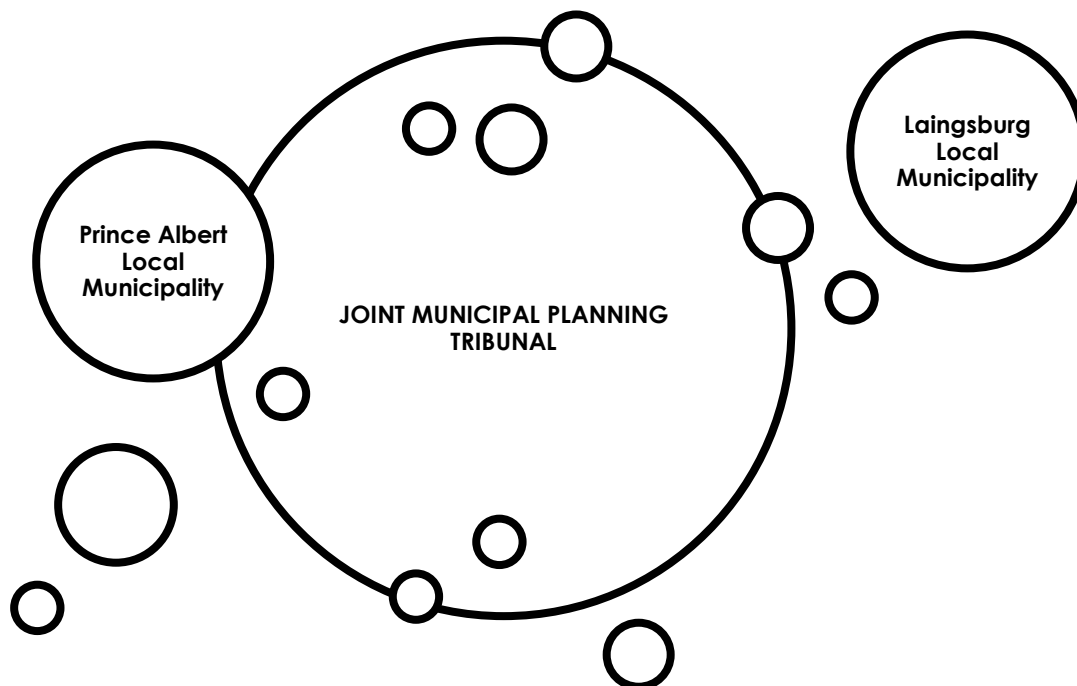
Currently Prince Albert is not in a position to establish and maintain a single Municipal Planning Tribunal, the Laingsburg municipality is also faced with the similar challenge. It is on these grounds that the administration of Prince Albert and of Laingsburg municipality started to facilitate discussions on the establishment of a Joint Municipal Planning Tribunal (JMPT).

The Municipal Planning Tribunal (MPT) is mandatory, every municipality must establish an MPT to determine land use and developments applications within its jurisdiction according to SPLUMA. In terms of section 34 (1) of SPLUMA two or more municipalities may, in writing, agree to establish a JMPT to exercise the powers and perform the functions of a Municipal Planning Tribunal. In a meeting held on the 7 March 2023, the administration of both municipalities endorsed the TOR and MOA for the establishment of a JMPT.

SPLUMA also make provision for certain land use applications to be considered and determined by an Authorised Official (AO) in the employment of the municipality, that has been appointed by Council through a Council Resolution.

The main objective of the JMPT between Prince Albert and Laingsburg Municipality is to provide a pool of planners and relevant experienced profession to serve as an incredible independent and professional authority to responsibly consider and decide on the land development and land use applications submitted by the two municipalities.

The Joint Municipal Planning Tribunal was endorsed by the Prince Albert Municipal Development Services Portfolio Committee at its meeting held on 7 February 2023.



4.2.2 LAND USE DEVELOPMENT

The enforcement of land use saw a significant improvement in the reporting year. The turn-around time of 120 days is not feasible and it was especially difficult to enforce land use principles pertaining house shops. Council approved a deviation option for the parking requirements for business operations whereby an annual fee can be paid in lieu of supplying parking on premises.

The possibility of having a Shared Service Agreement with the Central Karoo District Municipality to use the registered town planner for the Central Karoo has been discussed and must be formalised. Engagements took place with Provincial departments to update a land use register, zoning maps and GIS information. The possibility of establishing a GIS shared service option is investigated.

The enforcement of building control was severely lacking in previous years. The enforcement of building control requirements has not shown significant improvement in the reporting financial year.

The Western Cape Land Use Planning Act, 2015, compels a municipality to adopt a single zoning scheme for its whole municipal area, providing for at least the matters referred to in Section 24 of the Land Use Planning Act. It further states that when a municipality adopts its zoning scheme, the municipality must comply with the Land Use Planning Act and the further minimum requirements as may be prescribed for zoning schemes.

The Prince Albert Municipal Council at its meeting held on 2nd May 2023, adopted the Zoning Scheme By-Law to regulate and control municipal zoning.

The purpose of the zoning scheme is to:

- a) Give effect to the Municipal Spatial Development Framework.
- b) Make provision for orderly development and the welfare of the community.
- c) Determine use rights and development parameters, with due consideration of the principles referred to in the Land Use Planning Act.

The zoning scheme consists of the by-law, the zoning scheme map, and the register. The zoning scheme must be reviewed at least every 10 years.

4.3 LOCAL ECONOMIC DEVELOPMENT AND TOURISM

The purpose of Local Economic Development (LED) is to improve the vibrancy and sustainability of local economies, which will ultimately lead to better living conditions for the majority of the population. LED is not about direct projects with the poor, but more about recognising the scale of this impact by business on poverty levels, and making this even greater. Working directly with the poor is also important but is called social development, not to be confused with Economic Development.

The Prince Albert Municipality acknowledge its Constitutional responsibility towards the development and growth of the local economy. To ensure that the economic interventions and activities across various sectors are directed and aligned towards the systematic and seamless growth of the town's economy, the Municipality adopted a Local Economic and Tourism Development Strategy which serves as a developmental policy guideline to attract new investors and business opportunities.

The LED strategy which was adopted by Council in 2016 has recently been reviewed the implementation of a Participatory Appraisal and Competitive Advantage (PACA) process. PACA is a methodology to prepare and action orientated diagnostic of the local economy.

The PACA process revealed four golden threads that run through Prince Albert's economy:

- The presence of a tourism industry:
- The importance of the natural environment;
- Heritage Buildings
- Adventure and eco-tourism

The importance of tourism to the economy means that when tourism thrives, Prince Albert thrives. Prince Albert town is the primary centre for tourism activity within the municipality. Tourist attractions in the region are associated with heritage, adventure and ecotourism. Prince Albert forms part of the Klein Karoo Wine Route and has numerous game farms and protected areas which collectively attract both national and international tourists to the region.

Areas of natural beauty for tourists include:

- The Swartberg Mountain Range
- Gamkaskloof and Groot Swartberg Nature Reserves, Swartberg, Gamkaskloof and Meiringspoort passes.
- Hiking, trail running and mountain biking
- Thirteen national monuments

The PACA process revealed the need for the Municipality to partner with the tourism industry and local farmers, and to support and empower the industry both for the benefit of the economy and because tourism is a potential creator of new jobs and new opportunities.

The role of the Municipality is to facilitate economic development by creating a conducive environment for business development and unlock opportunities to increase participation amongst all sectors of society in the mainstream economy. Government can obviously not plan or implement LED effectively if the private sector, who is the key driver of a local economy, is not included in such development processes.

The Municipality fostered a positive relationship with Wesgro and facilitated invitations to webinars for business and interested parties on business opportunities and support during Covid-19. The Municipality have worked towards establishing Prince Albert as a film destination, culminating in a film being shot in Prince Albert in September 2021 with an economic influx of 150-200 people for a three-week period.

Economic activity within municipal boundaries is important as it shows the extent of human development and living standards of communities. Although municipalities have no power to increase or decrease taxes in order to stimulate economic activity, there are few levers that local government authorities have control over to contribute to economic performance, including, among others, procurement of goods and services, job creation through expanded public works programmes as well as creating an enabling environment for small businesses.

The Prince Albert Municipality is constantly seeking to form partnerships with stakeholders within and outside of Local Government to address the economic development, tourism, and social issues evident in the Greater Municipal Area. These partnerships are not only aimed at addressing the issues, but to attract more visitors and investors to the Municipal area.

The focal points listed in the Local Economic Development Strategy includes:

- Tourism Development and Marketing Interventions,
- Agriculture Development,
- SMME Development,
- Youth Development,
- Green Economy. Renewable Energy, or Technology, and
- Municipal Sustainable and Clean Governance.

With the assistance from the Department: Municipal Infrastructure Support Agency, a resolution was taken at the quarterly engagements to tackle the Local Economic Development Strategy through focussing on one focal point over a period of three to six months, thus meaning that the implementation of the Local Economic Development Strategy will be taking place in a systematic manner.

As a Municipality situated in a rural area, the Prince Albert Municipality does not always possess of the necessary resources to implement projects, for this reason, partnerships and investors are being followed to assist with the successful implementation of this Strategy. The idea surrounding the implementation, is to not only seek funding, but to gain knowledge on alternative ideas to successfully implement the Strategy.

The individual projects or interventions per focal point, which have been identified are as follows:

FOCAL POINT	PROJECT / INTERVENTION	
TOURISM DEVELOPMENT AND MARKETING INTERVENTIONS	1	Market Prince Albert as a Cultural Heritage Destination
	2	Present and Reposition Prince Albert and Surrounding Areas as the ideal Karoo Tourist Destination (Taste and Feel the Heart of the Karoo)
	3	Develop a single brand identity for Prince Albert
	4	Stimulate the tourism sector through the expansion of a basket of services/destinations and events
	5	Beautification of gateway corridor /access into town on both directions.
AGRICULTURE DEVELOPMENT	1	Emerging Farmer Support
	2	Unlocking full production potential on Treintjiesrivier Farm through the facilitation of partnerships for a win-win solution
	3	Graduates' placement programme (Agriculture)
	4	Schools Agriculture Awareness Programme
	5	Establish Agri-Parks
	6	Household Food Gardens
SMME DEVELOPMENT	1	Formalising of Informal Trading
	2	SMME Support and Capacitation

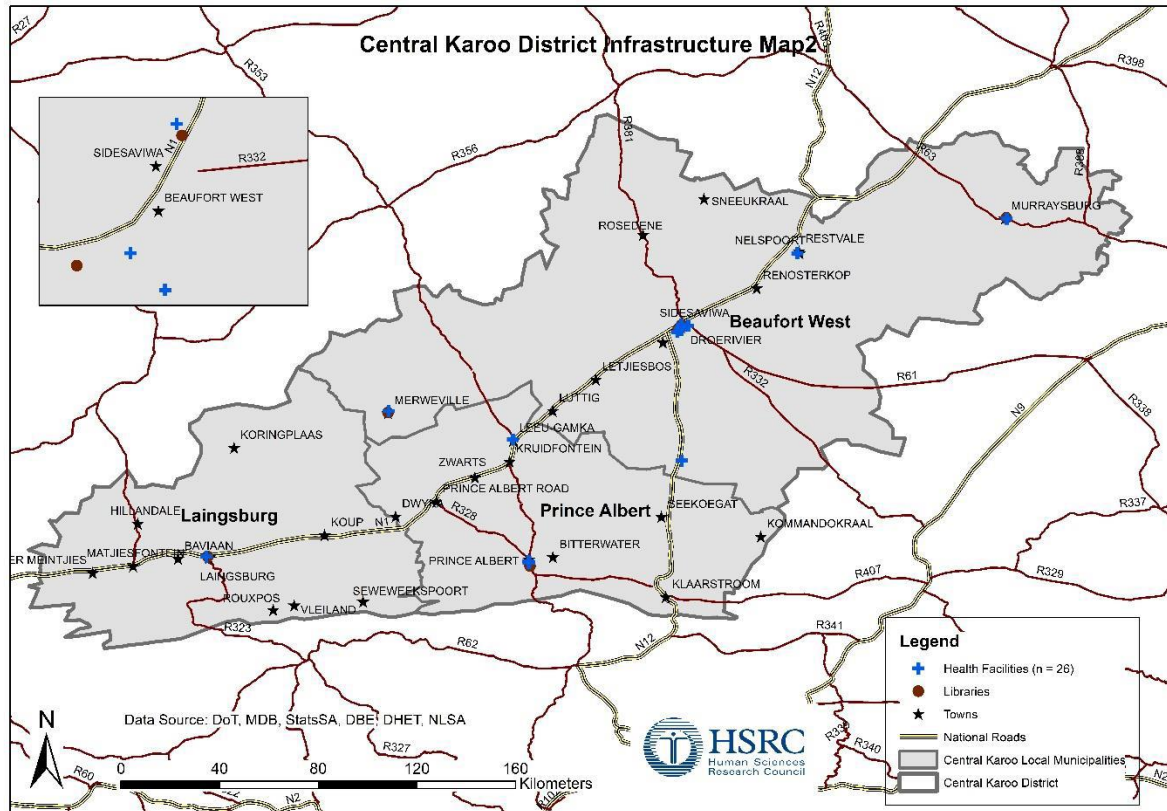
FOCAL POINT	PROJECT / INTERVENTION	
	3	SMME Incubator Programme
	4	Development of Business Infrastructure / Business Hub for SMME's (BEE HIVE CONCEPT)
	5	Truck Overnight Facility [Leeu-Gamka]
	6	Poort Pourri Business and Cultural Village Opportunity
YOUTH DEVELOPMENT	1	Youth Summit
	2	Establish Local Youth Council
	3	Youth Development Programmes
	4	Education and Training Awareness and Support
	5	Alcohol and Substance Abuse Awareness
	6	Thusong Outreach Interventions
GREEN ECONOMY / RENEWABLE ENERGY / TECHNOLOGY	1	Alternative Green Energy
		Develop Solar Energy
		Wind Farms
		Waste to Energy
	2	Low-Income Household Solar Water Solution
3	Recycling Programme – Solid Waste (glass and paper) recycling	
4	Free WiFi	
MUNICIPAL SUSTAINABLE AND CLEAN GOVERNANCE	1	Financial Sustainability
	2	Improve internal municipal capacity to delivery basic service delivery
	3	Reduce Administrative Red-Tape/Examine/Analyse internal policies and procedures

4.3.1 PRINCE ALBERT INNOVATION MAPPING

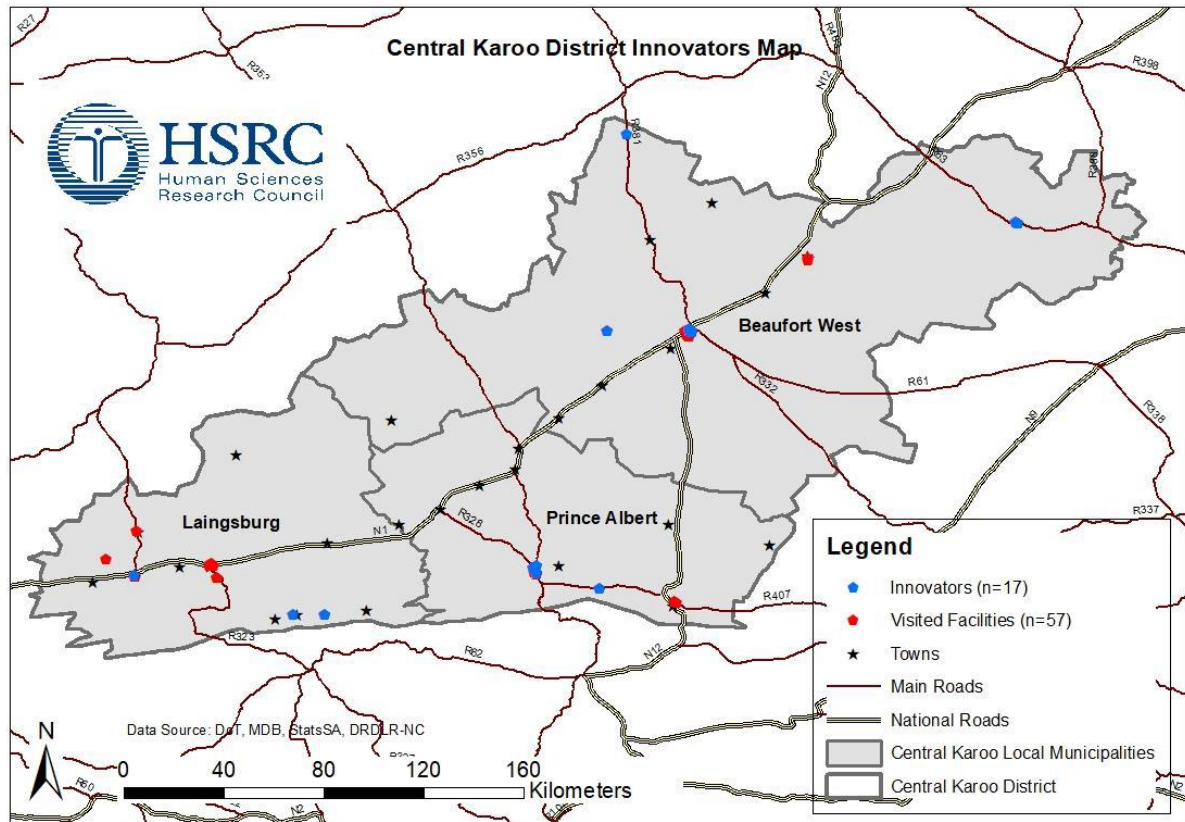
The Human Sciences Research Council has undertaken innovation mapping within the Karoo with the aim to better understand innovation activities, the nature and patterns of interaction among innovation actors as well as the extent of the availability of infrastructure that supports innovation. The [study](#) was commissioned by the Department of Science and Innovation in support of the Karoo Small Town Regeneration Initiative. The study presents key demographics and socio-economic characteristics of the Prince Albert Local Municipality to provide the context for understanding the innovation ecosystem.

The mapping of the innovation landscape began with an assessment of the extent to which Prince Albert Local Municipality is oriented towards innovation for Local Economic Development (LED). Understanding the levels of innovation for LED is crucial, as Prince Albert plays a key role in creating a conducive and supportive environment for innovations and/or innovators to thrive, as part of developmental local government.

Innovation infrastructure analysis was done to assess the extent of the availability of infrastructure that supports or is relevant for innovation in the Karoo region. Innovation infrastructure refers to the physical and organisational structures and facilities that are required for the creation of new knowledge, competency building, as well as the diffusion and exploitation of innovation. This includes basic infrastructure, knowledge infrastructure and information, communication and technology networks which the innovation actors need to flourish. The assessment indicated that Prince Albert has moderate access to basic infrastructure, and limited information or knowledge infrastructure. While there are a number of schools, there are not many institutions of higher education, except a TVET college. The schools have limited computer infrastructure, or access to the internet, and the books found are mostly not related to contemporary science.



Innovation orientation is the knowledge structure that enhances the appreciation of the local economy dynamics, and then provides a knowledge template to develop the required process and to build an organisation's capabilities to pursue innovation driven LED. A rapid content appraisal of key strategic municipal documents was done to determine the level of orientation towards innovation focused LED. The documents that were analysed were the recent and available Integrated Development Plans (IDPs), Local Economic Development (LED) strategies, Spatial Development Frameworks (SDFs), and the annual reports. The Prince Albert Local Municipality is at innovation orientation level 2, which means that innovation is prioritised in LED, and the municipality aims to optimise and make use of innovation in LED interventions.



The above figure shows the location of profiled innovators. In Prince Albert 13 innovation enterprises were interviewed as part of the study. Approximately 40% of enterprises are considered to be innovators. The general trend is that most of the innovative enterprises are mainly located in the urban areas, in the proximity of key infrastructure such as major roads, schools, ICT centres, libraries etc., as the blue dots (showing innovators) often seemed to overlap with the red dots (showing infrastructure) on the map. This emphasises the importance of infrastructure and market potential in stimulating innovation activities. It is however concerning that some of the innovators are located far from urban centres or innovation infrastructure, putting into question the long-term sustainability or potential growth of these innovative enterprises.

The geographical distribution of innovation infrastructure in the Prince Albert LM is relatively good. However, many artillery roads require upgrading and others require construction especially in and near the indigent areas of the municipalities. Access to farms is on gravel roads that stretch for kilometres on end.

There is a high level of networking and information exchange across innovators occurring in the Central Karoo DM. An overwhelming 82% of enterprises reported that they depend on networking for their innovation activities, and their innovation activities were dependent on

their interactions or interlinkages with other enterprises or agencies. In order to promote further networking for innovation within the district and at the regional scale, recognition of the need for continuous engagement in the form of innovation forum is vital. These arranged meetings not only bring together actors from the same industry but actors across different industries and sectors. Additionally, these forums can set a developmental agenda where innovation contributes to the economic and social wellbeing of the district.

4.3.2 SMME DEVELOPMENT

The municipality commences and adopted two projects with a primary focus on small enterprise development. These projects are Klaarstroom Poort Pourri and the Leeu-Gamka Enterprise area. The structures at both facilities were upgraded with municipal funding and while Klaarstroom already have identified a beneficiary group, the Leeu-Gamka project must still go through this process.

The Municipality envisage on hosting a SMME Open Day and Expo in April 2024. The initiative stives to educate, inspire, and empower SMMEs on marketing their products and services, developing, sustaining, managing, and running their small businesses, and discussing imperative aspects to enable funding and access to economic opportunities as well as addressing and targeting issues related to drugs and crime.

This initiative stems from the Local Economic Development Strategy.

The following initiatives were identified during the LED review process:

PROJECT / INTERVENTION	OBJECTIVE	ACTIONS / ACTIVITIES / OUTPUTS	PROJECT LEADER / INITIATOR	SECONDARY AGENT	PA MUN ROLE
Market Prince Albert as a Cultural Heritage Destination	Preserve the established heritage in the historic Town Centre.	<ul style="list-style-type: none"> Upgrading of heritage buildings must be in-line with heritage requirements. Owners of heritage buildings must be encouraged to maintain buildings. Maintenance and upgrading of Museum Building Developed a detailed digital heritage resource system Promote local resident interest in heritage story telling 	Property Owners	DCAS	Facilitation
			Heritage Society	PA MUN	Direct Investment
			PA Tourism Ass.		
Present and Reposition Prince Albert and Surrounding Area as ideal Karoo Tourist Destination (Taste and Feel the heart of the Karoo)	To revitalise tourism image and potential of Prince Albert in an effort to increase GDP of local tourism sector.	<ul style="list-style-type: none"> Enhance tourism website and Official PA Social Media Platforms (Facebook / Twitter etc.) as a single integrated platform to market Prince Albert Website development and design through coordinated effort and facilitation that includes all destinations, businesses and stakeholders Developed a destination marketing campaign, Things to do in Prince Albert and Surrounding Area. 	PA Tourism Ass.	PA MUN Members of tourism Association Owners of businesses linked to tourism development	Partner Direct Investment
Develop a single brand identity for Prince Albert	To maximise the economic value of marketing. To create a common, identify and focus that will investment and development	<ul style="list-style-type: none"> Conceptualise and initiate a process plan to developed a single brand identity for Prince Albert. Initiate stakeholder participation process on the concept Invite proposals on design and adjudicate on final design Launch brand identity, implement and market accordingly. 	PA Municipality	PA Tourism Community Ward Committees CDW's	Facilitation Implementer
Stimulate tourism sector through expansion of basket of services / destination and events	To attract and increase domestic tourist visits	<ul style="list-style-type: none"> Encourage and promote agri-tourism initiatives and developments Promote and Support Arts and Cultural events Promote and encourage local organisations and private individuals to initiate events (sport / arts and culture / Festivals / business etc) 	PA Tourism Private Individuals Local Businesses / Organisations	Community DCAS / DEDAT	Facilitation Coordination
Beautification of gateway corridor / access into town on both directions.	To create a long-lasting impression to visitors of a clean town and environment	<ul style="list-style-type: none"> Addressing illegal dumping and littering along gateway corridor. In collaboration with district road authority control vegetation along gateway corridor Introduce beautification measures unique to area and environment along gateway corridor 	PA MUN	CWP Community District Road Authority	Implementer

PROJECT / INTERVENTION	OBJECTIVE	ACTIONS / ACTIVITIES / OUTPUTS	PROJECT LEADER / INITIATOR	SECONDARY AGENT	PA MUN ROLE
Emerging Farmers Support	Development, Support and Capacitation of Emerging Farmers	<ul style="list-style-type: none"> Facilitate the organising and establishment emerging farmers associations. Provision of technical and infrastructure support to emerging farmers. Facilitate Business model and financial management training to emerging farmers. 	PA MUN DOA – Agriculture Emerging Farmers	DRDLR	Facilitation Coordination Indirect OPEX Investment
Unlock full production potential of Treintjesrivier Farm through the facilitation partnerships for win-win solution	To revitalise farming activity on Treintjesrivier Farm to the beneficiation of emerging farmers, partners and community of Prince Albert	<ul style="list-style-type: none"> Conduct an assessment of status of farm (Assets / Infrastructure / and natural water sources) Develop a practical business model and plan on how to revitalise the farm, including the refurbishment of boreholes, dams and irrigation systems) Search for partners that have an interest to farm and investment in a community development project. 	PA MUN DOA – Agriculture Emerging Farmers	DCS – Correctional Services	Initiator Facillitation Partner Indirect Investment
Graduates' placement programme	To promote mentoring of Agriculture graduates and expand agricultural output.	<ul style="list-style-type: none"> Placement of agriculture graduate in municipal area to work with established farmers and to assist municipality with the Treintjesrivier project. 	DOA - Agriculture	DRDLR	Partner
Schools Agriculture awareness Programme	To promote agriculture amongst young people	<ul style="list-style-type: none"> Initiate annual awareness programme, including visits to farms in collaboration with local schools. Showcase farming best practices and ground breaking achievements during awareness programmes. Educate learners on career opportunities in agriculture 	DOA - Agriculture	PA Mun	Support
Establish Agri-Parks	Ensure food security and establish sustaining economic opportunities for the unemployed	<ul style="list-style-type: none"> Secure and augment existing water sources Identify land suitable to establish Agri Parks Develop business model for in collaboration with DOA. Develop and action plan and commence with public participation on project implementation Identification and training of project beneficiaries Project implementation under mentorship and supervision of Department of Agriculture 	PA MUN DOA - Agriculture	Community DRDLR	Initiator Facilitation Coordination
Household Food Gardens	Ensure food security for vulnerable families	<ul style="list-style-type: none"> DOA to expand household food garden projects. Raise awareness and educate community around importance of self sustaining and food security measures. Identify beneficiaries & provide seedlings and watertanks Monitor progress and ensure continued support 	DOA - Agriculture	Community	Facilitation

PROJECT / INTERVENTION	OBJECTIVE	ACTIONS / ACTIVITIES / OUTPUTS	PROJECT LEADER / INITIATOR	SECONDARY AGENT	PA MUN ROLE
Formalisation of Informal Trading	To create a business environment that embrace informality as part of the second economy in PA To seamlessly integrate SMME'S into historic business zones / hub.	<ul style="list-style-type: none"> Establish informal trading / small business association as coordinating and consultative structure on matters pertaining to informal trading. Developing of Informal Trading Policy and By-law in consultation with informal traders / small business owners. Educate SMME'S on By-law and implement accordingly. Identify and demarcate business zones / spaces for informal trading activity. 	PA MUN	SMME'S	Facilitation Coordination Implement
SMME Support and Capacitation	To capacitate SMME'S through information sharing, network building and training and development	<ul style="list-style-type: none"> Research and analyse the specific needs of SMME'S to define internal barriers and external barriers. Training, business advice and counseling, with programmes for both first-time and existing entrepreneurs. Arrange open day business consulting workshop Municipal Supply Chain workshop on legal compliance matters in relation to tendering and pricing. 	PA MUN SEDA Competition Commission	DEDAT CAPE ACCESS	Facilitation
SMME Incubator Programme	Support new and existing businesses with required skills and knowledge via the utilisation of willing existing businesses and retired professionals.	<ul style="list-style-type: none"> Compile database of businesses that need support Assessment of Support Needed Compile database of businesses and retired professionals who are willing to provide incubator services Design and implement incubator programmes Develop Criteria 	PA MUN SMME'S	Established Business DEDAT	Facilitation
Development of Business Infrastructure / Business Hub for SMME's (BEE HIVE CONCEPT)	To allow for the integration of SMME's into historic economic centre of town	<ul style="list-style-type: none"> Identification of suitable land correctly zoned. Compile business plan to source external funding for construction of BEE HIVES. Develop qualification criteria and consult SMME's Invite applications, adjudicate and launch project 	PA MUN SMME'S	SEFA DEDAT	Initiator Facilitation
Truck Overnight Facility Leeu Gamka	To stimulate SMME Development	<ul style="list-style-type: none"> Finalise rezoning application Initiate public participation process on business model Invite proposals / offers in-line with predetermined criteria Adjudicate business proposals / offers Provide / arrange for mentorship and training 	PA MUN	Ward Committees SMME's	Facilitation Implement
Poorit Pourri Business and Cultural Village Opportunity	To stimulate SMME Development on tourism route	<ul style="list-style-type: none"> Complete upgrading of building 	PA MUN		Implement Direct Investment

PROJECT / INTERVENTION	OBJECTIVE	ACTIONS / ACTIVITIES / OUTPUTS	PROJECT LEADER / INITIATOR	SECONDARY AGENT	PA MUN ROLE
Youth Summit	To create a platform for youth to engage with the municipality around their aspirations and expectations.	<ul style="list-style-type: none"> • Arrange a youth summit • Develop draft youth development framework as outcome of Youth Summit • Youth Development Framework adopted by Youth Council and thereafter by Municipal Council 	PA MUN NGO'S	NGO'S CDW'S	Facilitation Direct OPEX Investment
Establish local Youth Council	To give youth exposure in leadership and governance matters. To take co-responsibility for organising and facilitation of youth programmes	<ul style="list-style-type: none"> • Develop terms of reference for Youth Council • Consult youth on terms of reference. • Call for nominations to serve on youth Council • Finalise process with elections • Launch and Introduce local youth council 	PA MUN	CDW'S	Facilitation
Youth Development Programmes	To capacitate youth with life skills	<ul style="list-style-type: none"> • Facilitate / present workshops on life skills, CV Writing, Interview Preparation • Basic Computer Literacy Skills 	PA MUN DSD – Social Development Cape Access	NGO'S	Facilitation
Education and Training Awareness and Support	To assist and support learners and unemployed youth to access education, training and busary opportunities	<ul style="list-style-type: none"> • Coordinate and arrange education and training exhibitions in collaboration with high schools, NGO and education institutions. 	PA MUN Ward Committees CDW'S	South Cape College	Facilitation
Alcohol and Substance Abuse Awareness	To raise awareness on negative impact of substance	<ul style="list-style-type: none"> • Coordinate and arrange awareness sessions in collaboration with NGO's and government sector departments. • Identify youth role models and ex-criminal offenders to tell their story. 	PA Municipality DCS – Correctional Services	PA Tourism Community Ward Committees CDW's	Facilitation
Thusong Outreach Interventions	Take government services to the people. Improve access to government services	<ul style="list-style-type: none"> • Utilise Community Safety Forum to discuss government services outreach programmes • Ensure outreach programme with expanded basket of services bi-annually 	PA MUN	Thusong Stakeholders	Facilitation Coordination

PROJECT / INTERVENTION	OBJECTIVE	ACTIONS / ACTIVITIES / OUTPUTS	PROJECT LEADER / INITIATOR	SECONDARY AGENT	PA MUN ROLE
Alternative Green Energy Develop Solar Energy Wind Farms Waste to Energy	Develop new energy industries to encourage green growth and sustainable development.	<ul style="list-style-type: none"> Research green energy projects relevant to Prince Albert and identify possible business opportunities and investors Source in expertise through external funding to assist municipality to get policies and by-laws in place as prescribed by legislation and regulatory bodies. 	PA MUN	MISA	Initiator
Low Income Household Solar Hotwater Solution	To access government funded solar geysers for low-income households	<ul style="list-style-type: none"> Request contracted consulting engineering service provider to gister a project for all three towns with the Department of Energy. 	PA MUN	DEO - Energy	Initiator
Recycling Programme- Solid waste (glass and paper) recycling	Recovery of useful materials (eg. Paper, plastic, metals) from waste, to make new products and reducing the amount of raw materials needed	<ul style="list-style-type: none"> Conduct Feasibility Study Identify potential business partners Develop a Business Plan Facilitate workshop with crafters and other interested role-players to design products from waste material Conduct awareness campaign (media, school competitions etc) Identify recycling drop off point Establish SWOP SHOPS through partnerships 	PA MUN Community Business	NGO'S	Initiator
Free Wifi	Free Internet Access for all. Smart City	<ul style="list-style-type: none"> Research and Invite business proposals on smart city development 	PA MUN		Initiator

PROJECT / INTERVENTION	OBJECTIVE	ACTIONS / ACTIVITIES / OUTPUTS	PROJECT LEADER / INITIATOR	SECONDARY AGENT	PA MUN ROLE
Financial Sustainability	To ensure the municipality continue to operate as a going concern	<ul style="list-style-type: none"> Review Municipal Long Term Financial Plan Review budget related policies Implement AG Audit Action Plan Improve financial processes and internal controls to prevent fraud and corruption Intensify credit control and debt collection measures Introduce prepaid and smart metering systems Introduce revenue protection committee Establish drivers license testing station Source in traffic speed camera system 	PA MUN		Implement
Improve internal municipal capacity to delivery basic service delivery	To ensure delivery of municipal services in a sustainable manner.	<ul style="list-style-type: none"> Review strategic risk register Review organisational structure Strengthen / capacitate Supply Chain Management Unit. Develop / Strengthen internal Information Technology capacity. Develop financial plan for the systematic filling of vacant positions critical to improve standard of services and to meet legislative compliance obligations Fully implement individual performance management (cascade to the lowest level) Plan for the systematic replacement of ageing fleet Ensure successful completion of all capital projects 	PA MUN		Implement
Reduce Administrative Red-Tape / Examine / Analysis internal policies and procedures	Develop a business-friendly environment on the foundation of a supportive regulatory and legal framework.	<ul style="list-style-type: none"> Revise regulatory framework where needed and where possible. Regulatory conditions for new business to be revised to make it easy for business to do business in Prince Albert. Developed business incentive package to attract new business to Prince Albert. Public Awareness and Information Sharing on municipal services (Building Control and Land Use Planning Matters) 	PA MUN	Ward Committees CDW'S	Implement

4.3.2.1 INFORMAL TRADERS/ HAWKERS PREMISES (BEEHIVES)

In December 2022, the Prince Albert Municipality submitted a business plan to the Western Cape Government for a project named Informal Trades/Hawkers Premises (Beehives) requesting financial assistance in the form of a grant to fund the project.

The project seeks to enhance SMME’s development in Prince Albert Municipal Area through the creation/development of formal business infrastructure within the centre of the traditional central business district thereby ensuring integration of SMME’s into the mainstream economy of Prince Albert. The project location falls within the integrated precinct as identified in the Municipality’s Spatial Development Framework.

The table below provides an overview of the narrative summary of the project:

Narrative Summary (provided as a guide)	
Project Goal, impact & outcome	<ul style="list-style-type: none"> - The development of the Bee-Hives seeks to empower entrepreneurs from the previous disadvantage area by providing them conducive and affordable business infrastructure / premises in the central business hub of Prince Albert. - - This project will be a game changer for local economic development and will also contribute towards temporary and sustainable job creation. Temporary job creation during construction phase and sustainable jobs through the running of various business by local entrepreneurs. - - Changing livelihoods of local entrepreneurs and local people that will be economically empowered through the work opportunities that will become available.
Project Purpose	To enable seamless integration of local entrepreneurs into the mainstream economy with the formalisation of informal trading area. To empower local entrepreneurs to make a meaningful contribution towards growing the local economy.
Project/Programme Output(s)	Bee-Hives consisting of ten (10) Units constructed from brickwork ranging in size between 16 and 20 square meters per unit

Narrative Summary (provided as a guide)	
Performance Indicators	<ul style="list-style-type: none"> - Securing of Land for the development – Land has already been secured by the Municipality. - Design and determine Scope of Works / Specification of Bee Hives to go out on tender for construction - Advertise tender for construction - Appointment of contractor for construction of Bee Hives - Total allocation of budget spent on development of Bee Hives
Key Inputs/Activities	<ul style="list-style-type: none"> - Land - Funding (External and Internal) - Internal Technical expertise to design Bee Hives, Complete Building Plans - Determination of Scope of Works / Specifications - Drafting of Tender Document

The objective of this project is to increase economic participation of street vendors through creating a community-based activities, this will allow creating entrepreneurial opportunities for residents of Prince Albert to empower them economically and increase their resilience through this project.

Poverty and lack of gainful employment in the rural areas and in the smaller towns drive large numbers of people to the cities for work and livelihood. These people generally possess low skills and lack the level of education required for the better paid jobs in the organised sector. Besides, permanent protected jobs in the organised sector are shrinking hence even those having the requisite skills are unable to find proper employment. The informal sector is the only means for their survival. Hawking is one of the means of earning a livelihood, as it requires minor financial input and the skills involved are low.

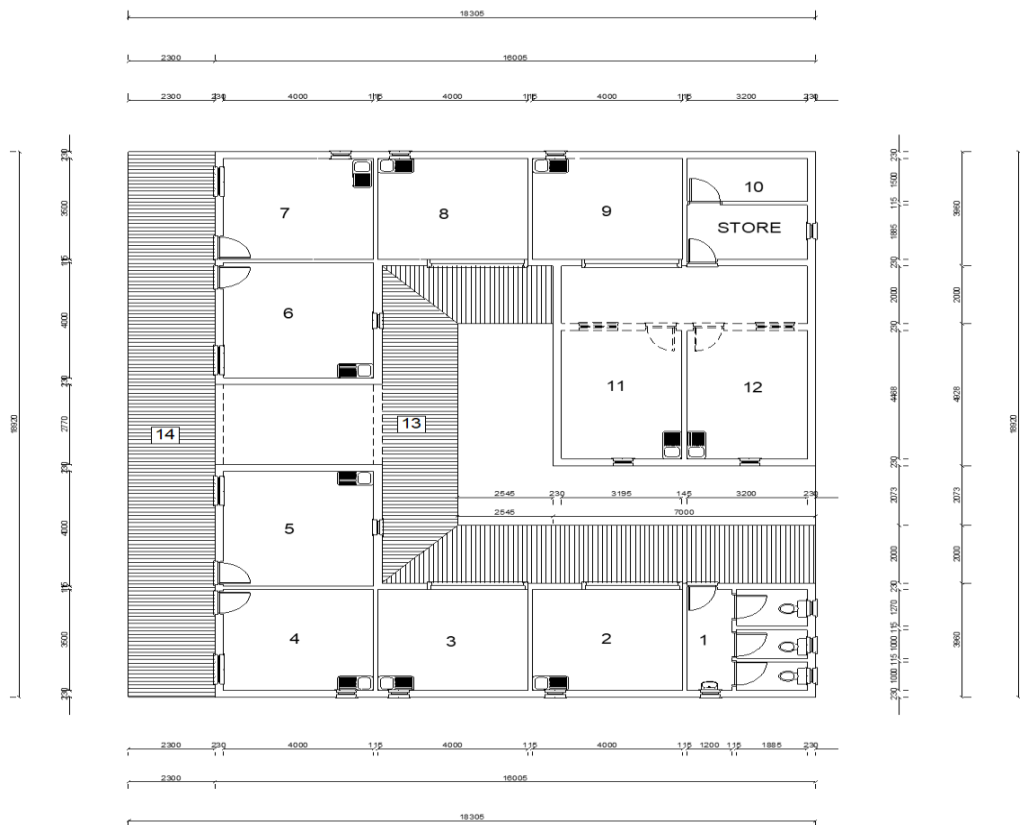
Prince Albert currently does not have a formal premises for hawkers to conduct their business. A piece of land has been identified by the Municipality, in Adderley Street, where the Central Business District (CBD) is also situated. The identified land is strategically placed and the formalisation of the hawker's premises through beehives will ensure that there is integration between the formal businesses and informal businesses.

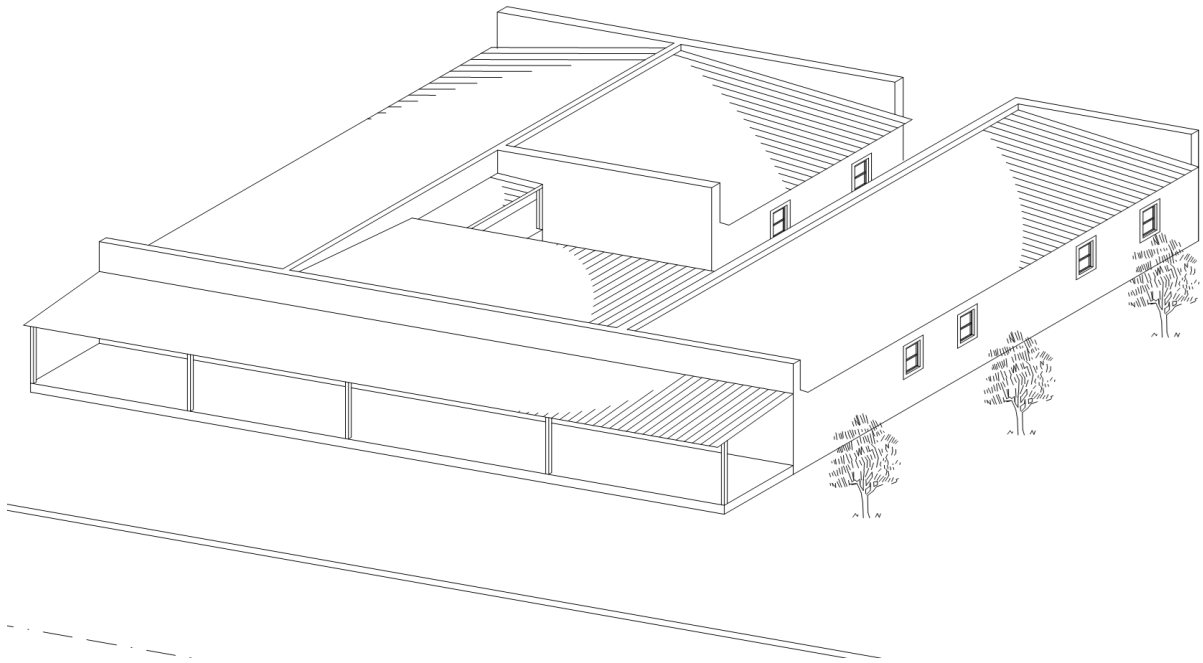
The beehive project will be able to host ten hawkers, which can vary from barber shops, salons, fruit & vegetable vendors, arts & craft stalls, art galleries and locally produced product that is unique to Prince Albert.

The table below provides an overview of the SWOT analysis of the Beehive project:

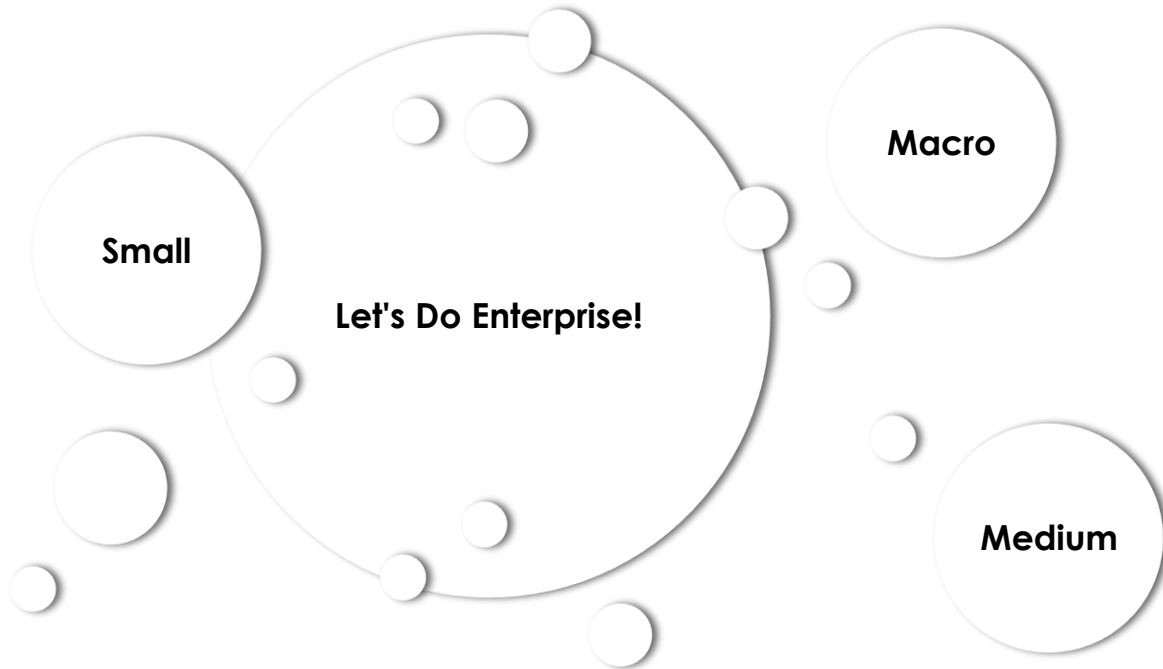
STRENGTHS	WEAKNESSES	OPPORTUNITIES	THREATS
<ul style="list-style-type: none"> • Land is available and secure by Council. • Development of Bee-Hives is supported by the IDP and SDF of the Municipality. • Informal Trading is existent in Prince Albert. • Municipal Co-Funding. • Internal Expertise and Capacity to execute the project. 	<p>The possibility that the project might be delayed by the tender process.</p>	<ul style="list-style-type: none"> • Development of a new business hub for local entrepreneurs. • Job Creation Opportunities • Unlocking new business opportunities. • Opportunity to share in the local economy. 	<ul style="list-style-type: none"> • No control over when funding becomes available. • Limited period to execute the project within this financial year should the funding become available in March 2023.

The figures below illustrate the concept of the project at the Thusong Centre:






The Western Cape Government has approved the funding proposal of the Prince Albert Municipality for the Beehive Project for the 2022/2023 financial year.



4.4 MUNICIPAL FARM TREINTJIESRIVIER

The farm Treintjiesriver (Portion 1 of the farm Damascus No.153 in the Prince Albert area) was purchased in 2005. The farm is situated 6 kilometres west of Prince Albert and has a harsher climatic aspect than properties situated on the east, where river systems are stronger. It is located on the edge of the mountain range and thus includes mountain land as well as “karoo plains”.



The size of the farm is 5580 hectares and includes the following resources, according to the valuation report at the time of purchase.

SUMMARY OF AGRICULTURAL ASSETS

TYPE OF ASSET EXTENT	EXTENT (HA)	VALUATORS ESTIMATED
Irrigated land (lucerne)	7.0	280 000
Irrigated land (cash crops)	1.5	52 500
Dry with potential to irrigate	11.5	57 500
Grazing	5 560.3	3 058 000
Total land value		3 448 000
Accommodation		867 000
Other buildings		336 480
Dams		362 000
TOTAL VALUE		5 013 980

New lease agreements were concluded with the emerging farmers on Treintjiesrivier and the commonage. Workshops were held with the emerging farmers of Prince Albert, Klaarstroom

and Leeu-Gamka to identify assistance required and future objectives. The Municipality provided support to the emerging farmers on the procurement of additional live stock; emergency drought relief and obtaining identifying marks on live stock. The South African Police assisted the Municipality and farmers with the counting of livestock and advised on legal compliance in respect of livestock theft and movements. Two ladies from Treintjiesrivier won the best agricultural garden award in the Western Cape for their garden on Treintjiesrivier. Uncontrolled access and theft remain a big challenge for emerging farmers. The Municipality assigned a task team to investigate the sustainability of optimum use.

In 2022 the Prince Albert Municipality submitted a Comprehensive Agricultural Support Programme (CASP) funding application to the Western Cape Government for Smallholder & Commercial purposes for Treintjiesrivier Farm. The farm intends to diversify into intensive small stock production, and increase carrying capacity through supplementary feeding. This is a plan to enable effective utilization of the limited land and ensure that the farm remains a viable economic unit.

PRIMARY COOPERATIVE LIMITED

In December 2022, the Prince Albert Municipality registered two primary cooperatives with the Companies and Intellectual Property Commission, respectively the Vreugdelus Primary Cooperative Limited in Prince Albert and the Klapperkop Primary Cooperative Limited in Klaarstroom. These two enterprises business commenced in December 2022.

The table below provides an overview of the description of the principal business of the respective cooperatives:

PRIMARY COOPERATIVE	PRNCIPLE BUSINESS
Vreugdelus	Livestock Farming
	Piggery
	Poultry
	Vegetable Production
	Herbs
	Flowers
	Fruit
	Lusern
Klapperkop	Livestock Farming
	Piggery
	Poultry

PRIMARY COOPERATIVE

PRINCIPLE BUSINESS

Vegetable Production

The overarching purpose of a cooperative is to realize the economic, cultural, and social needs of the members of the cooperative, including the community in which it conducts business.

The Municipality, in collaboration with the Department: Agriculture, Land Reform and Rural Development are assisting interested small-scale farmers with the registering of cooperatives.

4.5 COMMUNITY AND SOCIAL SERVICES

4.5.1 LIBRARIES

Libraries are a provincial function and the municipality is performing the function on an agency basis. The function is fully funded by province. There are four libraries within the municipal area, two in Prince Albert, one in Leeu-Gamka and one in Klaarstroom. The libraries are functioning very well and enjoyed an annual circulation of 30 317, with outreaches within the community that included outreaches to the disabled, the aged, schools, etc. The library won the provincial award for the best small municipality in the Western Cape.



The satellite library at the Thusong Centre in Prince Albert to be closer to the community of North-End continued its good performance. The internet access within libraries provides valuable support to persons without these facilities and it is the learners of our local school that are the primary users of these facilities.

4.5.2 CEMETERIES



Five (5) cemeteries, consisting of two (2) in Prince Albert, two (2) in Leeu-Gamka and one (1) at Klaarstroom. At the entrance point to the town of Prince Albert graves are very close to the road. DRC graveyard at risk from floodwater erosion. The Khoekhoen-type graves on Treintjiesriver Farm are on municipal property which is currently used by previously disadvantaged farmers. New

cemeteries are needed for Klaarstroom and Prince Albert. Klaarstroom cemetery has about 53 burial sites available. Discussions were concluded with a farmer and has given permission to the municipality to extent the cemetery onto his land at no cost to the municipality. This will give the municipality at least another three to four years of space. The process to establish a new cemetery needs to



commence within the current financial year to ensure the municipality do not run out of burial space in future. The cemetery in North End has reached capacity. There is still one cemetery left at the Dennebome, who has more than 150 burial sites available and can last for the following three to four years based on the current burial statistics.

4.5.3 ENVIRONMENTAL PROTECTION

4.5.3.1 AIR QUALITY CONTROL

The Air Quality Management Plan for Prince Albert Municipality has been developed to comply with the National Environmental Management: Air Quality Act 39 of 2004 (AQA) which requires Municipalities to introduce Air Quality Management Plans (AQMP) that set out what will be done to achieve the prescribed air quality standards.

As detailed in the AQA a local municipality has two primary statutory obligations with which it must comply and these obligations are:

- designate an Air Quality Officer (AQO); and to
- incorporate an Air Quality Management Plan in its IDP.

At Prince Albert Municipality the Director: Corporate and Community Services is responsible for air quality management. Training needs to be provided to said official to ensure that Air Quality Management enjoys serious priority in the operations and integrated planning of the Municipality. No Air Quality Management Committee was established in the municipal area. As there is limited capacity within the Municipality it is again suggested that a regional Air Quality Management Forum must be established to ensure peer-learning and the sharing of best practices. It will also ensure that Air Quality Management remains on the regional agenda.

The Municipality drafted their Air Quality Management Plan in late 2014 and this was again reviewed during the IDP compilation process.

At present there is no funding set aside to undertake and implement Air Quality Management.

4.5.4 TRAFFIC AND LAW ENFORCEMENT

Law enforcement is performed by two permanent traffic officers who also operate the DTLC and they are supported by one Clerk of the Court. One of the Law Enforcement Officers was appointed as Management Representative of the DLTC. Prince Albert's DLTC only process the following: issuing of learner licenses; renewal of driver's licenses; registration of motor vehicles, renewal of motor vehicles licenses, issuing of Professional Driver Permit (PrDP); issuing of temporary driver's license.

The municipality is in the process of establishing a driving testing centre in the coming financial year. Approval was already granted by the Provincial Department of Public Works. This will ensure that local residents no longer need to go to Oudtshoorn or Laingsburg to pass out for driver's license.

Traffic infringements administration and collections were put out on tender with no successful bidder. The municipality is in the process of procuring a speed camera, Traffic Contravention Management System, Hand held traffic fines device and a new traffic vehicle. These interventions are necessary to ensure that the unit is capacitated in terms of their tools of trade in order to promote road safety and improve income within the unit. GRAP principles require

all traffic fines issued to be calculated as income, while the norm income collected in local government (for traffic fines) reflects only 20%.

4.5.5 FIRE SERVICES

In terms of Schedule 4 Part B of the Constitution, Fire Fighting Services is a municipal function. The Prince Albert Municipality does not have a formal, full-time Fire Services Unit. The Fire Fighting function is coordinated by the Fire Officer in the Municipality, whose position is currently vacant. The municipality has appointed four temporary learner fire fighter



and act as the Fire Services unit of the Municipality. Protective clothing and sufficient equipment remain a challenge for these officials. Fire Services are delivered by means of a vehicle with 2 000 litre water tank and two 600 litre tanks. With the support of the District Municipality firefighting uniforms were obtained. The Municipality will enjoy Hazmatt support from the Central Karoo District Municipality and is engaging with role players on the future deployment of Work on Fire teams within the municipal area to strengthen capacity.

Four new temporary positions were approved on the organogram for learner fire fighter in Leeu-Gamka and Klaarstroom. These positions will be filled once the budget has been allocated.

The Municipality adopted a Disaster Management Plan in June 2014. This plan was reviewed in December 2018, be tabled for review with the draft IDP and will be adopted by Council on May 2022.

4.5.6 DISASTER MANAGEMENT

As per Section 53 (1) of the Disaster Management Act, 57 of 2005 each municipality must:

- prepare a disaster management plan for its area according to the circumstances prevailing in the area;
- co-ordinate and align the implementation of its plan with those of other organs of state and institutional role-players; and
- regularly review and update its plan; and through appropriate mechanisms, processes and procedures established in terms of Chapter 4 of the Local Government Systems Act, 2000 (Act No. 32 of 2000), consult the local community on the preparation or amendment of its plan.

Upon commencement on implementation of the Disaster Management Amendment Act (2015), Section 43 has been amended to include distinct obligations on local municipalities to establish and institutionalize capacity to develop and co-ordinate disaster management plans and the implementation of a disaster management function within the municipality.

The Prince Albert Municipality's Strategic Disaster Management Plan has been drafted as part of the Public Safety strategy, co-ordinated by the Prince Albert Municipality in terms of the Disaster Management Act, 57 of 2002 and will be integrated with all other strategic, tactical and operational Plans and all other relevant Emergency Plans and Procedures and the IDP. Guidelines and strategies by the NDMC, the WVDMC, CKDMC and other relevant authorities are incorporated.

This plan has evolved over the past few years and subsequently the plan has been reviewed and amended to serve as a guiding policy on how the municipality will handle any type of disaster that might occur. When an unforeseen major event occurs which cannot be dealt with on our own, the Disaster Management Plan is activated to manage and mitigate the impact of the event where after partner government departments and service providers are approached for assistance. The costs for disasters are normally covered either by reprioritising the budget or in terms of Sec 29 of the MFMA. The national disaster management framework provides for a phased approach to disaster risk management planning and implementation.

The objective of the Prince Albert disaster management plan is to define and describe the essential elements and procedures at the strategic level and mitigating major incidents or disasters (covering a wide range of hazards and threats, including natural and man-made disasters, service disruptions, domestic terrorist attacks, and other emergencies) and to

ensure a rapid and effective response in case of a major incident or disaster occurrence, that will:

- Save lives,
- Reduce risk exposure,
- Reduce suffering,
- Protect property,
- Protect the environment
- Reduce economic and social losses and
- Provide for the safety and health of all responders.

One of the biggest concerns remains the operations on the N1. SANRAL must be approached to provide financial remuneration in this respect. The Central Karoo District Municipality supports Prince Albert Municipality and provides services as provided for in the relevant legislation. Another risk is illegal electrical connections in houses and backyard dwellings. The Municipality plan to launch door to door visits to inspect electrical connections as a prevention measure. The fire alarm program of provincial government is also investigated for possible implementation in the municipal area.

A community risk assessment was conducted in 2017 by the Provincial Department for risk reductions. The following was highlighted:

DISASTER MANAGEMENT ANALYSIS FOR PRINCE ALBERT MUNICIPALITY HRAVA ASSESSMENT

A hazard, Risk and Vulnerability Assessment (HRAVA) has been performed:		
	Response	Comments:
For the Municipal Area	Yes	As part of the DMP process
The identified disaster risks have been prevented or mitigated through the implementation of risk reduction programmes:		
	Response	Comments:
1.1 For the Municipal Area	Yes	The cleaning of storm water channels by die the PAMUN can be regarded as risk reduction initiatives Fire Hydrants were installed in Prince Albert

DISASTER PREPAREDNESS PLANS

Appropriate disaster preparedness, response and recovery plans have been developed for a risk that cannot be prevented or mitigated. The identified disaster risks have been prevented or mitigated through the implementation of risk reduction programmes:

	Response	Comments:
For the Municipal Area	Yes	<ul style="list-style-type: none"> • Identification of Lead Disciplines and Supporting Disciplines for each identified hazard which has a level of disaster-risk. • Risk-reduction methods incorporated into the integrated project planning activities by all role-players. • Regular Project reviews i.t.o. the validity of risk reduction initiatives; • Staff training to include risk reduction and response requirements; • Preparedness initiatives to include adequate capacity elements comprising of sufficient and trained staff, that there is an excess of minimum of the required standard of equipment available, that the sourcing of supplementary resources has been identified, contingency planning, etc.; • Establishment, equipping and staffing at each of the of the Joint Operations Centre's (JOCs)(for tactical & strategic co-ordination) at the Regional and Provincial Levels and liaison with the National Level, • Establishment, equipping and staffing at Venue Operations Centre's (VOCs) (for pro-active and re-active operational co-ordination) as well as providing for the rapid establishment of any Forward Command Posts (FCPs), where necessary. • The production of the necessary disaster-risk management plans and related Standard Operating Procedures (SOP's) by each Lead Discipline and Supporting Discipline for all identified hazards and support to the drafting of the specific Venue Safety & Security and DM Plan to ensure continuous communication, integration and co-ordination between all the Disciplines involved at each location;

Appropriate disaster preparedness, response and recovery plans have been developed for a risk that cannot be prevented or mitigated. The identified disaster risks have been prevented or mitigated through the implementation of risk reduction programmes:

	Response	Comments:
		<ul style="list-style-type: none"> Regular exercising of crucial aspects of the various DRM and Safety & Security Plans and Procedures which have been developed; Regular inter-disciplinary strategic and tactical planning and communication to ensure overall preparedness and response readiness; Awareness & preparedness i.t.o. disaster risks and their roles, both pro-actively and re-actively, of the surrounding communities.
For projects identified in the IDP	Yes	Part of each project plan

DISASTER MANAGEMENT REQUIREMENTS

The Municipality has instituted the following disaster management requirements:

Requirement	Response	
Established a functional Disaster Management Centre	No	Established at District Level
Appoint a Head of Centre	No	The District Head oversees tasks on an ad-hoc basis
A functional Disaster Management Advisory Forum	No	The CKDM Advisory Forum are being utilized to engage with different stakeholders on a regular basis
A Disaster Management (DM) Plan has been developed	Yes	Date of Adoption: 26 June 2014 Res: 38/14 - reviewed annually
This DM Plan does include Sectoral Plans	Yes	Sector plans form part of the DMP

DISASTER MANAGEMENT FUNCTIONAL SYSTEM

Disaster Management has a functional system that complies with the following:		
Functional System	Response	
GIS data for disaster management	No	PAMUN in collaboration with CKDM are prepared to respond on the event of natural disasters such as fire, floods etc.
Risk reduction planning	Yes	None
Early warning system	Yes	None
Preparedness, response and recovery planning (Generic Plan)	Yes	None
Are these systems linked to:	Response	
Other line functions in the Municipality	No	In process
Other Municipalities	No	
Security Forces (SAPS)	No	
Provincial EMS	No	
Provincial Departments	No	
The National Disaster Management Centre	No	
Comments: Linked to CKDM	No	

DISASTER MANAGEMENT PLAN STATUS QUO

The Municipal Disaster Management Plan is completed, submitted and approved by (answer where applicable):		
Status quo	Response	
Other Municipalities in District Municipal Area	No	In process
District Municipal Disaster Management Centre	Yes	No feedback
Provincial Disaster Management Centre	Yes	Assisted with compilation; no formal feedback

Disasters dealt with during the past IDP Review cycle:		
Hazardous situation	Description	Response
Fires	Vehicle accidents	Fires has been contained with minimal damage to property and loss life
	Structure fires	Fire has been contained with minimal damage to property and loss life

Disasters dealt with during the past IDP Review cycle:

Hazardous situation	Description	Response
	Landfill fires	Fire has been contained with minimal damage to property and loss life

RISK ASSESSMENT OF IDP PROJECTS

Risks Assessment of high risk IDP Projects					
Project Reference	Project Description	Primary & Secondary Stakeholders	Risk Rating	Risk Reduction actions	Comments
Ward 2,3,4	Housing Development	Division: Infrastructure Services	Medium risk	Determine the preparedness of the bulk water & sanitation infrastructure to accommodate these development	Explore alternative water sources and design effective storm water systems as part of the housing development project
Ward 2,3,4	Upgrade Waste water Treatment Plant	Division: Infrastructure Services	High risk	Upgrading of bulk infrastructure	Minimise the risk of pollution to the estuary which will compromise environmental integrity and subsequently have negative impact on tourism
Ward 2,3,4	Upgrade storm water systems	Division: Infrastructure Services	High risk	Prevention & Mitigation	It will minimise the risk of flooded houses in the area

The possible risk which the Prince Albert Municipality are faced with in respect of disaster management include the following, but is not limited to:

- Disruption of Electricity Supply / Power Failure (sustained)/ Cable theft (communication)
- Road Traffic Incident, incl. Road Transportation Disruption/Blockades/Traffic Congestion
- Disruption of Water Supply
- Drought
- Extreme Weather
- Floods
- Desertification / Loss of Biodiversity
- Disruption of Sanitation & Storm water Systems
- Disruption of Solid Waste Removal Services
- Epidemic / Major Infectious Disease Outbreak, incl. Food Safety issues
- Environmental Pollution – Ground / Air / Water
- Disruption of Commercial or Governmental Activities
- Hooliganism / Civil Unrest / Rioting / Public Disorder
- Snowfalls
- Windstorms
- Hazmat Incident or Chemical or Biological Agents' or Radio-active Materials' (CBR) Release / Rail incident
- Fire – Structural Effects of Pyrotechnics
- Rail Incident
- Hydraulic Fracturing (Fracking)
- Structural Collapse
- Bomb Threat / Hostage-taking
- Bombing / Explosion / Terrorism
- Predator
- Earthquake
- Fire – Veld
- Aircraft Incident
- Petrol Depots
- Closing of N1
- Closing of Swartberg Pass
- Closing of Meiringspoort
- Xenophobia

The following disaster risks are quantified below in reference to probability rating, potential impact rating and risk rating.

Combined Disaster-Risk Profile Quantification - Assessment & Vulnerability for Each Hazard - Initial HRAVA, Conducted Prior To Any Special Risk Reduction Efforts Being Undertaken.					
Hazard	Lead Discipline	Probability Rating	Potential Impact Rating	Risk Rating	Vulnerable areas/ Populations
Road Traffic Incident, incl. Road Transportation Disruption/Blockades/Traffic Congestion- High	Prov. Traffic, Municipal Traffic, SANRAL, FBS Muni, SAPS, EMS, <u>Support:</u> Social Development	4	3	7	Hospitals, Transport Systems- N1, R407, R327; N12
Disruption of Water	PA Municipality	3	4	7	All Towns and some farms.
Disruption of Electricity Supply / Power Failure (sustained)/ Cable theft (communication) – High	Eskom; Prince Albert Muni;	4	3	7	Agricultural areas (Farming communities); All Municipal areas.
Road Traffic Incident, including Road Transportation Disruption/ Blockades / Traffic Congestion	Municipal Traffic, SAPS, Provincial Traffic	4	3	7	All arterial routes, especially, Transport Systems- N1, N12, R61
Floods	All Municipalities;	3	4	7	Towns (Communities); Schools; Transport Systems- N1, N12,

Combined Disaster-Risk Profile Quantification - Assessment & Vulnerability for Each Hazard - Initial HRAVA, Conducted Prior To Any Special Risk Reduction Efforts Being Undertaken.

Hazard	Lead Discipline	Probability Rating	Potential Impact Rating	Risk Rating	Vulnerable areas/ Populations
	Disaster management; Agriculture; SANRAL; SAPS; EMS; Provincial & Municipal Traffic; Dept. Education.				R61; Agricultural community.

SUMMARY OF EMERGENCY RESPONSE STRATEGY

- Development of the Strategic Disaster Risk Management Plan and Safety & Security Plans for the whole area of Prince Albert Municipality, as well as the special Venue DRM Plans and other contingency plans, as identified – these Plans will be integrated into the CKDM Municipal Disaster Management Plan to ensure a “seamless” response to all Incidents occurring in Prince Albert Municipality’s jurisdiction.
- Ensure implementation of all line function Disciplines’ Emergency Response Plans and SOPs; Recruitment and training of supplementary staff by all Disciplines, including volunteers for identified functions;
- Testing and training through desktop and physical exercises of the Disaster Response and Relief Plans;
- Installation and testing of adequate inter-agency communications systems and the equipping of a Control Centre at the District and staff to allow for tactical and operational communications;
- Activation of the PA Municipality Joint Operations Centre, CKDM and the Provincial Safety & Security JOC (ProvJOC), with representation of by all Role-players at the strategic level, allowing for continuous monitoring of the prevailing situation and for immediate facilitation of adequate response to any major incident and for resource supplementation as required.

EMERGENCY EVACUATION OF A DISASTER AREA

Emergency response to many of the hazards which have been identified as having a possible disaster risk, will differ although the respective responses to these hazard occurrences may have common responses i.e., the possible requirement for either a partial or full evacuation of the area which has been, or which might still be, affected by hazard (called the Incident Site).

The following sites have been identified in the respective towns to evacuate residents to:

AREA	AVACUATION SITE
Prince Albert	Sydwell Williams and Odendaal Hall
Leeu-Gamka	Community Hall
Klaarstroom	Community Hall

4.5.7 SPORT AND RECREATION

This component includes: community parks; sports fields; sports halls; stadiums; swimming pools; and camp sites.

The people in the Prince Albert Municipality are very passionate about sport in general and the discussion of this topic was particularly prevalent during the public participation process of the IDP where communities in nearly all wards demonstrated the high priority, they put on sport facilities and sport development programmes. There are a number of sport facilities in the Prince Albert Municipal area which accommodate a number of sport codes and some are better developed and equipped than others. The better developed sport facilities such as Odendal field are located in North End of Prince Albert, whilst smaller facilities are located in Leeu-Gamka and Klaarstroom. The Klaarstroom and Sydwell Williams sport facilities are currently under rehabilitation. The drought conditions have severely impacted on the maintenance of the fields. The Leeu-Gamka sports field is in an acceptable state, whilst the ablution facility needs maintenance. The upgrading of sport facilities remains a major challenge for The Prince Albert Municipality simply because it has to compete with other pressing priorities during the budgeting process.

Sporting codes in the area include rugby, soccer, athletics, tennis, netball, dominoes, chess, and indigenous games. The Municipality maintains a rugby field and netball field in Klaarstroom; two rugby fields (only one in operation), three tennis courts also used as netball

fields and a netball field in Prince Albert and one rugby field and one netball field in Leeu-Gamka. The rugby field doubles as soccer fields in the area, resulting in over utilisation of the fields. There is a dire need to develop a track field in Prince Albert and soccer fields in Klaarstroom, Prince Albert, and Leeu-Gamka.

A half-Olympic swimming pool project was completed in Prince Albert during September 2017 and is currently operational.

The Municipality maintains several parks and open spaces for the utilisation of their communities. These include one children's park in Leeu-Gamka and one adult park with braai facilities; three children parks in Prince Albert with one Adult Park in Prince Albert and one children's park in Klaarstroom with adult braai facilities at the sports field in Klaarstroom.

The establishment and upgrade of two parks for Leeu-Gamka, one for Klaarstroom and three for Prince Albert were completed in the 2020/21 year. This was done in a labor-intensive manner to support poverty alleviation and combat unemployment.

CHAPTER 5: WARD - BASED PLANNING

5.1 WARD NEEDS ANALYSIS

This chapter outlines the various service delivery and community development needs as identified during the IDP public engagement process. Fundamental to the prioritisation of needs for funding and budget consideration is the fact that under the Fifth Generation IDP Ward Committees are afforded the opportunity to identify ward-based projects that will directly be funded from the annual available Cash Reserve Ratio (CRR) funds.

The following needs, aligned to the Strategic Objectives must be implemented via projects for the various Wards in the Greater Prince Albert Municipal Area:

5.1.1 WARD 1: NEEDS ANALYSIS

WARD 1: LEEUE-GAMKA, BITTERWATER, PRINCE ALBERT ROAD & SURROUNDING FARMS			
STRATEGIC OBJECTIVE	DESCRIPTION OF INPUT	WARD /AREA	RESPONSIBLE DIRECTORATE
SO4 To provide quality, affordable and sustainable services on an equitable basis	INTEGRATED HUMAN SETTLEMENTS		
	Implementation of a GAP Housing project	Leeue-Gamka	Infrastructure Services
	Development of low-cost housing	Bitterwater	Infrastructure Services
	Conclude formal transfer of Transnet houses to PAM	Ward 1	Municipal Manager
	Title deed restitution	Ward 1	Corporate and Community services
WATER PROVISION			

WARD 1: LEEU-GAMKA, BITTERWATER, PRINCE ALBERT ROAD & SURROUNDING FARMS				
STRATEGIC OBJECTIVE	DESCRIPTION OF INPUT	WARD /AREA	RESPONSIBLE DIRECTORATE	
	Improve water quality	Ward 1	Infrastructure Services	
	Upgrading of water reticulation system	Prince Albert Road/ Newton Park	Infrastructure Services	
	SLA for use of Transnet borehole	Leeu-Gamka	Corporate and Community Services	
	SANITATION AND SEWERAGE			
	Upgrading of waste water treatment works	Ward 1	Infrastructure Services	
	Establishment of ablution facilities at cemetery	Leeu-Gamka/ Bitterwater	Infrastructure Services	
	Eradication of bucket system	Leeu-Gamka	Infrastructure services	
	Repair of leaking toilets	Leeu-Gamka	Infrastructure Services	
	Toilets to be connected to houses	Leeu-Gamka	Infrastructure Services	
	Generators to combat loadshedding at sanitation collection point	Bitterwater	Infrastructure Services	
	WASTE MANAGEMENT			
	Enforcement of by-law on Illegal dumping,	Ward 1	Corporate and Community services	
	Establishment of a recycling project	Ward 1	Infrastructure Services	
	More refuse bags and bins	Ward 1	Infrastructure service	
	Uninterrupted refuse removal	Ward 1	Infrastructure Services	

WARD 1:

LEEU-GAMKA, BITTERWATER, PRINCE ALBERT ROAD & SURROUNDING FARMS

STRATEGIC OBJECTIVE	DESCRIPTION OF INPUT	WARD /AREA	RESPONSIBLE DIRECTORATE
	Suitably equipped vehicle to remove refuse	Ward 1	Infrastructure Services
	Possible waste to energy project	All wards	Infrastructure services
ROADS & STREETS			
	Installation of a Traffic Robot to calm traffic on N1	Ward 1	Infrastructure Services
	Paving of all streets incl. Sidewalks & Speed humps	Ward 1	Infrastructure Services
	Upgrade: Road Signage	Ward 1	Infrastructure Services
	Improve quality of roads and cleanliness of roads	Ward 1	Infrastructure Services
	Speed enforcement in the 80-zone in Leeu-Gamka	Ward 1	Corporate and Community Services
STORM WATER			
	Planning for proper storm water networks	Ward 1	Infrastructure Services
	Implementation of storm water projects	Ward 1	Infrastructure Services
ELECTRICITY			
	Installation of street lights incl. Newton Park & sStation, Mountain View and Adult Park	Ward 1	Infrastructure Services
	Installation of lights along the N1	Ward 1	Infrastructure Services
	Electricity supply unstable	Ward 1	Infrastructure Services
	Implementation of a solar geyser project	Ward 1	Infrastructure Services
	Repairing of non-working high mass lights where required	Ward 1	Infrastructure services
	Develop an energy renewal project	Ward 1	Corporate and Community services
	Development of an integrated Energy master plan	Ward 1	Infrastructure Services

WARD 1: LEEU-GAMKA, BITTERWATER, PRINCE ALBERT ROAD & SURROUNDING FARMS			
STRATEGIC OBJECTIVE	DESCRIPTION OF INPUT	WARD /AREA	RESPONSIBLE DIRECTORATE
	BASIC SERVICE DELIVERY		
	Installation of all basic services	Prince Albert Road/ Newton Park/ Farms	Infrastructure Services
	Purchase new fleet to provide services	Ward 1	Infrastructure services
	Cost effective and safe transport system for scholars	Ward 1	Infrastructure Services
	Establishment of a day hospital	Ward 1	Corporate and Community services
	Establishment of a post-office	Bitterwater	Corporate and Community services
	Establishment of a Municipal Depot at Leeu-Gamka	Bitterwater	Infrastructure Services
	Improve Thusong Mobile services (increase)	Ward 1	Corporate and Community services
	Improve the water reticulation network	Ward 1	Infrastructure Services
	Establish a new cemetery	Ward 1	Corporate and Community Services
	Improve the quality of water	Ward 1	Infrastructure Services
Fans/air conditioning in the community hall	Bitterwater	Corporate and Community services	
	ECONOMIC DEVELOPMENT		
Facilitate economic opportunities for local entrepreneurs/ businesses/SMME Support	Ward 1	Corporate and Community services	

WARD 1: LEEUE-GAMKA, BITTERWATER, PRINCE ALBERT ROAD & SURROUNDING FARMS			
STRATEGIC OBJECTIVE	DESCRIPTION OF INPUT	WARD /AREA	RESPONSIBLE DIRECTORATE
SO2 To stimulate, strengthen and improve the economy for sustainable growth.	Shopping Centre/ Supermarkets	Bitterwater	Corporate and Community services
	Register small businesses, contractors and caterers	Ward 1	Corporate and Community services
	Development of a business zone`s along the N1	Ward 1	Infrastructure Services
	Support programmes for emerging farmers	Ward 1	Corporate and Community services
	Incorporate Ward 1 in tourism strategy and initiatives	Ward 1	Corporate and Community services
	Bigger EPWP allocation	Ward 1	Corporate and Community services
	Establishment of a Truck Stop	Leeue-Gamka [Ward 1]	Corporate and Community services
	Support to Olive project, Vyebossie to upgrade equipment	Ward 1	Corporate and Community services
	Reduce unemployment rate	Ward 1	All
	Avail 3 Ha of land for vegetable gardening	Ward 1	Corporate and Community services
Avail land for crèche in neighbourhood	Ward 1	Corporate and Community services	
SO6	HEALTH AND WELFARE		

WARD 1: LEEU-GAMKA, BITTERWATER, PRINCE ALBERT ROAD & SURROUNDING FARMS				
STRATEGIC OBJECTIVE	DESCRIPTION OF INPUT	WARD /AREA	RESPONSIBLE DIRECTORATE	
To commit to continuous improvement of human skills and resources to delivery effective services.	Increase doctor visits and visits of health workers	Ward 1	Corporate and Community services	
	Improved access to ambulances	Ward 1	Corporate and Community services	
	Shelter for patients awaiting EMS	Ward 1	Corporate and community	
	Improve clinic service	Ward 1	Corporate and Community services	
	Implement Sub-stance Abuse programmes	Ward 1	Corporate and Community services	
	Implement HIV/AIDS awareness programmes	Ward 1	Corporate and Community services	
	Implement awareness campaigns on teenage pregnancies	Ward 1	Corporate and Community services	
	EDUCATION & SKILLS DEVELOPMENT			
	Extension of the school to Grade 12 (High School)	Ward 1	Corporate and Community services	
	Support programmes to emerging farmers	Ward 1	Corporate and Community services	
	Facilitation of skills development programmes (soft & hard skills)	Ward 1	Corporate and Community services	
	Establishment of crèches	Prince Albert Road	Corporate and Community services	

WARD 1: LEEU-GAMKA, BITTERWATER, PRINCE ALBERT ROAD & SURROUNDING FARMS				
STRATEGIC OBJECTIVE	DESCRIPTION OF INPUT	WARD /AREA	RESPONSIBLE DIRECTORATE	
SO3 To promote the general standards of living	Re-location of current crèche	Bitterwater	Corporate and Community services	
	Land for the establishment of an AET Centre	Bitterwater	Corporate and Community services	
	Mobile Thusong to advise matriculants about career choices	Bitterwater	Corporate and Community services	
	SPORT & RECREATION			
	Establishment of an Indoor Youth Centre	Ward 1	Corporate and Community Services	
	Installation of lights on the sport fields	Ward 1	Corporate and Community Services	
	Upgrade of ablution facilities	Ward 1	Corporate and Community Services	
	Roll out of sport development programmes for the youth	Ward 1	Corporate and Community Services	
	Community entertainment programmes	Ward 1	Corporate and Community Services	
	Upgrade of sporting facilities including flood lighting, pavilions, shading, access control, fields and courts of netball and tennis	Ward 1	Corporate and community services	
	Renovation of the Bitterwater Community Hall, repair chairs, tables, kitchen equipment and air conditioning, and fans	Bitterwater	Corporate and Community Services	

**WARD 1:
LEEU-GAMKA, BITTERWATER, PRINCE ALBERT ROAD & SURROUNDING FARMS**

STRATEGIC OBJECTIVE	DESCRIPTION OF INPUT	WARD /AREA	RESPONSIBLE DIRECTORATE	
	Installation of a swimming pool	Leeu-Gamka/ Bitterwater	Corporate and Community Services	
	Sporting community festivals	Ward 1	Corporate and Community services	
	Capacity Building programmes for Sport forum	Ward 1	Corporate and Community Services	
	Sport Club Development	Ward 1	Corporate and Community Services	
	Strengthening MOD Centre`s	Ward 1	Corporate and Community Services	
	Fencing of sport facilities	Ward 1	Corporate and Community Services	
	Lighting at Adult Park	Ward 1	Infrastructure Services	
	Upgrade of sport facilities with four toilets, a gym on the sport field, pavilions with shade, athletic field and general upkeep of field	Ward 1	Corporate and Community Services	
	SAFETY & SECURITY			
	Improve SAPS services	Ward 1	Corporate and Community Services	
Ensure adequate resources for Community Police Forums, Neighbourhood watch	Ward 1	Corporate and Community services		

WARD 1: LEEU-GAMKA, BITTERWATER, PRINCE ALBERT ROAD & SURROUNDING FARMS				
STRATEGIC OBJECTIVE	DESCRIPTION OF INPUT	WARD /AREA	RESPONSIBLE DIRECTORATE	
SO1 To promote sustainable integrated development through social and spatial integration that eradicates the apartheid legacy	Awareness campaigns i.t.o utilising the pedestrian crossing sub-way	Leeu-Gamka/ Bitterwater	Corporate and Community services	
	Youth and Religion for safety Holiday Programme	Ward 1	Corporate and Community services	
	Establishment of a Community Safety Kiosks	Bitterwater/ Prince Albert Road	Corporate and Community services	
	Improve security at transfer stations and landfill sites	Bitterwater/ Prince Albert Road	Corporate and Community services	
	Mobile station in Prince Albert Road, especially during peak hours	Prince Albert Road	Corporate and Community services	
	ENVIRONMENTAL MANAGEMENT			
	Erosion caused by storm water	Ward 1	Infrastructure Services	
	Upgrade of storm water	Ward 1	Infrastructure Services	
	Allocate land for churches and business	Ward 1	Infrastructure Services	
	Implementation of an effective programme for the eradication of alien vegetation (Working for Water)	Ward 1	Corporate and Community services	
	Clean up operations			
	Name change of the municipality	Bitterwater	All	
	Establishment of a recycling project	Ward 1	Corporate and Community services	
Establishment of litter bins in community	Ward 1	Infrastructure services		

WARD 1: LEEU-GAMKA, BITTERWATER, PRINCE ALBERT ROAD & SURROUNDING FARMS			
STRATEGIC OBJECTIVE	DESCRIPTION OF INPUT	WARD /AREA	RESPONSIBLE DIRECTORATE
GOOD GOVERNANCE: COMMUNICATION			
S07 To enhance participatory democracy	Strengthen Ward Committees (Capacity Building)	Ward 1	Corporate and Community services
	Strengthening the CDW programme	Ward 1	Corporate and Community services
	Improve cell phone networks & 3G coverage	Ward 1	Corporate and Community services
	Ensure that timeous feedback on complaints / input received are supplied to residents	Ward 1	Corporate and Community services
	WIFI access to all users	Ward 1	Corporate and Community services

5.1.2 WARD 2: NEEDS ANALYSIS

WARD 2: PRINCE ALBERT SOUTH, KLAARSTROOM, PRINCE ALBERT VALLEY, SEEKOEKAT AND SURROUNDING FARMS			
STRATEGIC OBJECTIVE	DESCRIPTION OF INPUT	WARD /AREA	RESPONSIBLE DIRECTORATE
SO4 To provide quality, affordable and sustainable services on an equitable basis.	INTEGRATED HUMAN SETTLEMENTS		
	Implementation of a GAP Housing project	Ward 2	Infrastructure Services
	Development of low-cost housing	Ward 2	Infrastructure Services
	Solar panels in informal settlement in Klaarstroom	Ward 2	Infrastructure Services
	WATER PROVISION		
	Increase water storage (reservoir) & Water Management	South End and Klaarstroom	Infrastructure Services
	Replace asbestos pipeline with PVC pipe	Ward 2	Infrastructure Services
	Implementation an investment programme to evaluate carrying capacity of the Dorps river	South End	Infrastructure Services
	Develop an Water infrastructure replacement plan	Ward 2	Infrastructure Services
	Review: Water Services Development Plan	Ward 2	Infrastructure Services
	Undertake a water audit	Ward 2	Infrastructure Services
	SANITATION AND SEWERAGE		
	Upgrading of waste water treatment works	Ward 2	Infrastructure Services
	Establishment of ablution facilities in Town and Klaarstroom	South End	Infrastructure Services
	Connecting South End to the main sewerage system	South End	Infrastructure Services
	Installation of in-house toilets in KS	Klaarstroom	Infrastructure Services
	WASTE MANAGEMENT		

WARD 2:

PRINCE ALBERT SOUTH, KLAARSTROOM, PRINCE ALBERT VALLEY, SEEKOEGAT AND SURROUNDING FARMS

STRATEGIC OBJECTIVE	DESCRIPTION OF INPUT	WARD /AREA	RESPONSIBLE DIRECTORATE
	Enforcement of by-laws	Ward 2	Corporate and Community Services
	Expansion and improved management of the Landfill site	Ward 2	Infrastructure Services
	Improve recycling project	Ward 2	Infrastructure services
	Upgrading of the sewage works	Klaarstroom	Infrastructure Services
ROADS & STREETS			
	Upgrade: Road Signage	South End	Corporate and Community Services
	Repair potholes and maintain all roads	Ward 2	Infrastructure services
	Maintain pavements	Ward 2	Infrastructure Services
	Establish 40 km speed limit in Church Street and main road Klaarstroom	Ward 2	Infrastructure Services
	Review: Integrated Transport Plan	Ward 2	Infrastructure Services
	Reseal of Queekvalleij estate road	Ward 2	Infrastructure Services
	Pave/ tar of Fairbairn Avenue	Ward 2	Infrastructure Services
	Tar/ pave of all Roads in Klaarstroom	Ward 2	Infrastructure Services
	Upgrade of road at Spar retailer	Ward 2	Infrastructure Services
	Zebra crossing apposite SPAR	Ward 2	Infrastructure Services
	Speed calming devices on de Beer Street	Ward 2	Infrastructure Services
STORM WATER			
	Planning for proper storm water networks & management	South End	Infrastructure Services

WARD 2:

PRINCE ALBERT SOUTH, KLAARSTROOM, PRINCE ALBERT VALLEY, SEEKOEGAT AND SURROUNDING FARMS

STRATEGIC OBJECTIVE	DESCRIPTION OF INPUT	WARD /AREA	RESPONSIBLE DIRECTORATE
SO6	Implementation of storm water projects	Ward 2	Infrastructure Services
	ELECTRICITY		
	Resume the solar geyser project	Ward 2	Infrastructure Services
	Repairing of non-working street lights where required	Ward 2	Infrastructure Services
	Develop an Electricity infrastructure replacement plan	Ward 2	Infrastructure Services
	Minimise electricity supply fluctuations	Ward 2	Infrastructure Services
	Development of an integrated Energy master plan	Ward 2	Infrastructure Services
	BASIC SERVICE DELIVERY		
	Support for upgrading of bulk infrastructure	Ward 2	Corporate and Community services
	Putting up of proper road traffic signage where required	Ward 2	Corporate and Community services
	Establishment of Animal impoundment facility	Ward 2	Corporate and Community services
	Ensure streets and municipal buildings are disabled/ elderly friendly	Ward 2	Corporate and Community Services/ Infrastructure services
	Ensure accurate meter readings and billing	Ward 2	Dept of Finance
	Connect septic tanks to sewerage network	Ward 2	Infrastructure services
	ECONOMIC DEVELOPMENT		

WARD 2: PRINCE ALBERT SOUTH, KLAARSTROOM, PRINCE ALBERT VALLEY, SEEKOEGAT AND SURROUNDING FARMS			
STRATEGIC OBJECTIVE	DESCRIPTION OF INPUT	WARD /AREA	RESPONSIBLE DIRECTORATE
To stimulate, strengthen and improve the economy for sustainable growth.	Facilitate economic opportunities for local entrepreneurs/businesses/SMME Support	Ward 2	Corporate and Community services
	Reduce unemployment rate	Ward 2	Corporate and Community services
	Implement catalyst economic development projects such as SMART gardening, Agri Parks and Dry Fruit Facility and plantation	Ward 2	Corporate and Community services
	Improved utilisation of the Tourism Information Office	Ward 2	Corporate and Community services
SO2	HEALTH AND WELFARE		
To commit to continuous improvement of human skills and resources to delivery effective services	Access to people with disabilities	Ward 2	Infrastructure Services
	Reaction time of EMS too long	Ward 2	Corporate and Community services
	More toilet facilities in Informal settlement	Ward 2 – Klaarstroom	Corporate and Community services
	Improved communication between clinic, hospital, transport and patients – possible cellphone allowance	Ward 2	Corporate and Community services
	Transportation needs for surrounding farm workers to hospital and clinic	Ward 2	Corporate and Community services
	Promote programs on safe and healthy living including substance abuse, family planning etc.	Ward 2	Corporate and Community services

WARD 2:

PRINCE ALBERT SOUTH, KLAARSTROOM, PRINCE ALBERT VALLEY, SEEKOEGAT AND SURROUNDING FARMS

STRATEGIC OBJECTIVE	DESCRIPTION OF INPUT	WARD /AREA	RESPONSIBLE DIRECTORATE
SO3 To improve the general standards of living	Improve communication around patient transport to appointments	Ward 2	Corporate and Community services
	Raise awareness on healthy /smart life choices	Ward 2	Corporate and Community services
	Establish programmes to address alcohol & drug abuse	Ward 2	Corporate and Community services
	EDUCATION & SKILLS DEVELOPMENT		
	Support capacity building programmes to emerging farmers	Ward 2	Corporate and Community services
	Facilitation of skills development programmes	Ward 2	Corporate and Community services
	Facilitate the establishment of long-distance learning centre	Ward 2	Corporate and Community services
	Office space for AET classes	Ward 2	Corporate and Community services
	Strengthen the functioning crèches	Ward 2	Corporate and Community services
	Move the library closer to North End	Ward 2	Corporate and Community services
Mini library at EE Centre	Ward 2	Corporate and Community services	

WARD 2:

PRINCE ALBERT SOUTH, KLAARSTROOM, PRINCE ALBERT VALLEY, SEEKOEGAT AND SURROUNDING FARMS

STRATEGIC OBJECTIVE	DESCRIPTION OF INPUT	WARD /AREA	RESPONSIBLE DIRECTORATE
SPORT & RECREATION			
	Roll out of sport development programmes for the youth	Ward 2	Corporate and Community services
	Upgrading of the current recreational facilities including sport fields, netball fields, lighting, volley ball fields, rugby fields as well as fencing and shaded pavilions	Ward 2	Corporate and Community services
	5 aside soccer track	Ward 2	Corporate and Community services
	Open air gymnasium	Ward 2	Corporate and Community services
	Upgrade of community Hall in Klaarstroom	Ward 2	Corporate and Community services
	Establish an athletics track (tartan)	Ward 2	Corporate and Community services
	Cricket pitch	Ward 2	Corporate and Community services
	Establishment of a Community Hall	Ward 2	Corporate and Community services
	Support for tourism initiatives	Ward 2	Infrastructure Services
	Upgrading of the Museum	Ward 2	Infrastructure Services
	Need for toilet and drinkable water facilities at the park in KS	Klaarstroom	Infrastructure Services

WARD 2:

PRINCE ALBERT SOUTH, KLAARSTROOM, PRINCE ALBERT VALLEY, SEEKOEGAT AND SURROUNDING FARMS

STRATEGIC OBJECTIVE	DESCRIPTION OF INPUT	WARD /AREA	RESPONSIBLE DIRECTORATE	
	Swimming Pool for KS	Ward 2	Infrastructure Services	
	Adult park in KS	Klaarstroom	Corporate and Community services	
	Upgrading of the sports field and drafting of a development plan for future upgrading of facilities at the sportsfield	Klaarstroom	Corporate and Community services	
	SAFETY & SECURITY			
	Ensure adequate resources for Community Police Forums, Neighbourhood Watch	Ward 2	Corporate and Community services	
	Lighting of dark spots	Ward 2	Infrastructure Services	
	Combined law enforcement efforts	Ward 2	Corporate and Community services	
	Improved traffic law enforcement	Ward 2	Corporate and Community services	
	Youth and Religion for safety Holiday Programme	Ward 2	Corporate and Community services	
	Upgrading of court house, especially the holding cells	Ward 2	Corporate and Community services	
Safety house for after hours and weekends	Ward 2	Corporate and Community services		

**WARD 2:
PRINCE ALBERT SOUTH, KLAARSTROOM, PRINCE ALBERT VALLEY, SEEKOEGAT AND SURROUNDING FARMS**

STRATEGIC OBJECTIVE	DESCRIPTION OF INPUT	WARD /AREA	RESPONSIBLE DIRECTORATE	
SO1 To promote sustainable integrated development through social and spatial integration that eradicates the apartheid legacy	Maintenance of SAPS building in Klaarstroom	Ward 2	Corporate and Community services	
	Permanent police officers are needed in Klaarstroom	Ward 2	Corporate and Community services	
	Fire services is needed in Klaarstroom	Ward 2	Corporate and Community Services	
	ENVIRONMENTAL MANAGEMENT			
	Facilitate public participation process to determine viability to register Robert Gordon Koppie as a protected site	South End	Corporate and Community services	
	Protection of the historical areas	South End	Corporate and Community services	
	Compile Air Quality Management by-law	Ward 2	Corporate and Community Services	
	Source funding to compile a heritage registry for all areas	All	Corporate and Community Services	
	Harness heritage to enhance tourism	Ward 2	Corporate and Community Services	
	Raise awareness on heritage management	Ward 2	Corporate and Community Services	

WARD 2:

PRINCE ALBERT SOUTH, KLAARSTROOM, PRINCE ALBERT VALLEY, SEEKOEGAT AND SURROUNDING FARMS

STRATEGIC OBJECTIVE	DESCRIPTION OF INPUT	WARD /AREA	RESPONSIBLE DIRECTORATE	
S07 To enhance participatory democracy	Implementation of an effective programme for the eradication of alien vegetation (Working for Water)	Ward 2	Corporate and Community services	
	Formalising the pig farming unit and possibly moving it out of the community	Klaarstroom	Corporate and Community services	
	GOOD GOVERNANCE: COMMUNICATION			
	Strengthen Ward Committees (Capacity Building)	Ward 2	Corporate and Community services	
	Strengthening the CDW programme	Ward 2	Corporate and Community services	
	Improve cellphone networks & 4G coverage	Ward 2	Corporate and Community services	
	Initiatives to promote social cohesion	Ward 2	Corporate and Community services	
	Thusong Centre in Klaarstroom	Ward 2	Corporate and Community services	
	WIFI access to all users	Ward 2	Corporate and Community services	

5.1.3 WARD 3: NEEDS ANALYSIS

WARD 3: PRINCE ALBERT – NORTH END			
STRATEGIC OBJECTIVE	DESCRIPTION OF INPUT	WARD /AREA	RESPONSIBLE DIRECTORATE
SO4 To provide quality, affordable and sustainable services on an equitable basis.	INTEGRATED HUMAN SETTLEMENTS		
	Implementation of a GAP Housing project	North End	Infrastructure Services
	Development of low-cost housing and rental units	Ward 3	Infrastructure Services
	WATER PROVISION		
	Increase water storage & Water Management	Ward 3	Infrastructure Services
	Development of an investment programme to evaluate carrying capacity of the Dorps river	Ward 3	Infrastructure Services
	Cleaning and maintenance of water channels	Ward 3	Infrastructure Services
	Develop a Water infrastructure replacement plan	Ward 3	Infrastructure Services
	Improve water storage	Ward 3	Infrastructure Services
	Appoint water process controllers	Ward 3	Infrastructure Service
	Review: Water Services Development Plan and Water Master Plan	Ward 3	Infrastructure Services
	SANITATION AND SEWERAGE		
	Upgrading of waste water treatment works	Ward 3	Infrastructure Services
	Establishment of ablution facilities at cemetery	Ward 3	Infrastructure Services
	Assistance required for leaking toilets	Ward 3	Infrastructure services
	WASTE MANAGEMENT		
	Expansion and control of the Landfill site	Ward 3	Infrastructure Services
	Cleaning of transfer refuse sites	Ward 3	Infrastructure Services

**WARD 3:
PRINCE ALBERT – NORTH END**

STRATEGIC OBJECTIVE	DESCRIPTION OF INPUT	WARD /AREA	RESPONSIBLE DIRECTORATE
	Review of the Integrated Waste Management Plan	Ward 3	Infrastructure Services
ROADS & STREETS			
	Paving of all streets incl. Sidewalks & Speed humps	Ward 3	Infrastructure Services
	Upgrade: Road Signage	Ward 3	Infrastructure Services
	Upgrade streets	Ward 3	Infrastructure Services
	Street names and house numbers	Ward 3	Infrastructure Services
	Review: Integrated Transport Plan	Ward 3	Infrastructure Services
STORM WATER			
	Planning for proper storm water networks	Ward 3	Infrastructure Services
	Implementation of storm water projects	Ward 3	Infrastructure Services
ELECTRICITY			
	Resume the solar geyser project	Ward 3	Infrastructure Services
	Repairing of non-working street lights where required	Ward 3	Infrastructure Services
	Lighting of dark areas to improve safety	Ward 3	Infrastructure Services
	Minimise electricity fluctuations	Ward 3	Infrastructure Services
	Energy awareness campaigns	Ward 3	Infrastructure Services
	Development of an integrated Energy master plan	Ward 3	Infrastructure Services
BASIC SERVICE DELIVERY			
	Cost effective and safe transport system for scholars	Ward 3	Infrastructure Services
	Banking facilities	North End	Corporate and Community services

**WARD 3:
PRINCE ALBERT – NORTH END**

STRATEGIC OBJECTIVE	DESCRIPTION OF INPUT	WARD /AREA	RESPONSIBLE DIRECTORATE	
SO2 To stimulate, strengthen and improve the economy for sustainable growth.	Maintain existing facilities	All areas	Corporate and Community services	
	Establishment of a post-office in North End	Ward 3	Corporate and Community services	
	Disabled friendly roads and facilities	Ward 3	Infrastructure Services	
	ECONOMIC DEVELOPMENT			
	Facilitate economic opportunities for local entrepreneurs/ businesses/SMME Support	Ward 3	Corporate and Community services	
	Register small businesses, contractors and caterers	Ward 3	Corporate and Community services	
	Support programmes for emerging farmers	Ward 3	Corporate and Community services	
	ATM's in North End	Ward 3	Corporate and Community Services	
	Improved utilisation of the Tourism Information Office	Ward 3	Corporate and Community services	
	Reduce unemployment rate	Ward 3	All	
	Support and promote Smart gardens	Ward 3	Corporate and Community services	
	Implement catalyst economic development projects such as SMART gardening, Agri Parks and Dry Fruit Facility and plantation	All	Corporate and Community services	

**WARD 3:
PRINCE ALBERT – NORTH END**

STRATEGIC OBJECTIVE	DESCRIPTION OF INPUT	WARD /AREA	RESPONSIBLE DIRECTORATE
	Dried Fruit Processing project	Ward 3	Corporate and Community services
	Development of business, industrial & commercial erven (Business Hub)	Ward 3	Infrastructure Services
HEALTH AND WELFARE			
SO6 To commit to continues improvement of human skills and resources to delivery effective services.	Implement Substance Abuse programmes	Ward 3	Corporate and Community services
	Implement HIV/AIDS awareness programmes	Ward 3	Corporate and Community services
	Establishment of Safe House	Ward 3	Corporate and Community services
	Implement awareness campaigns on teenage pregnancies, family planning, healthy living	Ward 3	Corporate and Community services
EDUCATION & SKILLS DEVELOPMENT			
SO3 To promote the general standards of living	Support capacity building programmes to emerging farmers	Ward 3	Corporate and Community services
	Establish driving school in Prince Albert	Ward 3	Corporate and Community services
	Establishment of FET facility	Ward 3	Corporate and Community Services

**WARD 3:
PRINCE ALBERT – NORTH END**

STRATEGIC OBJECTIVE	DESCRIPTION OF INPUT	WARD /AREA	RESPONSIBLE DIRECTORATE
	Facilitation of skills development programmes	Ward 3	Corporate and Community services
	Strengthen the functioning crèches	Ward 3	Corporate and Community services
	SPORT & RECREATION		
	Roll out of sport development programmes for the youth	Ward 3	Corporate and Community services
	Sport Club Development	Ward 3	Corporate and Community services
	Shade and burglar bars at sport fields	Ward 3	Corporate and Community services
	Upgrade of Adult Park Access Road to host full events	Ward 3	Corporate and Community services
	Lighting at Parks	Ward 3	Corporate and Community services
	Strengthening MOD Centre`s	Ward 3	Corporate and Community services
	SAFETY & SECURITY		
	Establishment of Community Safety Kiosks	North End	Corporate and Community services

**WARD 3:
PRINCE ALBERT – NORTH END**

STRATEGIC OBJECTIVE	DESCRIPTION OF INPUT	WARD /AREA	RESPONSIBLE DIRECTORATE	
S01 To promote sustainable integrated development through social and spatial integration that eradicates the apartheid legacy.	Ensure adequate resources for Community Police Forums, Neighbourhood watch	Ward 3	Corporate and Community services	
	Enforcement of municipal by laws	Ward 3	Corporate and Community services	
	Youth and Religion for safety Holiday Programme	Ward 3	Corporate and Community services	
	Safe House for foster kids	Ward 3	Corporate and Community services	
	ENVIRONMENTAL MANAGEMENT			
	Erosion caused by storm water	Ward 3	Infrastructure Services	
	Eradicate the spatial patterns of “apartheid” (Integration)	Ward 3	Corporate and Community services	
	Mitigate pollution around refuse transfer stations	Ward 3	Corporate and Community services	
	Awareness campaigns on clean environment	Ward 3	Corporate and Community services	
	Implementation of an effective programme for the eradication of alien vegetation (Working for Water)	Ward 3	Corporate and Community services	
S07 To enhance participatory democracy	GOOD GOVERNANCE: COMMUNICATION			
	Strengthen Ward Committees (Capacity Building)	Ward 3	Corporate and Community services	

**WARD 3:
PRINCE ALBERT – NORTH END**

STRATEGIC OBJECTIVE	DESCRIPTION OF INPUT	WARD /AREA	RESPONSIBLE DIRECTORATE
	Strengthening the CDW programme	Ward 3	Corporate and Community services
	Improve cellphone networks & 3G coverage	Ward 3	Corporate and Community services
	Improve feedback and response time on complaints logged	Ward 3	Corporate and Community services
	Pay points to far from residence	Ward 3	Finance
	Accurate and timeous billing	Ward 3	Finance
	WIFI access to all users	Ward 3	Corporate and Community services

5.1.4 WARD 4: NEEDS ANALYSIS

WARDS 4: PRINCE ALBERT (RONDONSKRIK AND WEST END)			
STRATEGIC OBJECTIVE	DESCRIPTION OF INPUT	WARD /AREA	RESPONSIBLE DIRECTORATE
SO4 To provide quality, affordable and sustainable services on an equitable basis	INTEGRATED HUMAN SETTLEMENTS		
	Implementation of a GAP Housing project	Ward 4	Infrastructure Services
	Development of low-cost housing	Ward 4	Infrastructure Services
	WATER PROVISION		
	Increase water supply & Water Management	Ward 4	Infrastructure Services
	Development of an investment programme to evaluate carrying capacity of the Dorps river	Rondonskrik	Infrastructure Services
	Develop of a Water infrastructure replacement plan	Ward 4	Infrastructure Services
	Improve water quality	Ward 4	Infrastructure Services
	Secure water storage / dam	Ward 4	Infrastructure Services
	Secure water for sport fields	Ward 4	Infrastructure Services
	Review: Water Services Development Plan	Ward 4	Infrastructure Services
	SANITATION AND SEWERAGE		
	Upgrading of waste water treatment works	Rondonskrik	Infrastructure Services
	Establishment of ablution facilities at cemetery	Ward 4	Infrastructure Services
	WASTE MANAGEMENT		
	Expansion of the Lanfill site	Rondonskrik	Infrastructure Services
	Waste recycling Project	Ward 4	Infrastructure Services
	Improved access control and landfill site and transfer stations	Ward 4	Infrastructure Services
	Review of the Integrated Waste Management Plan	Ward 4	Infrastructure Services

WARDS 4: PRINCE ALBERT (RONDONSKRIK AND WEST END)

STRATEGIC OBJECTIVE	DESCRIPTION OF INPUT	WARD /AREA	RESPONSIBLE DIRECTORATE
ROADS & STREETS			
	Paving of all streets incl. Sidewalks & Speed humps	Ward 4	Infrastructure Services
	Upgrade: Road Signage	Ward 4	Infrastructure Services
	Implementation of a public transport system	Ward 4	Infrastructure Services
	Street names and house numbers	Ward 4	Infrastructure Services/ Corporate and Community Services
	Improve quality of roads	Ward 4	Infrastructure Services
	Review: Integrated Transport Plan	Ward 4	Infrastructure Services
STORM WATER			
	Planning for proper storm water networks	Ward 4	Infrastructure Services
	Implementation of storm water projects	Ward 4	Infrastructure Services
ELECTRICITY			
	Resume the solar geyser project	Ward 4	Infrastructure Services
	Minimise electricity supply fluctuations	Ward 4	Infrastructure Services
	Repair street lighting	Ward 4	Infrastructure Services
	More outlets to purchase electricity from	Ward 4	Infrastructure services
	Development of an integrated Energy master plan	Ward 4	Infrastructure Services
BASIC SERVICE DELIVERY			
	Cost effective and safe transport system for scholars	Ward 4	Infrastructure Services
	More Banking facilities	Ward 4	Corporate and Community services

WARDS 4: PRINCE ALBERT (RONDONSKRIK AND WEST END)

STRATEGIC OBJECTIVE	DESCRIPTION OF INPUT	WARD /AREA	RESPONSIBLE DIRECTORATE	
SO2 To stimulate, strengthen and improve the economy for sustainable growth	Establishment of a post-office	Rondonskrik	Corporate and Community services	
	Cemetery extension	Ward 4	Corporate and Community services	
	Mobile library	Rondonskrik	Corporate and Community services	
	ECONOMIC DEVELOPMENT			
	Facilitate economic opportunities for local entrepreneurs/businesses/SMME Support	Ward 4	Corporate and Community services	
	Register small businesses, contractors and caterers	Ward 4	Corporate and Community services	
	Skills development programmes	Ward 4	Corporate and Community services	
	Identify and develop projects that adds value to agri processing	Ward 4	Corporate and Community services	
	Support programmes for emerging farmers	Ward 4	Corporate and Community services	
	Improved co-operation on tourism initiatives	Rondonskrik	Corporate and Community services	
	Upgrade of Swartberg Pass	Ward 4	Corporate and Community services	
	Reduce unemployment rate	Ward 4	All	

WARDS 4: PRINCE ALBERT (RONDOMSKRIK AND WEST END)

STRATEGIC OBJECTIVE	DESCRIPTION OF INPUT	WARD /AREA	RESPONSIBLE DIRECTORATE
	Development of business, industrial & commercial erven	Ward 4	Infrastructure Services
	Increase water supply for small scale	Klaarstroom	Infrastructure Services
	Facilitate the establishment of fuel station/truck stop	Klaarstroom	Infrastructure Services
HEALTH AND WELFARE			
SO6 To commit to continuous improvement of human skills and resources to delivery effective services.	Implement Substance Abuse programmes	Ward 4	Corporate and Community services
	Clinic within community	Ward 4	Corporate and Community services
	Shelter for elderly, patients awaiting EMS transport	Ward 4	Corporate and Community services
	Improve services of hospital so that they can accommodate births and trauma	Ward 4	Corporate and Community services
	Implement HIV/AIDS awareness programmes	Ward 4	Corporate and Community services
	Implement awareness campaigns on teenage pregnancies	Ward 4	Corporate and Community services
SO3 To promote the general standards of living	Upgrading of current Community food gardening	Ward 4	Corporate and Community services
	Improve communication on patient to doctor transport	Ward 4	Corporate and Community services
	Satellite/mobile Clinic	Rondomskrik	Corporate and Community services

WARDS 4: PRINCE ALBERT (RONDONSKRIK AND WEST END)

STRATEGIC OBJECTIVE	DESCRIPTION OF INPUT	WARD /AREA	RESPONSIBLE DIRECTORATE
EDUCATION & SKILLS DEVELOPMENT			
	Support capacity building programmes to emerging farmers	Ward 4	Corporate and Community services
	Establishment of a crèche	Rondonskrik	Corporate and Community services
	Separate hostel for primary and secondary learners	Ward 4	Corporate and Community services
	Raising the awareness around the E-centre / Access Centre	Ward 4	Corporate and Community services
	Facilitation of skills development programmes	Ward 4	Corporate and Community services
	Establish FET facility	Ward 4	Corporate and Community services
	Strengthen the functioning of crèches	Ward 4	Corporate and Community services
SPORT & RECREATION			
	Roll out of sport development programmes for the youth	Ward 4	Corporate and Community services
	Establishment of a Community Hall	Rondonskrik	Corporate and Community services
	Sport Club Development	Ward 4	Corporate and Community services

WARDS 4: PRINCE ALBERT (RONDONSKRIK AND WEST END)

STRATEGIC OBJECTIVE	DESCRIPTION OF INPUT	WARD /AREA	RESPONSIBLE DIRECTORATE	
SO1 To promote sustainable integrated development through social and spatial	Strengthening MOD Centre`s	Ward 4	Corporate and Community services	
	Development of play park	Rondonskrik	Infrastructure Services	
	Lighting for sport facilities	Ward 4	Infrastructure services	
	Water for sport fields	Ward 4	Infrastructure Services	
	Upgrade sport facilities by upgrading field, ablution facilities, netball field, fencing, shaded pavillion	Ward 4	Corporate and Community Services	
	SAFETY & SECURITY			
	Establishment of a Community Safety Kiosks	Rondonskrik	Corporate and Community services	
	Ensure adequate resources for Community Police Forums, Neighbourhood watch	Ward 4	Corporate and Community services	
	Lighting of dark spots	Ward 4	Corporate and Community services	
	Youth and Religion for safety Holiday Programme	Ward 4	Corporate and Community services	
	ENVIRONMENTAL MANAGEMENT			
	Establishment of public open spaces	Ward 4	Infrastructure Services	
	Eradicate the spatial patterns of “apartheid” (Integration)	Ward 4	Corporate and Community services	
	Implementation of an effective programme for the eradication of alien vegetation (Working for Water)	Ward 4	Corporate and Community services	

WARDS 4: PRINCE ALBERT (RONDONSKRIK AND WEST END)

STRATEGIC OBJECTIVE	DESCRIPTION OF INPUT	WARD /AREA	RESPONSIBLE DIRECTORATE
integration that eradicates the apartheid legacy	Cleaning and beautification of areas	Ward 4	Corporate and Community services
	Maintain facilities	Ward 4	Corporate and Community services
	Support to emerging farmers	Ward 4	Corporate and Community services
	Develop erven for the development of churches, business and office accommodation	Ward 4	Corporate and Community services
GOOD GOVERNANCE: COMMUNICATION			
S07 To enhance participatory democracy	Strengthen Ward Committees (Capacity Building)	Ward 4	Corporate and Community services
	Strengthening the CDW programme	Ward 4	Corporate and Community services
	Accurate and timely billing	Ward 4	Corporate and Community services
	Encourage visibility of ward councillors	Ward 4	Corporate and Community services
	Improve cell phone networks, 3G & LTE coverage	Ward 4	Corporate and Community services
	WIFI access to all users	Ward 4	Corporate and Community services

5.2 COMPREHENSIVE RURAL DEVELOPMENT PROGRAM (CRDP) APPROACH

Ward 1 which includes Leeu-Gamka, Bitterwater and Prince Albert Road has been identified as a CRP site and is amongst the recognised poverty pockets in the Western Cape. The CRDP focusses on supporting the IDP in rural wards by following a holistic approach that includes social facilitation, social upliftment, infrastructure development and economic development. The CRDP therefore is an opportunity to fast-track development in rural wards as funding from the Department of Rural Development and Land Reform is made available to cover high priority projects as identified by a Council of Stakeholders (COS), elected from amongst the residents of the CRDP site and needs included in the IDP. A general meeting was held in February 2017 to elect a new Council of Stakeholders in the CRDP area.

The elected Council of Stakeholders are:

INCUMBENT	POSITION
Raymond Swarts	Chairperson
Nicolaas Abrahams	Vice Chair
Tamlyn Petoors	Secretary
Roslin De Wee	Vice Secretary
Ryno Klink	Treasurer

The objectives of the CRDP programme are to:

- Stimulate the local economy;
- Identify programmes & projects that will improve the livelihoods of rural communities;
- Facilitate infrastructure investment in rural settlements; and
- Social upliftment of rural communities

An Inter-governmental Steering Committee (ISC) co-ordinate the input and support from all relevant government departments which include the Departments of Rural Development & Land Reform, Agriculture, Social Development, Education, Casidra as well as the Municipality. Through this programme comprehensive development plans will be developed by the relevant stakeholders particularly for the rural communities and will be incorporated in the reviewed economic development strategy of the municipality.

In the past, severe difficulties were experienced in linking the projects initiated in the CRDP site with municipal projects and incorporating them in the Integrated Development Plan. Projects seem to be implemented on a silo basis, excluding the Municipality and thus these needs are not incorporated in the IDP. Some effort has gone into remedying this situation.

The projects that were identified and reviewed by the COS and reprioritised under the CRDP initiative include the following.

- Streetlights
- Local Economic Development
- GAP Housing Development
- Paving of all gravel roads
- Lights on the N1
- Business Development next to the N1
- Extension of medical doctor and clinic visits
- Community development Centre
- Subsidized transport
- Upgrading of the current school to Grade 12
- Beautification of Public Space
- Relocation of the current Crèche to Bitterwater area & Development of a New Crèche at Prince Albert Road
- Development of a Cemetery at Prince Albert Road
- Skills Training
- New Water Network for Prince Albert Road
- Weigh Bridge
- Swimming Pool
- Youth Centre
- Animal Control/ Veterinary Services
- Development of vacant business plots
- Youth training centre
- Thusong Centre
- Improvement of water quality
- Recycling project
- Eradication of bucket system
- Upgrade of street
- Permanent job opportunities
- Financial assistance to community projects
- Financial assistance for Nursery project
- Upgrade of sport facilities by two toilets per sex, a community gym on the sport field
- Allocation of three hectares of land for food gardens

A Total of 35 Cooperatives has been registered through the Beneficiary Selection and Cooperative Registration process.

The following projects are currently underway in the CRDP site:

- 21 Food Gardens supported by the Department of Rural Development, Department Water & Sanitation and Department of Agriculture
- Cleaning of river supported by the Department Water & Sanitation
- Nursery project

5.3 NEIGHBOURHOOD DEVELOPMENT PLANNING (NDP)

This section focuses on the input received from the municipal stakeholders during the IDP engagement process and planning for the wards.

Planning methodologies used in the ward planning processes were twofold namely:

- Comprehensive Rural Development Program (CRDP) approach; and
- Neighbourhood Development Planning (NDP) approach.

To enhance effective and excellent service delivery the area was divided into four wards namely:

WARD	AREA
1	Leeu-Gamka and Prince Albert Road
2	Klaarstroom, Seekoeigat, Die Gang farming areas and Prince Albert South, east of Church Street
3	Rondomskrik, North-End Prince Albert
4	Prince Albert North

The Neighbourhood Development Plan project aims to deepen community engagement in the future development of the municipal area. The Neighbourhood development Planning does essentially three things. Firstly, it provides a vision of what the area/ neighbourhood should look like over a period of time, sets out clear development objectives and proposes action plans/ projects for implementation.

The NDP programme seeks to deepen the impact of integrated development through targeted investment strategies. The NDP programme has three objectives namely:

- To make government more visible in neglected areas by service delivery improvements and by investing in local potentials.
- To deepen community participation and contribution within the IDP process and in doing so promote local ownership.

- To focus government spending in line with local area needs and potential towards sustainable development and functional space economies that include townships.

SWOT ANALYSIS OF THE AREA

During the door-to-door visits and the community meetings, facilitated by the University of Stellenbosch, as well as during sector engagements the following strengths, weaknesses, opportunities and threats were identified per ward.

SWOT	WARD 1	WARD 2	WARD 3	WARD 4
STRENGTHS	<ul style="list-style-type: none"> • Situated along the N1 • Available land • Clean air • Agriculture – game farming • Available labour 	<ul style="list-style-type: none"> • Beautiful environment • Rich cultural heritage • Attractive tourist destination • Intellectual capacity • Export fruit and wine • Clean air • Swartberg Pass • Situated along N12 (Klaarstroom) 	<ul style="list-style-type: none"> • Sound infrastructure • POP Centre • Available labour • Potential for cultural tourism • Open space • Business development potential 	<ul style="list-style-type: none"> • Access Centre • Open spaces • Available labour • Potential for cultural tourism • Business development potential • Cultural heritage (PA South)
WEAKNESSES	<ul style="list-style-type: none"> • Water scarcity and poor quality • Skills shortage • Poor infrastructure • Bucket system • Unemployment • Drug Abuse • Lack of crèche in Bitterwater 	<ul style="list-style-type: none"> • Street children • Aged infrastructure • Fire truck needed at Klaarstroom • Firefighting capacity to be improved • Lack of storm water system 	<ul style="list-style-type: none"> • Street Children • Skills shortage • Poor infrastructure • Unemployment • Drug Abuse • Lack of crèches • Lack of church and business premises • Low literacy levels 	<ul style="list-style-type: none"> • Street children • Skills shortage • Limited water – drought • Substance abuse • Unemployment • Lack of business and church premises

SWOT	WARD 1	WARD 2	WARD 3	WARD 4
	<ul style="list-style-type: none"> • Lack of church and business premises • Industrial area not developed • Low literacy levels • Limited job opportunities • No secondary school • No further education facility • Limited access to government services • Lack • High road accident risk • Upgrading of Transnet area to acceptable standard 	<ul style="list-style-type: none"> • Areas not disabled friendly • Lack of street lighting • Klaarstroom isolated from government / municipal services 	<ul style="list-style-type: none"> • Limited job opportunities • No further education facility • Community Safety Challenges • Limited skills base • Lack of ATMs 	<ul style="list-style-type: none"> • Limited job opportunities • Community safety challenges • Limited skills base • No further education facilities • Lack of ATMs
OPPORTUNITIES	<ul style="list-style-type: none"> • Skills training • Developing tourist and road support infrastructure along N1 • SMME development • Emerging farming support 	<ul style="list-style-type: none"> • Skills training • SMME development • Develop tourism node and destination marketing initiatives • Skilled retirees to support community and municipality 	<ul style="list-style-type: none"> • Skills training • SMME development • Emerging farming support • Establishment of FET facility • Establishing recreation facilities 	<ul style="list-style-type: none"> • Skills training • SMME development • Emerging farming support • Establishment of FET facility

SWOT	WARD 1	WARD 2	WARD 3	WARD 4
	<ul style="list-style-type: none"> Develop industrial area 	<ul style="list-style-type: none"> Emerging farming support 		
THREATS	<ul style="list-style-type: none"> Teenage pregnancies Substance abuse Skills shortage Drought Fracking Uranium mining 	<ul style="list-style-type: none"> Teenage pregnancies Substance abuse Drought Aged infrastructure Fracking and uranium mining Early school drop outs Poor management of landfill sites 	<ul style="list-style-type: none"> Teenage pregnancies Substance abuse Unlicensed shebeens Skills shortage Drought Early school drop outs 	<ul style="list-style-type: none"> Teenage pregnancies Substance abuse Unlicensed shebeens Skills shortage Drought Early school drop outs

CHAPTER 6: SECTORAL PLANS

To ensure sustainable growth and development is realised in Prince Albert, it is vital that all strategic planning processes are aligned and fully integrated, so that development does not take place in an ad hoc or fragmented manner. It is therefore required that the IDP considers all relevant sector plans. These plans identify and prioritises specific sector inputs that strengthen and augments the IDP since it is aligned to the overarching strategic development agenda of the Municipality. The Municipality made a concerted effort to prepare these sector plans to strengthen the alignment with national and provincial priorities and to give effect to achieving its IDP Objectives. It should be noted that most of the sector plans is outdated and this have an effect on the planning trajectory going forward.

This chapter gives a summary of these sector plans, its status and what it contributes towards the achieving of the Municipal Strategic Development Objectives as encapsulated in this IDP document.

The Municipality's sector plans can be summarised as follows:

SECTOR PLAN	STATUS OF PLAN
Communication Strategy	Adopted
Performance Management Policy Framework	Adopted
Risk Management Strategy	Adopted
Long Term Financial Plan	Drafted – to be tabled with draft IDP
Local Economic Development Strategy	Adopted
Integrated Human Settlement Plan	Drafted – to be tabled with draft IDP
Electricity Master Plan	Adopted
Air Quality Management Plan	Needs to be reviewed
Disaster Management Plan	Needs to be reviewed
Law Enforcement Strategy	To be developed
Employment Equity Plan	Adopted
Skills Development Plan	Adopted
Integrated HIV/ Aids Plan	To be developed
Integrated Waste Management Plan	Drafted – to be tabled with draft IDP
Pavement Management Plan	To be developed
Integrated Transport Management Plan	Developed with CKDM and adopted by Council
Stormwater Management Plan	Outdated
Comprehensive Infrastructure Plan	Outdated
Water Services Development Plan 2023-2028	Approved by Council on 17 August 2023

SECTOR PLAN	STATUS OF PLAN
Integrated Infrastructure Maintenance Plan	To be developed
Integrated Infrastructure Investment Plan	To be developed
Asset Management Plan	Adopted
Climate Change Plan	In process of development with CKDM
Spatial Development Framework	Compiled in May 2021
Water Services Master Plan	Approved by Council on 17 August 2023
Sewer Master Plan	Approved by Council on 17 August 2023

6.1 SPATIAL DEVELOPMENT FRAMEWORK - MAY 2021

The SDF is guided by various National, Provincial, and Local planning legislation and policies, as well as municipal sector plans. The SDF will guide local-level land development and planning decisions by outlining future development opportunities and constraints. It should be noted that whilst the MSDF does guide land development and use management decision making, it does not in and of itself give or take away land use rights.

The increasing trend within municipal planning is for integrated development and holistic inter-departmental working, including the breaking down of barriers in lateral and vertical planes of organisational schemes, i.e., from top to bottom within departments and spheres of work, and across disciplines.

LEGAL STATUS OF THE SDF

Within the limitations of a Spatial Development Framework (SDF) as laid down by the Local Government Municipal Systems Act, 2000 No 32 of 2000 namely that it should be a guiding and informing document and does not confer real rights on land, it is intended that the SDF should be a binding document endorsed by the Municipal Council. The SDF must be approved by Council in terms of the MSA, and as a sector plan of the IDP. This endorsement will assist with the processing of development applications, demonstrating compliance with different sectoral policies and motivating project funding and budgets. SPLUMA stipulates, inter alia, that any authority mandated to make a land development decision in terms of the Act or any other law relating to land development, may not make a decision which is inconsistent with a MSDF unless site-specific circumstances justify deviation from the provisions of such MSDF.

SPATIAL DEVELOPMENT VISION STATEMENT

The spatial vision of the Prince Albert Municipal Spatial Development Framework is to:

“Develop Prince Albert as a place of resilience and environmental quality with a unique and distinctive sense of place – where people choose to live, work and visit, and exemplar in the achievement of sustainable growth”.

This vision links to the 2020 Central Karoo District MSDP vision, which is:

“Working together in Sustainable Spatial Development and Growth towards a Resilient Central Karoo”.

The Prince Albert SDF will, amongst other things, focus on:

- Clearly defining the relationship, hierarchy, linkages and corridors between and within the settlements;
- Identifying growth nodes, priority investment areas, consolidation areas, and upgrade areas within the Municipality;
- Identifying protected areas, threatened ecosystems, critical biodiversity areas, valuable agricultural land, water catchment areas and natural resources of the Municipality, based on the latest available information;
- Setting out general urban planning and design principles to be applied in all settlements located within the municipality, including guidelines for farms or small holdings in and around the Prince Albert town centre.
- Identify spatial transformation opportunities and urban expansion opportunities for growth.

The municipal wide spatial concept used to realise the above vision, is shown in Figure 4.1 across. There are 5 socio-ecological systems of resilience shown in the shape of a ‘Caracal Paw’. Resilience refers to the capability of individuals, social groups, or sub social-ecological systems, not only to live with changes, disturbances, adversities or disasters (such as drought) but to adapt, innovate and transform into new, more desirable configurations.

The palm and heart of the Caracal Paw is Prince Albert Historic Town together with the Swartberg Mountain Range, Swartberg Circle (R328 and R407), various mountain passes, dams, Klaarstroom Historic Town and N12 national and provincial route because together they provide the highest social, economic and political offering, road accessibility, upstream water source and storage and ecological connectivity for the region.

The first toe (Prince Albert Road) is ecologically connected via the Dwyka River and infrastructurally through the N1 & R407. This toe is connected to the second toe (Leeu-Gamka

Town and Kruidfontein) via the N1 national route, which in turn feeds Prince Albert through the R 407. The third toe is a range of guest farms and farm clusters along the Waterval river. The last toe includes Seekoegat and connects to the 'palm' via the N12 which feeds directly to the towns of Oudsthoorn, George and the broader Garden Route region. Enhancing the resilience of these socio-ecological systems is key to this MSDF.

LINKAGE BETWEEN SDF AND OTHER PLANS

The SDF links the development objectives taken from the Integrated Development Plan (IDP) and the Budget of the Municipality. Therefore, the SDF becomes the spatial presentation of the IDP objectives that guides projects funded through the budget of the local Municipality.

SPATIAL DEVELOPMENT FRAMEWORK MAY 2021 - OVERVIEW

Now and in the future, Prince Albert municipality will be facing a constrained fiscal environment with severe climate change inhibiting development challenges. The largely grant dependent municipality is still implementing ongoing drought restrictions on top of the COVID-19 pandemic and lockdown, which not only affected the tourism industry but negatively impacted the municipality's revenue stream. If these economic pressures intensify, lower income households will find it more difficult to afford basic services and the implications will be that municipality will struggle to financially cater for their needs. The Municipality will therefore have to balance their relief programmes with improved debt collection.

The municipality is finding it hard to maintain its existing infrastructure network, without considering expansion of this network. The replacement costs of the network are becoming increasingly higher and the municipality is therefore focusing investment on maintenance and upgrading of the ageing road, water, and stormwater network assets. As the Oukloof, Gamkapoort and Leeu-Gamka Dams are largely empty, the Municipality is also trying to secure additional ground water from boreholes. Highly problematic is that National government has revoked the drought disaster, with the implications being less funding for drought relief.

Working within a constrained water and fiscal environment is not easy and trade-offs will need to be made. A system of project recording and prioritization in relation to budget is unfortunately missing in many municipalities and many of the sector plans are particularly weak in articulating their projects and providing life cycle costs. This SDF has therefore included a Capital Expenditure Framework (CEF) to assist the municipality with integrating

their spatial strategy and infrastructure master plans and to determine a prioritized portfolio of capital projects that fit within a 12-year affordable capital envelope from 2020 to 2031. Critically, however, is that, based on this MSDF and CEF, the municipality needs to update its outdated water and sanitation master plans to ensure alignment with the projects prioritized in this CEF.

It is important to realize that Prince Albert Municipality's future challenges are multifaceted and there needs to be a focus on regional collaboration not only with the surrounding local municipalities (Laingsburg, Beaufort West and Oudtshoorn and the Garden Route District Municipality) but together as part of the broader Central Karoo District. Similarly, these municipalities need to participate with Prince Albert Municipality.

Prince Albert Municipality is facing severe human resource capacity constraints and have to spend large portion of their budget on consultancy fees which could otherwise go to operation and capital expenditure costs. The municipality must therefore, as part of a district-based approach for the Central Karoo, seek continual partnership-driven solutions, specifically a shared service solution for firefighting, roads management (yellow fleet), planning (tribunals, zoning scheme and land use applications), supply chain and technical services (engineering and project management) within the district. This would ensure shared financial viability of administrative and logistical burdens associated with servicing a sparse region. The Municipality should also use this model to gain access to climate change related international funding, where future proof projects could be packaged with the district and considered for bonded finance in domestic and international markets. The model can also be used to coordinate access to the Western Cape Environmental Infrastructure Investment Framework (WC EIIF) which links opportunities for environmental restoration to collaboratively funded investment strategies.

PURPOSE OF THE REPORT

The purpose of this report is to present a newly compiled Municipal Spatial Development Framework (MSDF) for Prince Albert Municipality, which will in part build upon the 2014 Prince Albert MSDF proposals.

This compilation process seeks to:

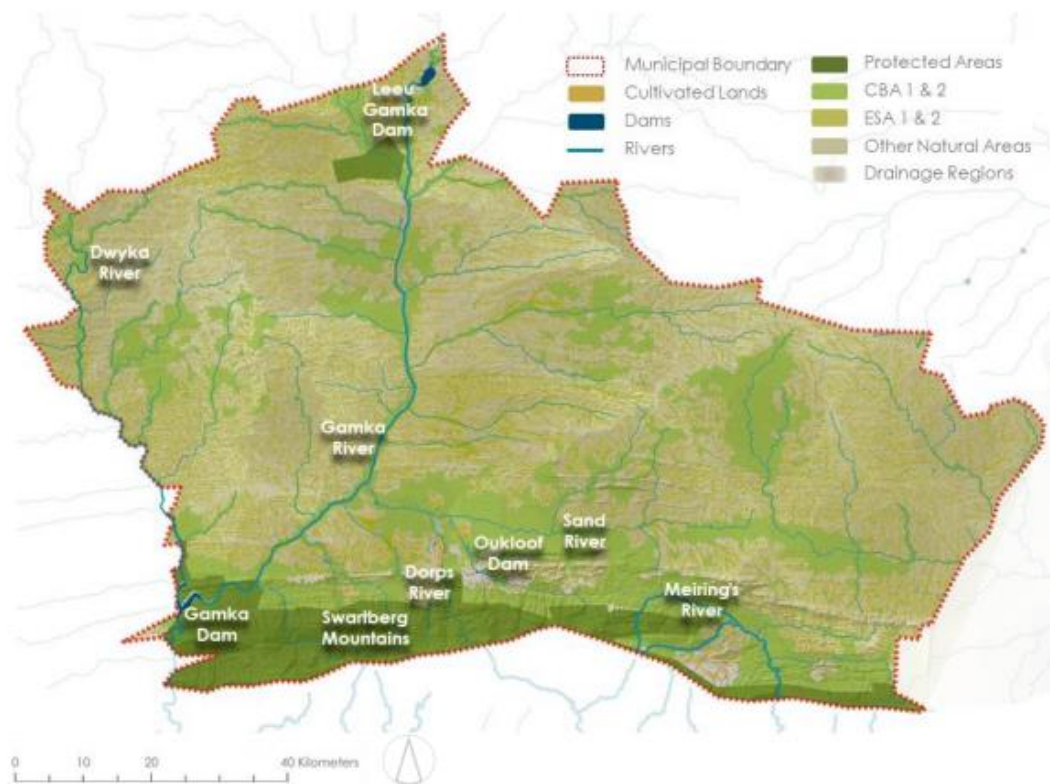
- Establish the existing level of development of the Prince Albert Municipality;
- Review and update the key issues and opportunities in the Municipality as they relate to its future spatial development;
- Review and update the spatial vision of the Municipality, to bring it in line with the Prince Albert Municipality IDP, as well as with the Central Karoo MSDF (2020);
- Progressively bring the MSDF into alignment with the Spatial Planning and Land Use Management Act, 2013 (Act 16 of 2013) (SPLUMA), the Western Cape Land Use Planning Act, 2014 (Act 3 of 2015) (LUPA) and the relevant Municipal Land Use Planning By-law for Prince Albert; and
- Review and update the Spatial Development Framework proposals

SPATIAL DEVELOPMENT STRATEGIES

To achieve the vision statement and spatial concept, four Spatial Strategies (A, B, C and D) for Prince Albert Municipality are listed and explained below.

STRATEGY A: A region that protects the environment, enhances resilience and capitalises on and honours the Karoo charm in support of a vibrant people and economy.

The competitive advantage of the economy of Prince Albert Municipality is dependent on its natural resource base which underpins the history, character, scenic and heritage appeal of the region as well as the vitality of the tourism industry and limited yet important agricultural, agri-processing, manufacturing and downstream trade and construction economy. The functioning of this economy is directly linked to the availability of water and the health of the ecological systems and hence the protection and enhancement of the environment is one of the main strategies of this SDF. Through municipal policy and programmes, the municipality must therefore protect its natural assets, build its resilience and honour and enhance its tourism economy. The **primary resources to protect, maintain and enhance** are shown and listed below.



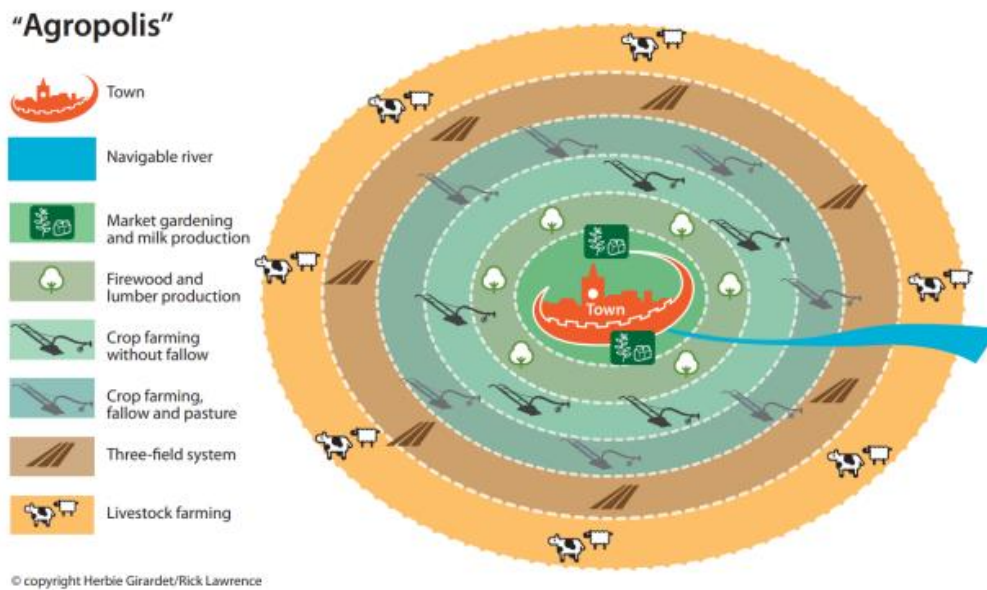
Natural and agricultural resource base: Swartberg Mountains, Prince Albert Historic Town Farms, critically biodiversity and ecological support areas along river corridors of the Gamka, Dwyka, Dorps, Sand, Koekemoers and Meirings rivers and their tributaries, as well as irrigated agricultural production areas associated with these rivers.

Settlements with different economic roles and heritage potential: The towns of Prince Albert, Leeu-Gamka, Klaarstroom and Prince Albert Road as well as smaller housing clusters like Seekoiegat and Kruidfontein.

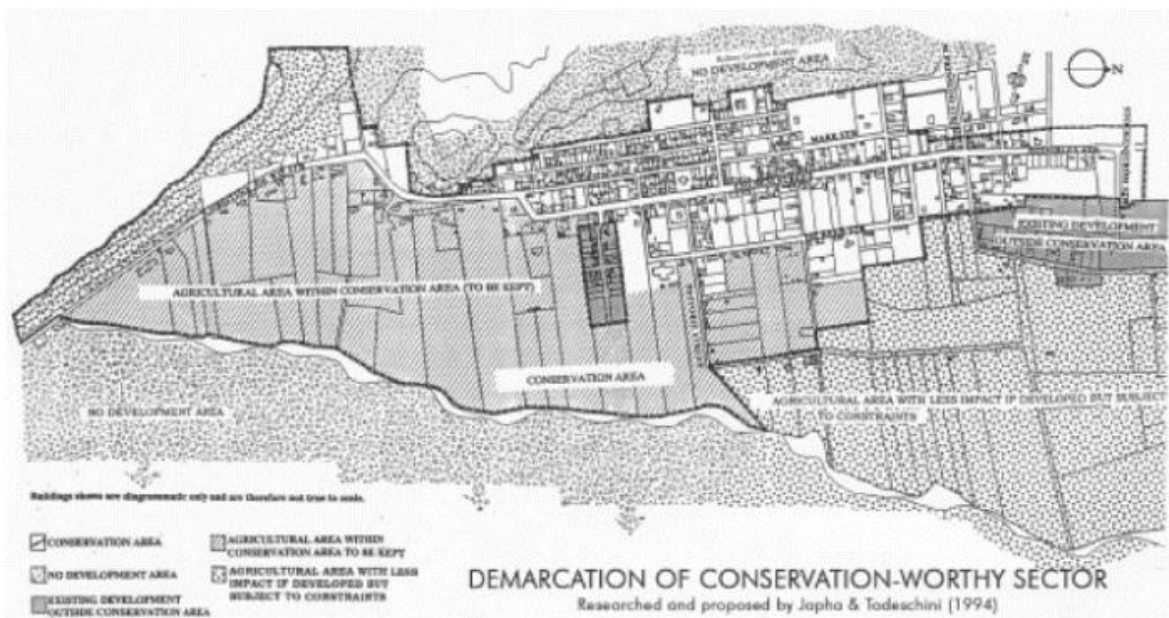
Unique landscapes, lifestyle, and tourism offerings: Prince Albert Town, Church Street, historic town farms, lay water system, monuments and heritage zones, Klaarstroom Town and scenic routes (R407, R353, R328, N12 and Swartberg, Gamkakloof and Meiringspoort passes).

Prince Albert Historic Town Farms: It is worth conceptualising each of the Caracal Paw socio-ecological systems of resilience through the regenerative “Agropolis” model shown in the figure below. Without the road system (which brings people, tourists and transported goods to and from market) the settlements in Prince Albert are logically linked to the river catchments and farming system. The first ring can be conceptualised as Prince Albert Town, connected to

the Dorps River and lay water system (a flowing stream that supplies the town along street viaducts).



The second ring is the Prince Albert historic town farms made up of rich heritage buildings, sub-tropical fruits orchards and vegetable plots milk production and which provide a unique tourism and farm to market style economy and ensure long-term food security. These are located closest to the town since vegetables, fruit and dairy products must get to market quickly. The figure below illustrates the historic farms in Prince Albert.



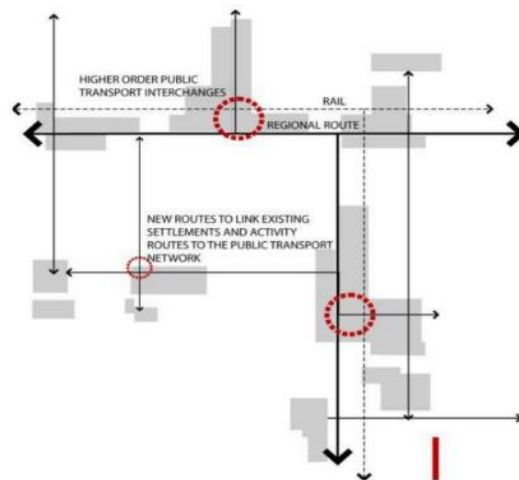
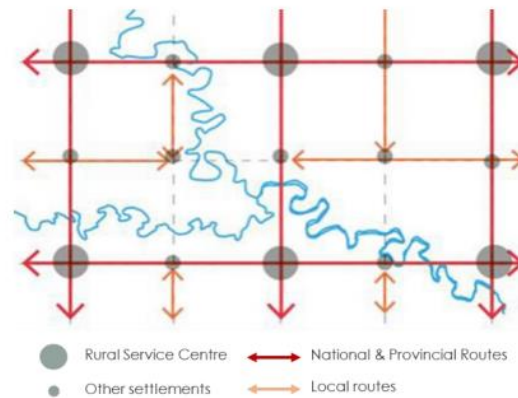
A further assessment of the town farms will be conducted, to determine which farms could potentially be subdivided and sensitively developed to accommodate additional dwelling units without undermining the character and feel of the town, as well as agricultural land.

The third ring is typically for timber and firewood production, which are heavy to transport but essential for urban living. The fourth zone consists of extensive fields for producing grain which can be stored longer and can be transported more easily than dairy products and can thus be located further from the town. The aim is to be aware of this logical system and preserve its shape and functioning through the policies and programmes supported in this MSDF.

STRATEGY B: Improve regional and rural accessibility and mobility for people and goods in support of a resilient economy

How easily citizens of and visitors to Prince Albert can access the opportunities, services and amenities it offers is a critical precondition for growth of the economy and development of its communities. However, small towns and remote settlements are difficult and expensive to service with public transport, and the absence of public transport systems serving rural communities and outlying settlements fundamentally constrains socio-economic development. Nonetheless, the MSDF promotes an effective and efficient accessibility network that supports a productive interaction between urban and rural settlements as well as within them.

The diagram below illustrates how regional accessibility can be conceptualised in Prince Albert.

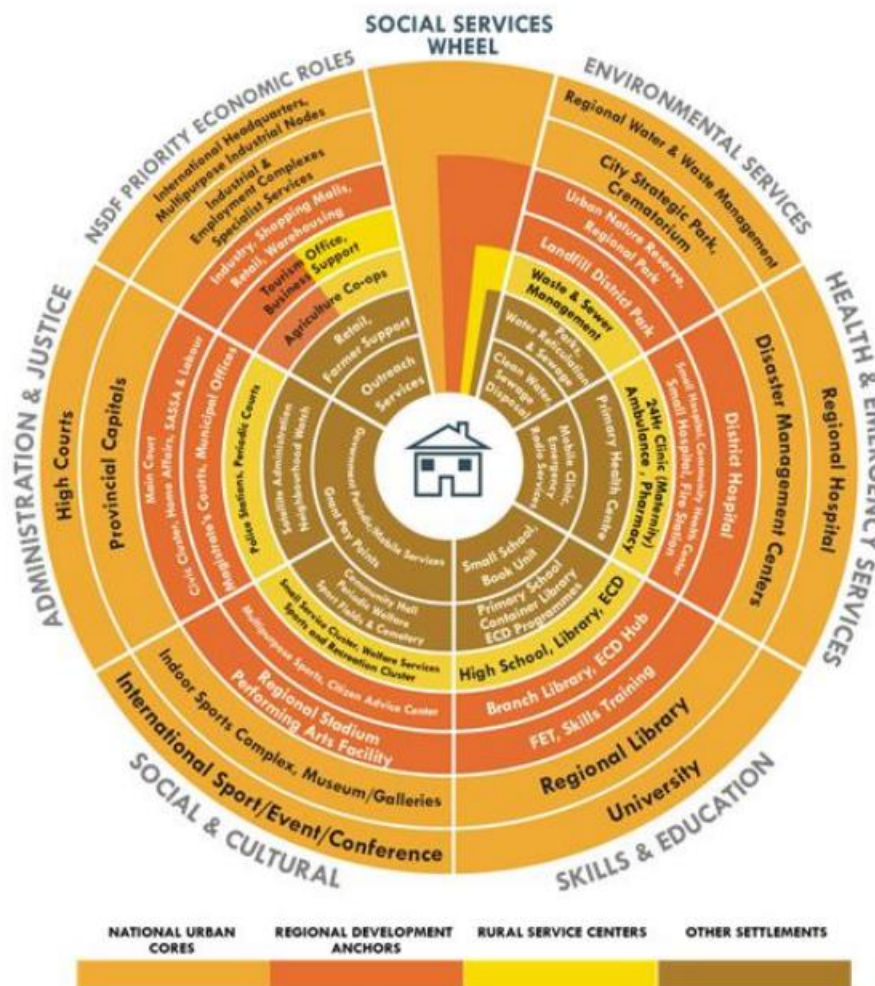


What this essentially means is, at the municipal scale, the **regional road and rail network** must support the effective and efficient movement of freight and people in PAM. This requires ensuring that a clear primary and secondary regional route hierarchy is clarified, which means defining the role of the route and how the land uses alongside it are managed to ensure efficient mobility. This network must support the ability of rural dwellers and workers, and those living in smaller rural settlements to be able to access services and amenities both within and outside PAM within a reasonable time.

As part of both encouraging business, as well as encouraging tourism activities and money spent within towns of the region, PAM needs to continue to ensure that it's Towns are conducive to both local and tourist passengers (on foot and in car) as well as attractive for businesses to invest in the area. Given the sparsely populated nature of the municipality school learner transport and mobile services need to be provided.

STRATEGY C: Allocate government resources, infrastructure and facilities in a manner that uplifts and skills people and focusses on maximising impact on the most possible people, while providing a basic level of service for all.

For these reasons, the National Spatial Development Framework (NSDF) (2019), as well as the CSIR, provide the national spatial social service provisioning model. This assists in the effective, affordable and equitable development of social service delivery, as seen in the figure below. In terms of the wheel, Prince Albert Town is classified as a ‘Rural Service Centre’ (yellow) while Leeu-Gamka, Klaarstroom and Prince Albert Road are considered other settlements (brown). In this MSDF, a further distinction will be made with Prince Albert Town being a major rural settlement while the so-called other towns will be called minor rural settlements. This is shown in the Spatial Concept in figure previously illustrated.



The overarching aim is to achieve balance within settlements so that they function optimally within finite resource constraints. It is also to prevent situations where low growth settlements

such as Leeu-Gamka, Klaarstroom and Prince Albert Road expand to accommodate low-income persons without the requisite employment growth.

Through establishing a clear settlement hierarchy, strategy C aims to ensure that:

1. Opportunities are created for residents to prosper in inclusive and just settlements by preventing outward sprawl, disconnected and low-density development;
2. Municipal financial sustainability becomes a central concern in municipal and government infrastructure investment, growth management and expansion; and
3. Limited resources are used efficiently to protect long term financial sustainability of households, businesses and government

STRATEGY D: Partnership-driven governance and administration towards improved financial and non-financial sustainability and resilience.

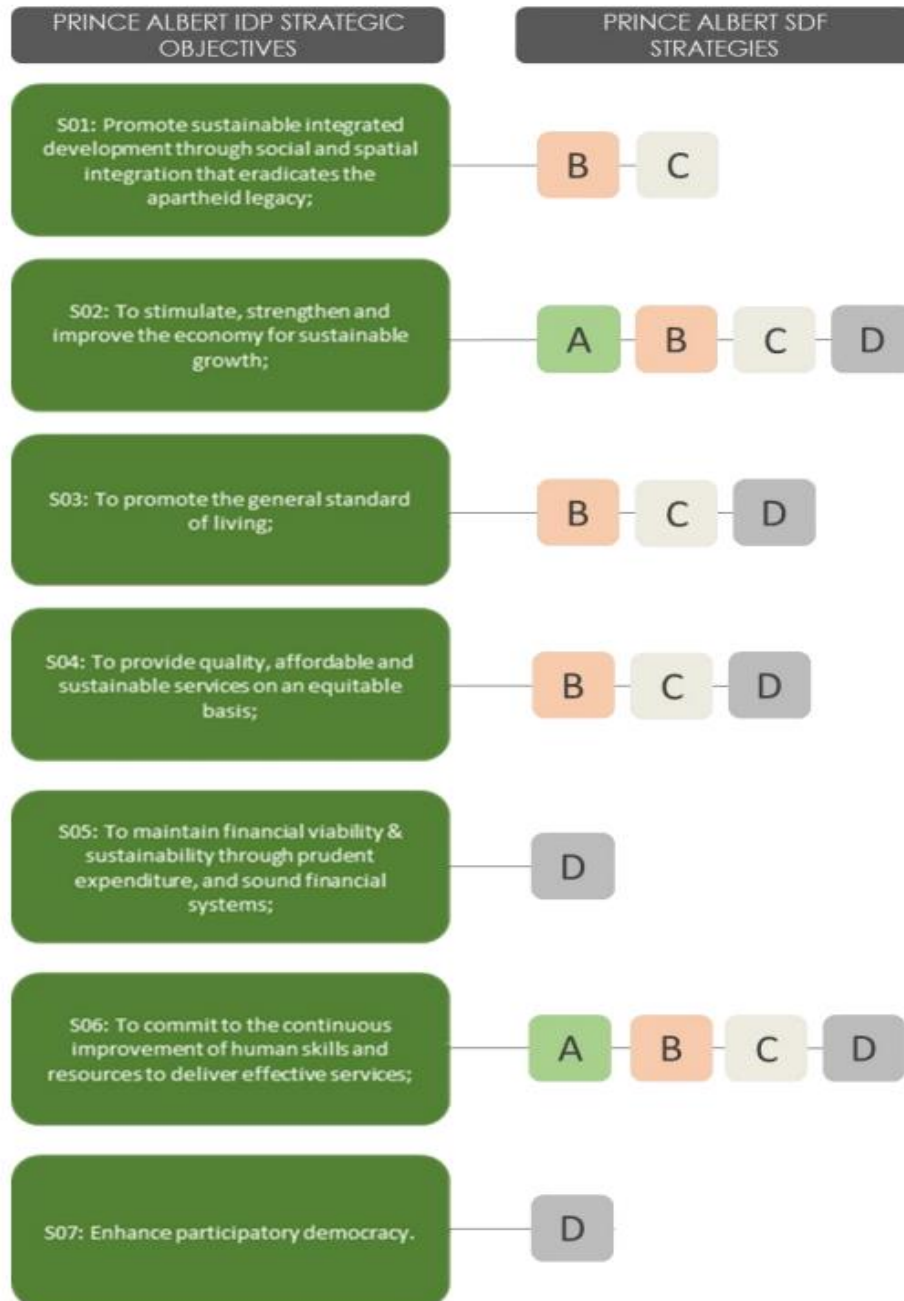
Strategy D underpins all the other strategies, because an integrated partnership and governance-based approach is required for better coordination, alignment, and impactful planning, budgeting and delivery. The application of an integrated governance approach directly ties in with this SPLUMA principle, which also requires municipalities to pursue good administration practices to enhance and strengthen the spatial planning and land use management systems of the municipality.

Prince Albert, as part of the Central Karoo, must seek partnership-driven solutions, realising that the challenges are multi-faceted and cannot be addressed only by the local sphere of government. It is therefore required that a range of partnerships be explored to find a shared service solution within the Central Karoo that ensures shared financial viability along with the administrative and logistical burdens associated with servicing a sparse region. Focus areas of a potential partnership between all spheres of government and civil society pertaining to Prince Albert Municipality include:

- Water;
- Gas;
- Energy (specifically renewable energy);
- Rural mobility; and
- Tourism.

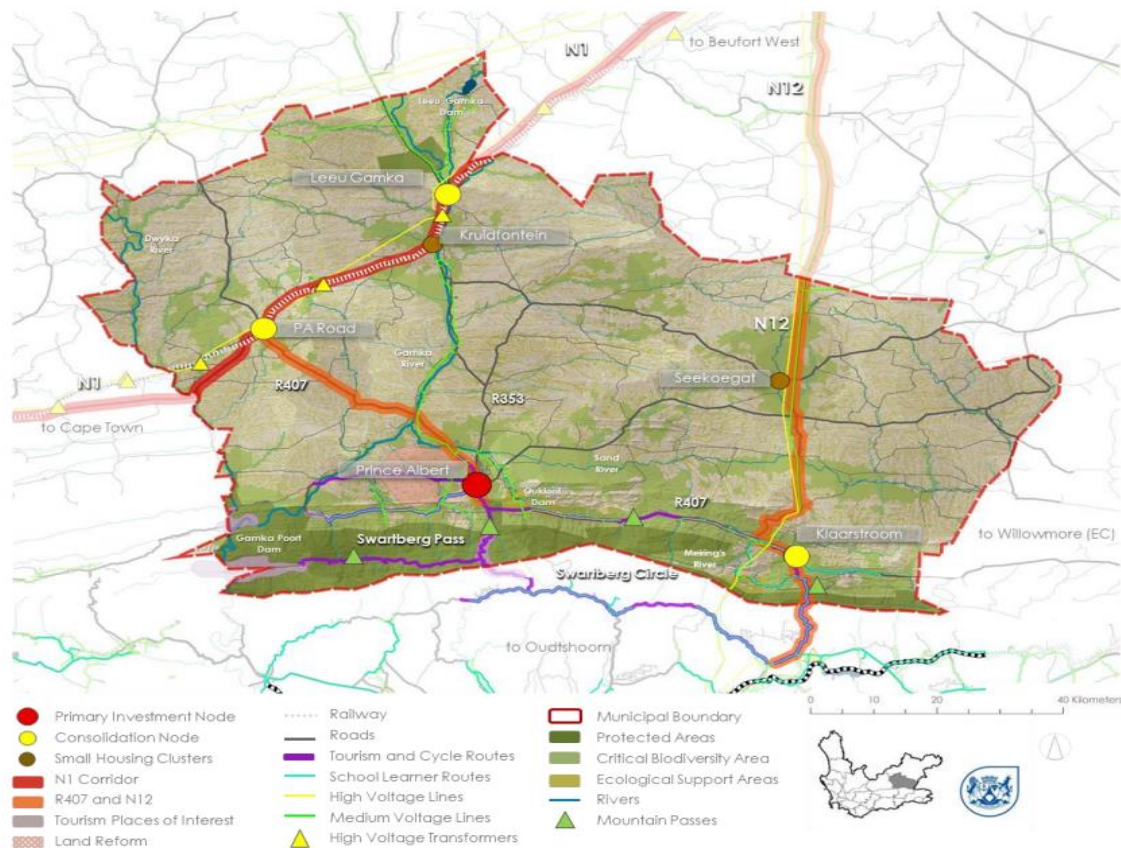
The viability of projects and increasing cost of fossil fuels must be considered now and, in the future, when higher temperatures are a reality. Economic security can only be achieved through climate resilient activities and sectors.

The figure below provides an illustration on how Prince Albert Municipality and CKDM MSDF Strategies are linked to the Price Albert Municipality’s IDP 19/20 Strategic Outcomes are aligned.



6.1.1 PRINCE ALBERT MUNICIPALITY COMPOSITE SPATIAL DEVELOPMENT FRAMEWORK

The figure below shows the composite Spatial Development Framework for Prince Albert Municipality. The spatial strategy has been articulated in each the four municipal wide spatial policies proposed in this MSDF and which have been linked to the IDP Strategic Objectives.



Prince Albert Municipality's economy is dependent on its natural resource base and the functioning of this economy is directly linked to the availability of water and the health of the ecological systems. Hence the protection and enhancement of the environment, specifically water security is one of the main strategies of this MSDF.

The urban strategy is to allocate government resources, infrastructure, and facilities according to the proposed 'settlement and nodal hierarchy' and 'regional road network'. This must be accompanied by a transition to green infrastructure, renewable energy and a biomass economy in a way that does not impact on municipal financial sustainability and enhances the tourism product that the region has to offer.

6.1.2 LEEU-GAMKA SPATIAL DEVELOPMENT FRAMEWORK

The figure below shows the SDF for Leeu-Gamka. The spatial strategy is to limit growth in Leeu-Gamka as far as possible unless economic opportunity warrants otherwise. If this job opportunities come about from solar farming, renewable energy and or shale gas and mining, growth should take place in the form of residential infill accompanied by commercial, retail, light industrial and transport-related development adjacent to the N1 highway.

The following projects emanated from the 2014 SDF:

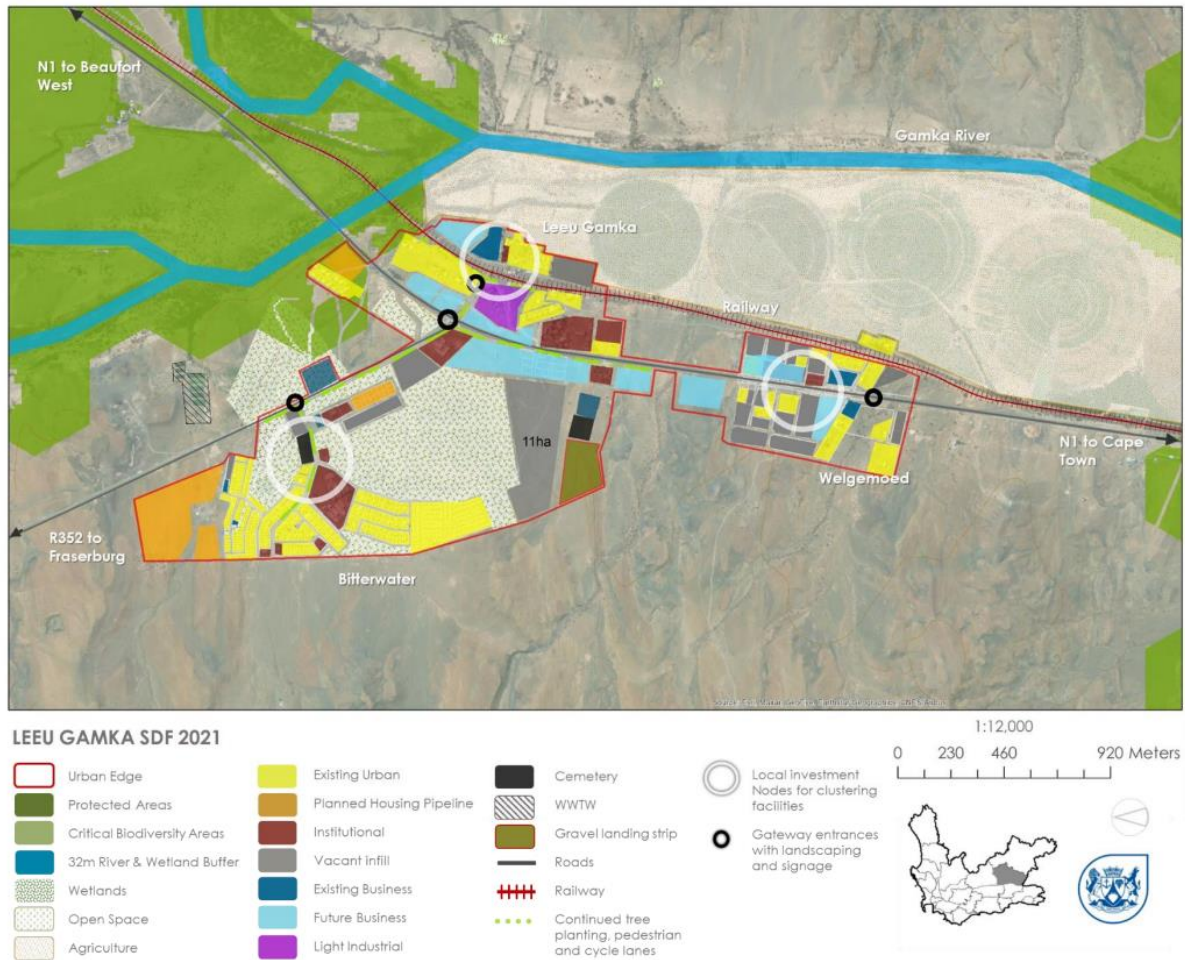
- Landscaping of town entrances;
- Tree planting and landscaping at the railway station; and
- Business and commercial (transport-related) activities to be promoted to the west of the N1.

Recent projects concluded:

- The new emergency medical services station in conjunction with the Western Cape Provincial Health Department to assist accidents on the N1;
- A permanent community health centre, doing away with the previously used mobile clinic; and
- The equipping of boreholes.

Projects the Municipality is currently investigating are:

- Waste to energy and solar farming;
- Drivers and Learning test Centre;
- Local Economic Development Projects.



The following points can be made about the SDF map:

1. Leeu-Gamka (the urban edge boundary) is a consolidation zone, meaning that infrastructure renewal and maintenance are the priorities for this area, and limited expansion of the settlement should be allowed, specifically until there is enough jobs opportunities in the area and when an electricity credit collection agreement is concluded to enhance the rates base.
2. The 147-unit planned IRDP project in Bitterwater has been accommodated in the urban edge given its status in the project housing pipeline. Justification is given the availability of services.
3. Extensive residential development directly adjacent the N1 should be discouraged, as this will worsen existing traffic-related dangers i.e. Bitterwater residents crossing the busy N1 highway to get to the Shell garage.
4. Although the proposed investment nodes require more detailed site analysis, the aim is to cluster social facilities and increase densities in these locations and provide for a mix of uses such as residential, local business, education and recreation.

5. Leeu-Gamka Primary could double up with a youth centre and creche which can simultaneously reduce the risk of children moving over the N1.
6. A total of 18ha of future commercial, retail, light industrial and transport-related business expansion areas adjacent to the N1 highway are proposed.
7. All sporting facilities require upgrading to include flood lighting, pavilions, shading, access control, fields and courts for netball and tennis.
8. Continued paving of all streets including sidewalks & speed humps and potential traffic light on N1 to calm traffic.
9. A paved walkway between Bitterwater and Welgemoed is needed.

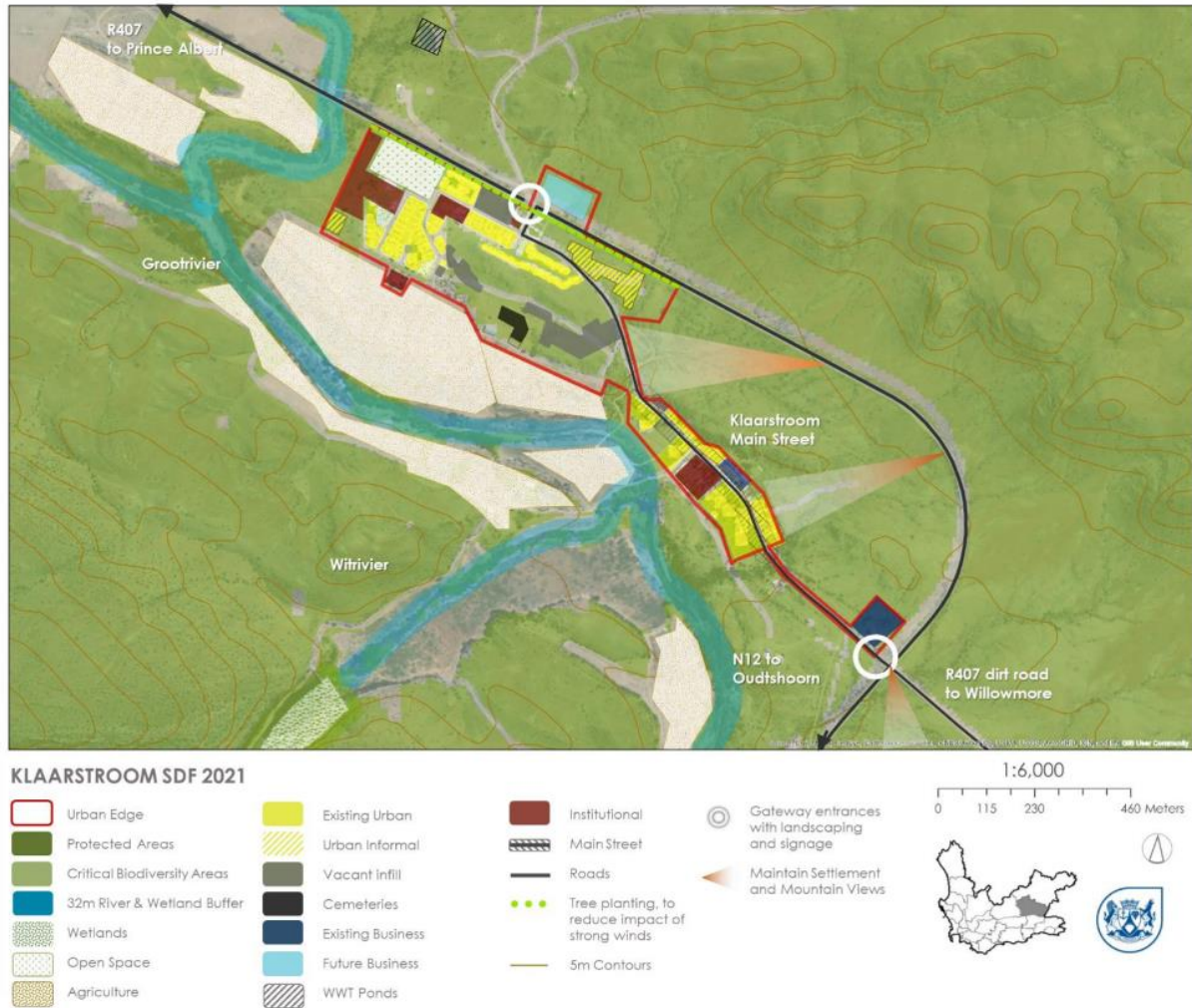
6.1.3 KLAARSTROOM SPATIAL DEVELOPMENT FRAMEWORK

The figure below shows the SDF for Klaarstroom. The spatial strategy for Klaarstroom maintains that Klaarstroom is a 'minor rural settlement' based on agriculture and tourism. The urban edge boundary is considered a consolidation zone, meaning that infrastructure renewal and maintenance are the priorities for this area, and limited infill and densification should be allowed. The settlement should aim to meet local convenience needs with basic social facilities for surrounding rural communities. The settlement is an historic stop over for tourists travelling between the Karoo and Garden Route and should continue to provide accommodation offerings along the main street and cater for tourism activities.

The following points can be made:

1. The density of the proposed infill sites is 25du/ha but can be up to 50 d/ha.
2. Although a 32m river and wetland buffer must continue to be maintained.
3. The area north of the N12, which is earmarked for business development, should accommodate a service station and transport related services.
4. Continue enhancing landscaping and signage at entrance points, which portrays the unique sense of place of Klaarstroom.
5. Promote and enhance the tourism route between Klaarstroom and Willowmore, as well as the route to Meirings Poort.
6. Any additional burial space required should occur south of the existing cemetery.
7. Settlement and mountain views must not be obstructed by any type of development.
8. Tree planting is proposed along the N12 to reduce the visual impact of the sports field wall and to reduce impact of strong winds.
9. Establishment of ablution facilities in main street is proposed.
10. Establishing a 40 km/hour speed limit on main road in Klaarstroom is proposed.

11. Lighting and an enhanced east west pedestrian linkage is proposed.
12. The Klaarstroom Informal Settlement is shown. It is the biggest in the municipal area with 60 structures and 4-5 residents per structure. The Municipality is currently in the procurement phase of establishing additional ablution facilities at this premises. An agreement was reached with Eskom to supply electricity to the transit area before the end of June 2021.



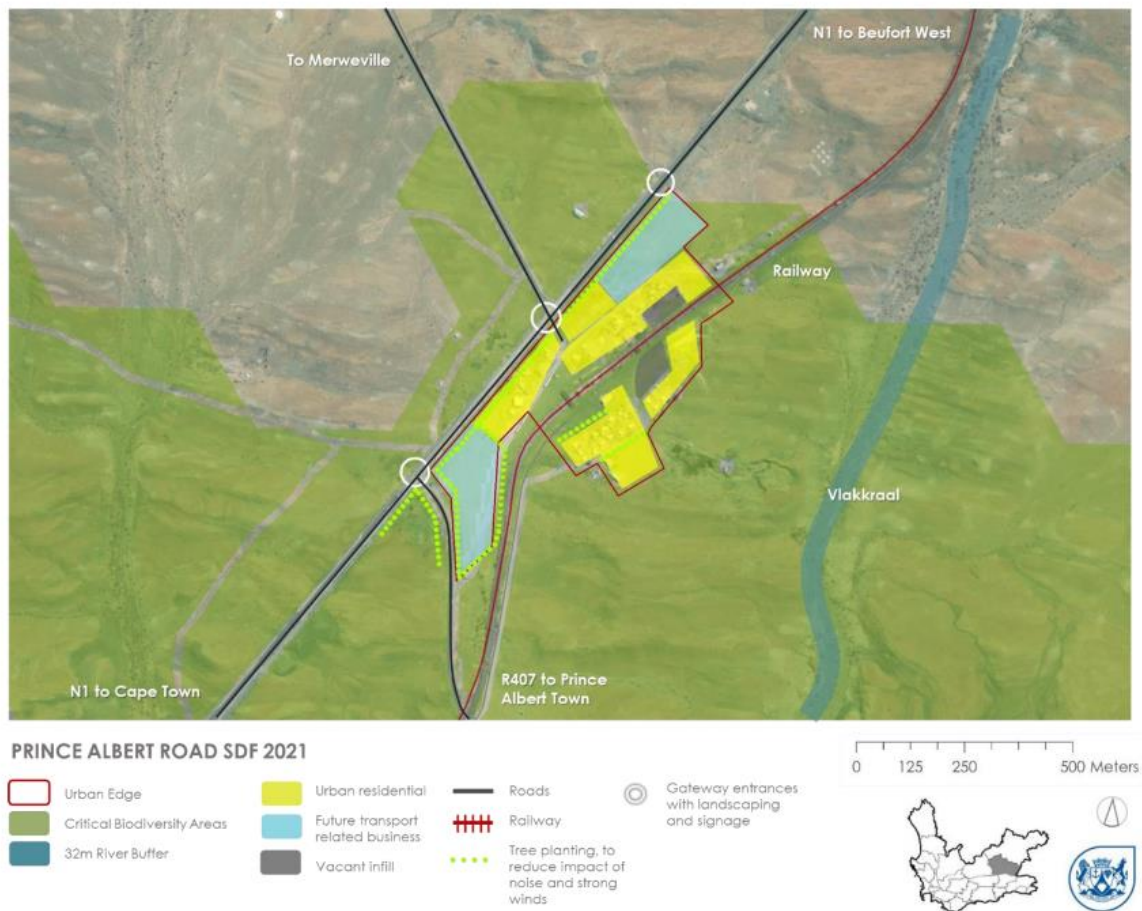
6.1.4 PRINCE ALBERT ROAD SPATIAL DEVELOPMENT FRAMEWORK

The figure below shows the Prince Albert Road SDF. Although future residential development is not encouraged, 0.8ha of land is available if required. Transport-related commercial activities should be accommodated adjacent to the N1.

Projects emanating from the previous SDF include:

- Develop an Anglo Boer War Museum in the area earmarked for tourism development (to be developed).
- Continued landscaping and signage at both gateways on the N1.
- Create a focal entrance point at the main entrance to the settlement. This should speak to a railway station thematic and include aesthetic architecture and landscaping.
- Capitalize on the economic opportunity of the national road that crosses it.

These projects should continue to be pursued in this SDF and possibly included in the CEF, pending their affordability.



The Department of Environmental Affairs and Development Planning conducted an assessment of the Integrated Development Plan of Municipalities. One of the key issues that has been identified in transforming the Municipal Spatial Development Framework into tangible reality, through the actions outlined within the Framework. Three actions were specifically highlighted which includes:

- A local area plan for the integration precinct.
- A heritage overlay zone in Prince Albert Town.
- A dedicated bicycle lane along Church Street.

The Municipality received funding through the Regional Socio-Economic Programme for the development of Municipal Offices at the Thusong Centre. During the 2023/2024 financial year the initial approved projects amounts were subjected to budget cuts by the Western Cape Government: Provincial Treasury. For the 2024/2025 financial year, an amount of R 150 000 is allocated to Prince Albert Municipality.

Two community members from a Community Based Organisation is currently busy undergoing a study of all the heritage buildings within Prince Albert, once the research is finalised, a report will be tabled before the Municipal Council for consideration and further deliberation.

To date, there is no dedicated bicycle lane along the Church Street. Cyclists are utilising the road and pavement.

In a response to the questionnaire from the Department of Environmental Affairs and Development Planning, the Municipality sources assistance with the revision of the:

- Review of the Roads and Stormwater Master Plan.
- Development of a Comprehensive Infrastructure Plan.
- Development of a Water Service Development Plan (which has subsequently served before the Council and was approved).
- Integrated Infrastructure Maintenance Plan.
- Integrated Infrastructure Investment Plan.
- Development of an Air Quality By-Law, and the
- Review of the Air Quality Management Plan.

6.2 COMPREHENSIVE BULK INFRASTRUCTURE PLAN (CBIP)

<p>With the assistance of the DLGH and based on the public tender process, the CKDM appointed BKS(Pty) Ltd (BKS) to compile a Comprehensive Bulk Infrastructure plan (Water and Sanitation) Phase 2 for the CKDM. Thus this CIP for PAMUN was developed. The development of Comprehensive infrastructure Plans (CIPs) is introduced to identify and quantify backlogs in infrastructure the needs and delivery challenges. The intention is to formulate a delivery programme per municipal area for addressing these needs to strengthen IDPs. In addition to local municipal CIPs, is planning on a district basis, as applicable to this assignment, is aimed at establishing the bottlenecks and challenges regarding municipalities meeting set targets at district level.</p> <p>Objective:</p> <ul style="list-style-type: none"> • To support the development of a planning culture in the municipality, to collect information on infrastructure related needs and initiatives and to develop intervention plans towards achieving the Government’s stated goals of eradicating service backlogs in the country. • Ensuring that the necessary infrastructure assets are provided operated and maintained. • Ensuring that the necessary funding is available. 	<p>Response required:</p> <p>Priority bulk water infrastructure projects:</p> <ul style="list-style-type: none"> • New 500 kl and 2 500 kl reservoirs & pipeline Prince Albert • New 3.25 MI/day WTW Prince Albert • WDMC project Leeu –Gamka • Development of three boreholes in Leeu-Gamka. • Development of two boreholes in Klaarstroom <p>Priority bulk Wastewater infrastructure projects</p> <ul style="list-style-type: none"> • New standby pump unit for sewer outfall pump station Leeu-Gamka • Upgrade/replace main sewer pump station and rising main Klaarstroom • New gravity outfall sewer Prince Albert Road. • New 2.1 kl/day package plant WWTW Prince Albert Road. <p>The estimated cost of the priority bulk Water & Waste Water infrastructure projects are summarised in the actual Comprehensive Infrastructure Plan (CIP) (Pages :121-122).</p>
--	--

<ul style="list-style-type: none"> • Ensuring that an institutional model exist for providing the necessary skills, processes and procedures to manage the assets. • Ensuring that the necessary bulk supplies are available. • Ensuring that municipal growth needs are addressed. 	
--	--

6.3 INTEGRATED TRANSPORT PLAN

<p>Status: Under Review</p> <p>The CKDM appointed CSIR to compile an integrated Transport Plan (ITP) for the District. Thus this ITP for PAMUN was developed. Local Integrated Transport Plan (LITP) is the responsibility of the Central Karoo District Municipality as Mutually agreed with the Local Municipality.</p> <p>Objective:</p> <p>The transport vision as set in the District Integrated Transport Plan for the CKDM is: An integrated, accessible well-managed and maintained transport system throughout the Central Karoo which makes efficient use of limited resources and is socially just in a way that advances broader developmental aims and objectives and recognises the role played by the N1 corridor in regional development.</p>	<p>Response required</p> <ul style="list-style-type: none"> • The diversity in the Prince Albert area creates a unique variety of challenge needs to be addressed. • The maintenance of the gravel roads is noted in the IDP as being necessary to support that agri-business in the area so that employment can be supported in the turn. • The rehabilitation of the Swartberg Pass is proposed to support tourism, economic development and job creation <p>Projects identified:</p> <ul style="list-style-type: none"> • Swartberg Pass rehabilitation (underway) • Extension of non-motorised transport network (underway) • Public transport infrastructure development in Prince Albert.
---	---

	<ul style="list-style-type: none"> • Street pavements in Prince Albert (underway) • Roads for the proposed Gap housing development • Maintenance of remainder of TR33/5 between Klaarstroom and Beaufort-West, km 0-55 (N12) • Paving of Primary access roads in Prince Albert and Leeu-Gamka • Upgrade of low-water bridge North End & Rondonkrik (Completed)
--	---

6.4 MOBILITY STRATEGY FOR THE CENTRAL KAROO DISTRICT MUNICIPALITY

<p>Status: Under Review /Update</p> <p>The CKDM Mobility Strategy was previously developed by the CSIR. The Mobility Strategy is the responsibility of the Central Karoo District Municipality.</p> <p>Objective</p> <p>The Objective of the study is to prepare a Mobility Strategy for CKDM, align it is a integrated Public Transport Network (IPTN), develop a cost model and specifically; provide greater clarity on the responsibility of providing municipal public transport services. The IPTN will be designed to obtain a clearer understanding of:</p> <ul style="list-style-type: none"> • The nature of the future public transport contracting environment • The services that should be provided i.e. Routes, service frequencies, vehicle categories, etc. • The fare strategy and fare levels 	<p>Type of proposed services:</p> <p>School Service: Merweville to Prince Albert on a weekly to transport learners to the school hostel. Leeu-Gamka to Prince Albert on a daily basis. Klaarstroom to Prince Albert on a daily basis.</p> <p>Rail connections: Laingsburg to Hutchinson via Merweville Murraysburg link</p> <p>General access:</p> <p>Merweville to Beauford- West twice monthly Klaarstroom via Prince Albert and Leeu-Gamka to Beauford- West monthly.</p> <p>Leeu-Gamka to Oudtshoorn via Prince Albert & Klaarstroom twice a month</p> <p>Response required:</p> <p>In the process of being developed.</p>
---	---

<ul style="list-style-type: none"> • Service coverage • Infrastructure requirements (Public transport as well as non-motorised transport) and associated cost • Organisational responsibility in term of new legislation • Infrastructure needs and • Estimation of cost of providing the services. 	<p>Road safety mitigation on N1 and N12 that includes speed control by local municipal traffic officials.</p> <p>More public transport options.</p>
--	---

6.5 INTEGRATED WASTE MANAGEMENT PLAN (IWMP)

<p>Status: Under Review</p> <p>The integrated Waste Management Plan is a statutory requirement in the Waste Act 59 of 2008 Section 11:</p> <p>The IWMP of Prince Albert Municipality was adopted in 2014 and is currently under review.</p> <p>Often given very little or no priority in most areas, waste management within the PAMUN is displaying distress signals. A concerted effort is being made by the DEA&DP to development 2nd generation integrated Waste Management Plan's (IWMP) in the Municipality that is aligned to National, Provincial, District IWMP'S and Municipal By-Laws. Also licensing existing waste facilities are underway, implementation initiatives will meet Provincial diversion targets and save landfill airspace, and registering of waste facilities and reporting to Provincial Waste information System (IPWIS) are part of the action plan to address the current shortcomings of waste management locally.</p>	<p>Response required:</p> <p>Done in consultation with Department of Environmental Affairs.</p> <p>Improved access control at landfill sites.</p> <p>Encourage waste minimisation and recycling.</p> <p>Projects identified:</p> <p>Waste Separation</p> <p>Waste Minimisation</p> <p>Awareness campaigns</p> <p>Clean up projects</p> <p>Implement findings of Clean Town task team</p>
--	--

6.6 AIR QUALITY MANAGEMENT PLAN (AQMP)

<p>Status: Drafted – to be tabled with IDP</p> <p>Prince Albert Municipality are working closely with DEA & DP, Directorate: Air Quality & Pollution on the drafting of an Air Quality Plan.</p> <p>Objective</p> <p>An air Quality Management Plan is a tool for the management of air quality in order to protect human health and the environment.</p> <p>The air Quality Management Plan is a statutory requirement in the National Environment Management Air Quality Act 39 of 2004 section 15 (1). The objective of the plan to investigate the state of air quality within the region with respect to the relevant knowledge and capacity. With the promulgation of the National Environmental the Air Quality Management Plan is reviewed annually and tabled to Council with the Draft IDP.</p> <p>Management: Air Quality Act 17 the focus of air quality management shifted from source to management of pollutants in the ambient environment through air quality management planning. Exposure to ambient air pollutants can cause a range of significant effects on quality of life such as offensive odours, irritation of eyes, the upper respiratory system and skin and acute and long-term toxic effects. Dirt roads, methane gas from landfill sites, exhaust fumes from the N1 and N12 and open fires are some of the major pollutants identified in the Air Quality Management Plan.</p>	<p>District to develop AQMP.</p> <p>PAMUN to table AQM By Law in July 2017</p> <p>PAMUN to continue with awareness campaigns around AQM.</p> <p>.</p>
---	---

6.7 WORK PLACE SKILLS PLAN (WSP)

<p>Status: The Work Place Skills Plan is compiled on an annual basis and normally serves before the Council in April of each calendar year, and is subsequently submitted to the LGSETA.</p> <p>Prince Albert Municipality (PAMUN) has a skills development plan which is updated and reviewed every financial year in line with the prescripts of the Skills Development Act 1998, the act aims to improve the quality of life of the labour force, to encourage the labour force to be self-employed and to encourage workers to participate in leadership and other programmes. The limited budget available do not cater to the needs of the staff and community.</p>	<p>Response required:</p> <p>Implementation of skills development plan as submitted and provided for in budget.</p>
--	--

6.8 HUMAN SETTLEMENTS DELIVERY PIPELINE

<p>Status: Adopted</p> <p>The Prince Albert Municipality adopted a Human Settlement Delivery Pipeline for the period 2022 - 2026. Prince Albert Municipality's five-year Integrated Development Plan (2022 – 2026), read together with the Spatial Development Framework (SDF) includes the municipal wide strategy, priorities, financial implications and implementation thereof. It reflects and guides the delivery of its all-encompassing</p>	<p>Housing challenges:</p> <ul style="list-style-type: none"> • Lack of proper planning • Budgets are not aligned • Lack of capacity, knowledge and experience to deal with the housing delivery challenges. • Lack of adequate funding (Provincial). • The lack of a land audit to assist with the identification of suitable land for housing. • The need for substantial bulk infrastructure in the most towns.
--	---

<p>development strategy including settlement making and delivery of housing.</p> <p>Western Cape Government selection policy:</p> <p>With a diminishing budget envelope, the housing department had to reprioritise their beneficiary selection criteria and reserve the subsidised houses only for the most vulnerable in our society. The revised priority cohort includes:</p> <ol style="list-style-type: none"> 1. The elderly (60 years and older); 2. People living with medically certified disabilities; 3. Those longest (15 years and longer) on the waiting list; 4. Backyard dwellers (only for new/Greenfield projects); and 5. Approved military veterans. 	
---	--

6.9 ENVIRONMENTAL MANAGEMENT & BIO-DIVERSITY PLAN

<p>Status: In process of been reviewed at District level</p> <p>The CKDM Environmental Management Plan status quo report was adopted.</p> <p>The intention of the EMF is to guide future development and development planning so that it may occur within an environmentally sustainable manner. The objective of this phase of the EMF is to determine the current situation in the CKDM in terms of various features. These include, for example, agriculture, mining, water resources,</p>	<p>The Prince Albert Municipality is in a predominantly natural state (89%) which supports biodiversity and the ecological process that maintains biodiversity. The expansion of intensive land uses (mining, cultivation and urbanization) which result in the loss of habitats is sometimes unavoidable but tools such as this EMF help to ensure that sensitive areas, in this case the identified CBAs, are protected from habitat loss.</p> <p>According to the CKDM EMF Status Quo Report the following should be noted:</p>
--	--

<p>infrastructure, conservation, tourism, socio-economic factors, heritage, botanical and planning.</p> <p>This EMF is being undertaken in terms of the environmental Management Framework Regulations Government Notice 547 (18 June 2010) of the National Environmental Management Act (NEMA) (Act 107 of 1998).</p>	<ul style="list-style-type: none"> • Loss of high potential land to urban expansion is a treat for PAMUN • Incentive for tourism and residential development in Prince Albert, may involve rezoning or development on agricultural land • Guide development away from productive and high potential farm land.
--	---

6.10 STORM WATER MASTER PLAN



PAM has a storm water bylaw that aims at regulate and manage storm water related activities in built-up areas. The bylaw prohibits any activities by members of the public that may impair operations, maintenance of storm water infrastructure and storm water quality or cause

flooding. The Prince Albert Water Treatment Works (WTW) was identified as being a flood prone area as it located near the Dorps River. A recommendation was made in the report for the investigation of the 1:50 year flood line and relocation of the WTW. The PAM SDF recommended that a 100-year flood line be used as a means of protecting properties and habitats from flood damage. Buffers should be should be determined where possible and for small drainage systems where a flood line cannot be determined a 32m buffer from the top of the bank of the drainage line is prescribed.

The SDF also forewarns that any development within the floodplain will require a report from a registered professional engineer that the development can adequately accommodate the floodwater and prevent any unnecessary damage and to the habitat or building to be included with the building plans. Those that do not have must include new storm water management plans. Any proposed development or redevelopment within the floodplain must be supported by a report by a registered professional engineer to ensure that any new or existing structure can withstand the forces and effects of floodwaters. If building plans are submitted in respect of proposed

buildings within the floodplain and such a report has not previously been submitted, it must be included with the building plans.

6.11 PRINCE ALBERT MUNICIPALITY SAFETY PLAN

Community Safety is a responsibility across all three tiers of government. The National Government has responsibility for setting broad crime and justice policy directions, addressing high-level crimes, and providing some funding to other tiers of government.

The Provincial Government delivers Community Safety related services across the Province and provide some funding to both local government and non-government services to deliver Community Safety related programs. Prince Albert Municipality as a local government deliver direct services that both influence perceptions and address actual Community Safety concerns. The legislative mandate derived from National legislation and policies provide the legal mandate for Prince Albert Municipality to promote community safety and crime prevention.

As an integral part of implementing community safety initiatives, the communities, through established sectoral interests such as business and religious forums and other organized community structures, should be mobilized to take the initiative on issues pertaining to community safety and security whilst at the same time be allowed to also participate in decision-making pertaining to local community safety interventions.

Creating and supporting an environment and community where residents feel safe and secure is a priority for Prince Albert Municipality. Community safety is about more than just the level of crime that exists but also about the community's perceived level of safety. Community Safety is also an important lever for economic development and growth through the creation of an enabling attractive for new investors.

The focus areas of the Community Safety Plan have been informed by the stakeholder engagement and community consultation sessions which preceded the establishment of the Community Safety Forum. A comprehensive range of issues were identified during the stakeholder consultation process. The following four focus areas have been identified as the focus for improving Community Safety across the Greater Prince Albert:

- a) Measures to detect and deter crime;
- b) Measures to address the underlying causes of crime; (Social / Socio-Economic)
- c) Addressing safety issues related to personal and community responsibility in local neighbourhoods;

- d) Increased coordination and responsiveness of services to address Community Safety.

The Western Cape Provincial Government has availed R400 000.00 for the past two financial years in support of interventions identified in the Prince Albert Municipality's Safety Plan.

STAKEHOLDERS IN STRUCTURING CRIME PREVENTION AND SAFETY STRATEGY

The Community Safety Plan is grounded in the belief that community safety is best achieved through the following principles:

- a) Collaborative effort across a wide range of community groups and stakeholders.
- b) A multi-faceted strategy that incorporates situational, social, developmental, and traditional approaches to crime prevention.
- c) A strategic approach to partnerships to improve community safety.
- d) Council integrating community safety strategies and initiatives within the broader strategic planning and delivery of services.

The Community Safety Plan focusses on addressing local priorities in consultation with all community stakeholders and include collaboration and coordination with other key government and non-government organisations that all play an important role in achieving successful outcomes.

The role players in partnership for the Prince Albert Community Safety Plan involves the following organisations or groups:

- Prince Albert Municipality
- Central Karoo District Municipality
- Provincial Department Responsible for Community Safety
- South African Police Service
- Department of Correctional Services
- Department of Justice and Constitutional Development
- National Prosecuting Authority
- Department of Home Affairs
- Social Cluster Departments
- Existing CPFs and Incorporated Structures
- Neighbourhood Watch
- Ward Committees
- Community Safety Forum

COMMUNITY SAFETY PLAN PRIORITY AREAS

The focus areas of the Community Safety Plan have been informed by the stakeholder engagement and community consultation sessions which preceded the establishment of the Community Safety Forum. A comprehensive range of issues were identified during the stakeholder consultation process. The following four focus areas have been identified as the focus for improving Community Safety across the Greater Prince Albert:

- a) Measures to detect and deter crime;
- b) Measures to address the underlying causes of crime; (Social / Socio-Economic)
- c) Addressing safety issues related to personal and community responsibility in local neighbourhoods
- d) Increased coordination and responsiveness of services to address Community Safety

MEASURES TO DETECT AND DETER CRIME: SAFETY INTERVENTIONS

The table below provides an overview of the safety interventions:

SAFETY CONCERN		CRIME
ROOT CAUSES	INTERVENTIONS / PROGRAMMES	ROLE PLAYERS / ENABLERS
<ul style="list-style-type: none"> a) Poverty b) Unemployment c) Drug / Alcohol and Substance Abuse d) Social degeneration of society e) Disrespect for life (for people and animals) f) Absent Parents / Foster parents / child carers g) School Drop Outs h) Lack of good moral role models i) Lack / Inadequate Recreational Facilities and Activities j) Peer pressure 	<ul style="list-style-type: none"> a) More employment opportunities b) Reinroduce / Reinstate Police Reservist Programme to address capacity Police Capacity Shortages c) Strengthen Police Capacity – Increase Fleet and Equipment d) Expand Neighbourhood Watch to all areas and improve capacity of Neighbourhood Watch e) Safe house for Children f) Trauma Room coupled with Victim Empowerment Programme g) Calendar Events programmes. (Child Protection Week / Youth Day / Womens Day / Month / 16 Day of Activism) h) Developed proper truck overnight facilities with security i) Lighting of dark areas possible crime hotspots j) Victim/ offender programmes k) Victim support programme. l) Installation of Surveillance Cameras with central operation and monitoring station m) Expand Law Enforcement and Security Services 	<ul style="list-style-type: none"> • SAPS • Community Police Forum • Community Safety Forum • Neighbourhood watch • Department of Community Safety • PA Municipality (Traffic and Law Enforcement) • Provincial Traffic • Social Workers (BADISA) • Department of Social Development • Local Businesses • Established Recognised Non-Governmental Organisations • NYDA • SEDA
INPUTS	OUTPUT	OUTCOME / IMPACT
<ul style="list-style-type: none"> a) Funding (Direct / Indirect) b) Municipal Property for Small Business Development c) Facility (Community Hall / Church Hall) d) Awareness Material (Posters / Pamphlets / Banners) e) Professional Expertise (Availability of Officials and Professionals) 	<ul style="list-style-type: none"> a) Roll out Neighborhood Watch Programme to all areas. b) Street Light Maintenance Programme for preventative and reactive maintenance c) Law Enforcement Officers Appointed d) Developed a plan on police needs analysis and priorities to inform SAPS planning and Budgeting. e) Functional CPF and CSF Structures with increase community participation. f) Roll-out 16 day of activism programme in all three towns g) Security Surveillance Cameras installed at strategic points. 	<ul style="list-style-type: none"> a) Decrease in crime in general b) Safer Communities, residents feel safer. c) Upward trajectory in economic activity and employment d) Low crime rate attract new investors e) Increase in life expectancy f) Productive and responsible youth g) Greater collaboration amongst police, law enforcement and security agencies

MEASURES TO ADDRESS THE UNDERLYING CAUSES OF CRIME: SAFETY INTERVENTIONS

The table below provides an overview of the measures to address the underlying causes of crime:

SAFETY CONCERN		ABUSE OF WOMEN / CHILDREN / ELDERLY AND DISABLED	
ROOT CAUSES	INTERVENTIONS / PROGRAMMES	ROLE PLAYERS / ENABLERS	
<ul style="list-style-type: none"> k) Unemployment l) Drug / Alcohol and Substance Abuse m) Lack of role models in community n) Male Domination o) Lack of education and awareness on abuse and its consequences p) Lack of trust in authorities q) Disrespect for life (for people and animals) r) Shortcoming / gray areas in legislation and the enforcement of legislation s) Absent Parents / Foster parents / child carers t) Lack / Inadequate Recreational Facilities and Activities u) Peer pressure 	<ul style="list-style-type: none"> n) Implementation and Execution of Social and Moral Regeneration Action Plan in collaboration with established NGO's and external partners. o) Intensify Awareness Programs amongst youth (Substance Abuse) p) Roll-out programs for Annual 16 Day of Activism Campaign q) Workshop with men on the role of men (Mens Day). r) Roll-out programme in support and capacitation of women on national womens day. s) Trained caregivers- after school t) Victim/ offender programmes u) Victim support programme. v) Organise disabled people, plan and roll-out activity days for disabled. w) Organise the elderly, plan and roll-out activity day for the elderly. x) Mayoral Tea with Elderly: Mayor invite elderly for tea and cake once a quarter. (Including Elderly at old-age homes. 	<ul style="list-style-type: none"> • PA Municipality • Community Development Workers • Social Workers (BADISA) • SAPS • Community Police Forum • Community Safety Forum • Neighbourhood watch • Department of Social Development • Prince Albert Advice Council (PAAC) • POP CENTRE • Prince Albert Community Trust (PACT) • Interest Community Members • Local Businesses • Local Entrepreneurs • Established Recognised Non-Governmental Organisations 	
INPUTS	OUTPUT	OUTCOME / IMPACT	
<ul style="list-style-type: none"> f) Funding (Direct / Indirect) g) Sponsorship Local Businesses / Entrepreneurs h) Facility (Community Hall / Church Hall) i) Awareness Material (Posters / Pamphlets / Banners) j) Professional Expertise (Availability of Officials and Professionals) k) Refreshments l) Promotional Material for participants 	<ul style="list-style-type: none"> h) Social and Moral Regeneration plan to be compiled and adopted by the municipality as a sector plan in the IDP. i) 140 Youth across municipal area to be reached through awareness programmes j) Roll-out 16 day of activism programme in all three towns k) Roll-out Womens day programme in all three towns with at least 60 participants in total. l) Roll-out mens day programme in all three towns with at least. m) Quarterly Activity day for disabled n) Quarterly Activity day for elderly 	<ul style="list-style-type: none"> h) Participants are aware of the danger and life-long consequences of alcohol and substance abuse. i) Decrease in domestic violence cases reported. j) Dignity and worth of elderly and disabled restored, instill a sense of belonging. k) Less youth are involved in substance abuse. 	

SAFETY CONCERN		HIGH RATE OF SCHOOL DROP OUTS	
ROOT CAUSES	INTERVENTIONS / PROGRAMMES	ROLE PLAYERS / ENABLERS	
<ul style="list-style-type: none"> a) Absent Parents / Parents not involved in the development of child b) Domestic Problems (Alcohol Abuse / Single Parenting / Finances c) Lack of Self Esteem d) Cognitive Disability – Child lack self confidence e) Peer Pressure f) No Support Systems g) Lack of role models in community 	<ul style="list-style-type: none"> a) Learner Mentorship Programme b) Adopt a Learner Program (Educational Support) Learner to Learner c) Adopt a Child Programme (Social / Financial Support) Adult Professional to Child d) Parent Teacher Assistance Programme (To get parents involved in the activities of the school). e) Aftercare Programmes (Languages (Reading) and Mathematics) Parent and retired teacher contribution. f) FARR (Parenting education skills). g) Financial Wellness Education for parents h) Life Skills Programmes and work shadow program for matriculants i) Talent finding and developing (Art / Culture / Music / Dance / Singing) POP Centre j) Motivational Talks by successful professionals (former learners) k) Multiple options (sport codes and social activities at schools) l) Motivational / Information Posters m) Program / Project Prince Albert Skills School (PASS) 	<ul style="list-style-type: none"> • PA Municipality • Community Safety Forum • Community Development Workers • Social Workers (BADISA) • Department of Social Development • Prince Albert Advice Council (PAAC) • POP CENTRE • FARR • Consumer Protector • Local Churches • Prince Albert Community Trust (PACT) • Interest Community Members • Local Professionals • Retired Professionals • Department of Education • Local Schools (Teachers / Learners and School Governing Bodies) 	
INPUTS	OUTPUT	OUTCOME / IMPACT	
<ul style="list-style-type: none"> a) Funding (Direct / Indirect) b) Sponsorship Local Businesses / Entrepreneurs c) Facility (Community Hall / Church Hall) d) Awareness Material (Posters / Pamphlets / Banners) e) Professional Expertise (Availability of Officials and Professionals) f) Refreshments g) Promotional Material for participants 	<ul style="list-style-type: none"> a) Schools identify learners that are in need for support to adopt children in the support programmes. b) Recruit at least 30 Professionals / Willing Individuals to participate in adopt a child programme (Social Support / Financial Support eg. School Uniform, Stationary, Personal Hygiene Supplies, Support with financial commitments of academic year.) c) Schools to identify below average learners (Languages and Mathematics) for adopt a learner programme. d) At least one financial wellness education session per town biannually. e) One youth life skills education and awareness program per town. f) Youth day Celebration Event combined with Arts and Culture Musical and Dance Event. g) At least one parent initiated aftercare programme (Primary Level) Own Initiative or combined with school. h) Recruit matriculant's on special programme for experiential learning in workplace. 1 or 2 matriculants per department. 	<ul style="list-style-type: none"> a) School Drop-outs rate decrease year on year. b) Motivated, disciplined and goal oriented youth and learners. c) Decrease in crime reported that's committed by children. d) Increase in number year on year of parent's involvement in school programs. e) Caring and responsible society f) More children / learners excel beyond academic curriculum (arts / culture and sport) g) More Matriculants are workplace ready. 	

SAFETY CONCERN		TEENAGE PREGNANCY AND HIV AIDS INFECTIONS	
ROOT CAUSES	INTERVENTIONS / PROGRAMMES	ROLE PLAYERS / ENABLERS	
<ul style="list-style-type: none"> a) Peer Pressure b) Unfavourable Social Conditions in homes. c) Crowded Families in state subsidised houses. d) Lack of financial support from parents as a result of limited income or mismanagement of finances. e) Absent parents / Parent ignorance to guide child through adolescent stage. f) Sugar dads, Financial Support from older men for sexual favours. g) Social Media Influence / Misuse of Social Media Platforms. h) Alcohol and Substance Abuse. i) Lack of sex education and awareness at home and at school. j) Unprotected sex. 	<ul style="list-style-type: none"> a) Local Clinic must be more youth friendly b) Teenage pregnancy and HIV AIDS awareness campaigns. c) Annual International HIV Aids Day / Month Awareness Program d) Funding for programmes similar to love life. e) Awareness Program on role of a boy child. f) Youth sex education awareness programmes g) Youth Life Skills programmes h) Youth entrepreneur readiness education programmes. i) Youth role model programmes j) Youth health worker volunteer programmes in collaboration with the department of health (HIV AIDS Counselling) k) Holiday Programmes that actively involved the youth in planning and participation. Youth Driven Holiday Programme. 	<ul style="list-style-type: none"> • PA Municipality • Community Development Workers • Social Workers (BADISA) • Community Police Forum • Community Safety Forum • Department of Social Development • POP CENTRE • Schools • Department of Health / Health Workers • Local Clinic • Youth 	
INPUTS	OUTPUT	OUTCOME / IMPACT	
<ul style="list-style-type: none"> a) Funding (Direct / Indirect) b) Facility (Community Hall / Church Hall / Adult Parks / Swimming Pool) c) Awareness Material (Posters / Pamphlets / Banners) d) Professional Expertise (Availability of Officials and Professionals) e) Promotional Material for participants 	<ul style="list-style-type: none"> a) At least two HIV/AIDS and Teenage Pregnancy Awareness Sessions per town per annum. b) Sex education awareness programmes two per annum per town. c) Distribution of safe sex and educational material d) Youth across municipal area to be reached through awareness programmes e) Holiday programme for each town with the youth at the helm of planning and execution of the programme. 	<ul style="list-style-type: none"> a) Drop in teenage pregnancy and HIV AIDS infections amongst the youth. b) Responsible youth c) More youth become successful contributors towards society. d) Less youth become addictive to alcohol and substance abuse. 	

SAFETY CONCERN		ALCOHOL / DRUGS AND SUBSTANCE ABUSE	
ROOT CAUSES	INTERVENTIONS / PROGRAMMES	ROLE PLAYERS / ENABLERS	
<ul style="list-style-type: none"> a) Unemployment b) Peer Pressure c) Unfavourable Social Conditions in homes. d) Illegal Alcohol outlets / Sjebeens / No Control on the sale of alcohol to under age persons. e) Absent Parents f) Dysfunctional Families g) Lack of / Limited training, educational and economic opportunities for the development of youth. h) Accessibility of drugs (Regional Dilemma) i) Crime j) Lack of rehabilitation programmes and Counselling interventions k) Loan Sharks, exploiting vulnerable persons l) Divided community opinion illegal alcohol and drug outlets in community 	<ul style="list-style-type: none"> a) Local Job Creation and Economic Opportunities for unemployed. b) Development of a Youth Centre / Youth Café for Leeu Gamka c) Entrepreneur Readiness and Support Programme (LED) d) Developed Unemployment and Skill Data for targeted approach on employment and learning interventions. e) Household Profiling to identify vulnerable families that need urgent help and support. f) Development of a Regional Rehabilitation Centre g) Intensify Law Enforcement interventions on illegal sjebeens and operating hours of licenced outlets. h) Intensify policing interventions to curb drug trafficking in the region i) Financial Health Education, Awareness for youth and adults j) Awareness Programmes on the impact of drugs and alcohol. k) Increase Community Participation and interest in the functioning of the Community Police Forum and Community Safety Forum. l) Routine monitoring and investigation by SASSA to ensure SASSA Beneficiaries are possession of their cards. m) Functioning and active Ward and Street Committees to assist in identification of illegal outlets. 	<ul style="list-style-type: none"> • SAPS • PA Municipality Traffic and Law Enforcement • Provincial Traffic • Social Workers (BADISA) • Community Police Forum • Community Safety Forum • Department of Social Development • Department of Health / Health Workers • Local Clinic • Youth • NGO'S / FARR • SASSA • Faith-Based Organisations • Advice Offices • Community Development Workers 	
INPUTS	OUTPUT	OUTCOME / IMPACT	
<ul style="list-style-type: none"> a) Funding (Direct / Indirect) b) Facility (Community Hall / Church Hall) c) Awareness Material (Posters / Pamphlets / Banners) d) Professional Expertise (Availability of Officials and Professionals across government departments, private sector and NGO's e) Joint Planning and Strategy Determination to police and limit drug trafficking. f) Transport 	<ul style="list-style-type: none"> a) Youth Centre / Café with indoor sport facilities b) Complete household profiling in vulnerable communities within 24 months after adoption of safety plan. c) Support Plan for vulnerable families informed by outcome of Community Profiling exercise. d) Escalate the need for a Drug Rehabilitation Centre to regional and Provincial Level through the Joint District Approach Initiative. e) At least one Contractor / Entrepreneur Support Workshop per town per annum. f) Combined Law enforcement and policing interventions on illegal alcohol drug outlets. 	<ul style="list-style-type: none"> a) Responsible youth b) More youth become successful contributors towards society. c) Less youth become addictive to alcohol and substance abuse. d) More successful entrepreneurs e) Drug free society f) Successful prosecution on drug trafficking g) Sustainable households 	

SAFETY CONCERN		BASIC SERVICE INFRASTRUCTURE BACKLOGS / SHORTAGES / AGEING INFRASTRUCTURE / SERVICE STANDARDS	
ROOT CAUSES	INTERVENTIONS / PROGRAMMES	ROLE PLAYERS / ENABLERS	
<ul style="list-style-type: none"> a) Ageing municipal Infrastructure (Electricity / Water / Sewage Reticulation Networks) b) Poor Street Lights c) Refuse Transfer Stations problematic and posing health risk. d) Water Quality e) Limited recreational facilities in Leeu Gamka and Klaarstroom. (Swimming Pool for both towns) f) Vandalism to infrastructure providing basic services g) Capacity constraints on municipal staff establishments posing serious challenges to maintain and improve on basic service delivery standard. h) Limited equipment and fleet needed to improve basic service delivery standards. i) Remoteness of municipal area and distance between towns make it more cumbersome to effectively render emergency services 	<ul style="list-style-type: none"> a) Developed Infrastructure Master Plans and Infrastructure Maintenance Plan. b) Plan for the gradual and sustainable upgrading / replacement of ageing infrastructure. (Internal and External Funding) c) Investigate possible alternatives to gradually phase out refuse transfer stations, including the introduction and intensifying of recycling initiatives aimed at re-use, reduce and recycle. d) Raise public awareness on vandalism and educate the public on the impact of vandalism on the municipal budget and operations. e) Plan and made provision for the filling of critical post needed to maintain and improve on service delivery standards. f) Developed and implement a fleet management, maintenance and replacement plan within budgetary provisions. 	<ul style="list-style-type: none"> • PA Municipality • National and Provincial Government Department to support with external funding) • MISA Consulting Engineers • Community • Ward Committees 	
INPUTS	OUTPUT	OUTCOME / IMPACT	
<ul style="list-style-type: none"> a) Funding (Direct / Indirect) b) Professional Expertise (Availability of Officials and Professionals across government departments) 	<ul style="list-style-type: none"> a) Improved Bulk Infrastructure and reticulation networks b) Improve street lighting. c) Clean drinking water of a better quality 	<ul style="list-style-type: none"> a) Improved service delivery standard b) No dark areas in residential areas. c) Favourable conditions for crime to take place due to poor infrastructure eliminated 	

SAFETY CONCERN		BASIC SERVICE INFRASTRUCTURE BACKLOGS / SHORTAGES / AGEING INFRASTRUCTURE / SERVICE STANDARDS	
ROOT CAUSES	INTERVENTIONS / PROGRAMMES	ROLE PLAYERS / ENABLERS	
<ul style="list-style-type: none"> a) Capacity Constraints on the side of SAPS including fleet. b) Front Desk Officials do not speak local language (Afrikaans) Communication barrier impacts on service delivery. c) Closing of farm schools and lack of library services on farms d) Lack of basic health services on farms / No mobile clinics e) Clinics to small not patient friendly. No privacy f) Schools are crowded. g) Curriculum not assisting children to read properly. h) Social Worker Services not available on a daily basis. i) Ambulance Services challenged due to capacity constraints including fleet. 	<ul style="list-style-type: none"> a) Government Departments must strategies and plan for the improvement of their services. The Community through the municipality must be informed of their strategies, budgets and annual performance plans. b) Stakeholders must engage government departments and advocate on various structures for the eradication of service backlogs and for the improvement of government services across departments. c) Community Development Workers must intensify their communication with government services department to be the interface between the community and government on matters raise by the community aimed at improving the level of services. d) Aftercare school programmes focussing on reading and mathematics. e) Technical and Skills School for learners that struggle to perform academically. One Technical school for the Central Karoo Region would suffice. f) Local Thusong Centre Forum to be revived as a platform for joint planning, information sharing and engagement on service delivery matters. g) Workshop with Ward Committees, Community Members, Councillors, Municipal Officials and officials from other government services on the application of the principles of Batho Pele and Ubuntu. 	<ul style="list-style-type: none"> • SAPS • Department of Health / Health Department of Cultural Affairs and Sport • Department of Home Affairs • Local Clinic • SASSA • Community Development Workers • PA Municipality 	
INPUTS	OUTPUT	OUTCOME / IMPACT	
<ul style="list-style-type: none"> a) Funding (Direct / Indirect) b) Professional Expertise (Availability of Officials and Professionals across government departments) 	<ul style="list-style-type: none"> a) Improved government services / Customer Care Services b) Functioning Thusong Centre Forum / Social Development Forum c) Effective community driven aftercare school programme d) Improved Infrastructure at Schools and Development of ECD Centres e) Clinic in Leeu Gamka to be upgraded to level of a proper Day Hospital 	<p>Community dignity and value is restored through improved service delivery and the application of the principles of Batho Pele and Ubuntu.</p>	

CHAPTER 7: INTERGOVERNMENTAL RELATIONS

The Constitution of the Republic of South Africa, 1996, outlines the principles of co-operative government and intergovernmental relations. It compels all spheres of government and all organs of state to comply with the provisions as set out in The Constitution.

Section 41 (1) of the Constitution states that –

- (1) All spheres of government and all organs of state within each sphere must –
 - (a) preserve the peace, national unity and the indivisibility of the Republic;
 - (b) secure the well-being of the people of the Republic;
 - (c) provide effective, transparent, accountable and coherent government for the Republic as a whole;
 - (d) be loyal to the Constitution, the Republic and its people;
 - (e) respect the constitutional status, institutions, powers and functions of government in the other spheres;
 - (f) not assume any power or function except those conferred on them in terms of the Constitution;
 - (g) exercise their powers and perform their functions in a manner that does not encroach on the geographical, functional or institutional integrity of government in another sphere; and
 - (h) co-operate with one another in mutual trust and good faith by –
 - (i) fostering friendly relations;
 - (ii) assisting and supporting one another;
 - (iii) informing one another of, and consulting one another on, matters of common interest;
 - (iv) co-ordinating their actions and legislation with one another;
 - (v) adhering to agreed procedures; and
 - (vi) avoiding legal proceedings against one another.

This chapter outlines the alignment of the Strategic Development Objectives and Strategies of the Prince Albert Municipality with those of National and Provincial Government. The short- and long-term investment commitments of National and Provincial Government Departments on infrastructure development and service improvements within our municipal space are also reflected in this chapter. The instruments aligned to the IDP are those perceived to be key, they also have a cross cutting effect at the other levels of government. They currently occupy the centre stage at their respective spheres of government and they have an overarching role.

Prince Albert Municipality forms partnerships or engages with stakeholders at all levels to work as a collective to achieve its Constitutional mandate. These stakeholders are internal through interdepartmental engagement, and externally with other organs of state.

7.1 DISTRICT IGR STRUCTURES

Prince Albert Municipality participates in intergovernmental relation structures on a Local, District, and Provincial level. These structures are attended by either the Administration or Councillors.

The table below provides an overview of the various structures in which the Prince Albert Municipality participates in.

STRUCTURE/ PUBLICATION	OBJECTIVES/FUNCTIONS
Ward Committee Meetings	<ul style="list-style-type: none"> - To inform the community of council decisions, municipal affairs, etc. - To enable the community to inform the ward councillors/ municipality of their concerns
IDP & Budget Public Participation Meetings	<ul style="list-style-type: none"> - To inform the community of council decisions, community rights and duties, municipal affairs etc. - To enable the community to inform the councillors and officials of their issues
IDP Representative Forum	<ul style="list-style-type: none"> - To ensure that every activity and decision taken in its meeting are properly communicated to the forum members' respective constituencies - To monitor the implementation of the Integrated Development Plan - To reflect and safeguard community inputs by acting as the spokespersons for the communities - To reflect and safeguard community inputs by acting as the spokespersons for the communities - To represent the interests of communities - To provide feedback to communities - To provide an organisational mechanism for discussion, negotiation and decision making between stakeholders, including the municipal Government

STRUCTURE/ PUBLICATION		OBJECTIVES/FUNCTIONS
		<ul style="list-style-type: none"> - To participate in the process of setting and monitoring key performance indicators
Sector Departments		<ul style="list-style-type: none"> - To inform PAM of their programmes and projects that will be undertaken within the municipal jurisdiction
IDP Indaba		<ul style="list-style-type: none"> - To integrate Provincial and National Government projects and programmes - To allow government Directorates to give input on the IDP, instead of just evaluating and assessing the IDP
INTERGOVERNMENTAL RELATIONS STRUCTURES		
STRUCTURE		ATTENDED BY
Municipal Managers Forum		Municipal Manager
Provincial IDP Managers Forum		IDP Coordinator
Premier's Coordinating Forum		Mayor and Municipal Manager
The IDP Indaba 1 & 2		Municipal Manager, Directors & IDP coordinator
ICT Managers Platform		ICT coordinator
MIG forum		Technical Manager
District Coordinating Forum		Mayor
SALGA Working groups		<p>Councillor M Jaftha: Municipal Finance and fiscal policy</p> <p>Councillor MD Jaftha: Community Development & Social Cohesion. SALGA women Commission.</p> <p>Councillor K Baadjies: Public Transport & Roads. Water Sanitation & Waste Management.</p> <p>Councillor E Maans: Economic Empowerment & Employment Creation. Environmental Planning & Climate Resilience.</p> <p>Councillor A Mackay: Human Settlement & Municipal Planning. Governance & Intergovernmental Relations.</p> <p>Councillor A Mackay: Municipal Innovations & Information Technology</p>

STRUCTURE/ PUBLICATION	OBJECTIVES/FUNCTIONS
	Councilor K Baadjies: Capacity Building & Institutional Resilience.

7.2 JOINT DISTRICT/METRO APPROACH (JDMA)

The new district-based model was first announced by President Cyril Ramaphosa. Addressing the need for a capable and developmental state, Ramaphosa said a district-based approach, which will focus on the 44 districts and eight metros nationwide, will ensure that municipalities are properly supported and adequately resourced. In the Western Cape this district-based model found its home in the Joint District and Metro Approach (JDMA). The JDA is a geographical and team-based, citizen-focused approach to provide integrated government services through a strengthened national government, Western Cape Government and Local Government interface. It is characterised by a geographically differentiated and targeted approach with a single implementation support plan per district and appropriate levels of coordination by interface teams. The new district-based service delivery model will aim to break down the silos between the different spheres of government, in a bid to improve service delivery in the 257 municipalities across the country.

The table below provides an overview of the projects and programmes identified through these intergovernmental relations platforms:

MUNICIPAL PRIORITY	SUB THEMES	CONTEXT/BACKGROUND	MUNICIPALITY	PROJECT	DEPARTMENT	TIMEFRAME	PROGRESS TO DATE
PROVINCIAL PRIORITY-JOBS AND ECONOMY							
Job Creation and Growing the Economy	Local Economic Development	The District Municipality together with Local Municipalities would like to position the Central Karoo Region as an Economic Development Zone	Entire District	1. Develop updated Regional and Local Economic Development Strategies. (Agriculture, Tourism, Business & Industry)	CKDM DEDAT	As and when required	LED recovery plan approved in CKDM and implementation plan in PAM
				2. Job Creation Summit for the Central Karoo Region.	CKDM DEADP DEDAT SALGA	2024/2025 and beyond	No summit was held to date
				3. Small Town Regeneration Project		2024/2025 and beyond	4 th STR summit held; tablets received by 12 NGO's
				4. Partnerships with Private Sector to stimulate job creation. (Focussed Projects Murraysburg and Prins Albert Kweekvalley).	CKDM, DEDAT WESGRO RURAL DEVELOPMENT AGRICULTURE	Continuous	Kweekvallei Diversion project to be funded; tourism development to be strengthened

MUNICIPAL PRIORITY	SUB THEMES	CONTEXT/BACKGROUND	MUNICIPALITY	PROJECT	DEPARTMENT	TIMEFRAME	PROGRESS TO DATE
				5. Development and promotion of Tourism routes with linkages to Garden Route, Cape Winelands, Northern Cape: <ul style="list-style-type: none"> Hex River Valley – Aquila – Laingsburg – Ladismith via R323 (Seweweekspoort) – Barrydale – Montagu – Hex River via R318 Mossel Bay -Plett – Uniondale – De Rust – Meringspoort – Klaarstroom – Prince Albert – Swartberg Pass – Oudtshoorn – Mossel Bay Beaufort West – Loxton – Carnarvon – Vosburg – Victoria 	DEDAT DTPW	2024/2025 and beyond	Karoo Cycling Route developed

MUNICIPAL PRIORITY	SUB THEMES	CONTEXT/BACKGROUND	MUNICIPALITY	PROJECT	DEPARTMENT	TIMEFRAME	PROGRESS TO DATE
				West – Murraysburg – Graaff Reinet – Aberdeen – Beaufort West			
				6. Agriculture rural roads prioritisation	DEDAT DTPW	2024/2025 and beyond	No funding availed
PROVINCIAL PRIORITY-JOBS AND ECONOMY							
Waste Recovery Action Plan (WRAP)	Waste Management and Compliance	Municipalities in the District is in the process of exploring the possibility of a Regional Landfill Site. Funding for this purpose has been made available by the National Department of Environmental Affairs. Additional support is required with the necessary Monitoring, Compliance and Licencing of existing Landfill Sites.	Central Karoo District Municipality, Laingsburg, Prince Albert, Beaufort West Municipalities	1. Establishment of a Waste Recovery Action Plan (WRAP) Steering Committee	DEADP DLG CKDM & Local Municipalities	2024/2025 and beyond	Internal steering com appointed
				2. Review of the District Integrated Waste Management Plans.	DEA (National)	2024/2025 and beyond	Still to be completed
				3. Regional Landfill Site feasibility study to be undertaken.	DEADP	2024/2025 and beyond	Still to be completed
				4. Waste Facilities Monitoring, Compliance and Enforcement of Directives and Mediation Agreements including	DEADP	2024/2025 and beyond	PAM action plan developed to improve compliance

MUNICIPAL PRIORITY	SUB THEMES	CONTEXT/BACKGROUND	MUNICIPALITY	PROJECT	DEPARTMENT	TIMEFRAME	PROGRESS TO DATE
				Licencing of Landfill Sites			
				5. Explore SMME, entrepreneurship development and job creation projects in terms of recycling of waste.	DEADP DEDAT	2024/2025 and beyond	Waste diversion plan drafted; Private sector to initiate recycling
				6. Purchasing of Equipment and Yellow Fleet to assist with maintenance of Landfill Sites.	CKDM DLG DEADP	2024/2025 and beyond	3 Vehicles purchased to improve fleet in PAM'; no movement with yellow fleet
PROVINCIAL PRIORITY-JOBS AND ECONOMY							
Drought Recovery Action Plan	Climate Change/Water Security/ Infrastructure	The Central Karoo Region is experiencing severe drought conditions. The Department of Local Government together with Sector Departments have implemented a Drought Recovery Action Plan. The Strategy is co-ordinated and implemented in	Entire District Area	1. Drought Co-ordination and Management.	DLG DoA CKDM	2024/2025 and beyond	DRAP reporting continues
				2. Drought Communication Projects.	Laingsburg Municipality Prince Albert Municipality	2024/2025 and beyond	Several awareness campaigns about water saving

MUNICIPAL PRIORITY	SUB THEMES	CONTEXT/BACKGROUND	MUNICIPALITY	PROJECT	DEPARTMENT	TIMEFRAME	PROGRESS TO DATE
		partnership with DLG and CKDM District Municipality with the aim of achieving intended outcomes.		3. Drought Governance Projects	Beaufort West Municipality Department of Water and Sanitation DBSA	2024/2025 and beyond	DRAP reporting continues
				4. Drought Finance Projects.		2024/2025 and beyond	DRAP reporting continues
				5. Drought Engineering Projects with specific focus on new well field for Beaufort West		2024/2025 and beyond	Not in PAM area
PROVINCIAL PRIORITY-JOBS AND ECONOMY							
Alternative Energy Sources	Renewable Energy	The District and Local Municipalities to explore alternative energy sources for Commercial, Residential and Industrial Use.	Entire District Area	1. Development of an alternative Energy Strategy for the Central Karoo.	CKDM, Laingsburg, Prince Albert, Beaufort West Municipalities DMR Dep of Energy Green Cape	2024/2025 and beyond	Workshop held on renewable energy
				2. Solar Energy Projects		2024/2025 and beyond	New tender to be advertised in PAM
				3. Wind Farm Projects		2024/2025 and beyond	One registered project in PAM area
PROVINCIAL PRIORITY-PUBLIC TRANSPORT, MOBILITY AND SPATIAL TRANSFORMATION							

MUNICIPAL PRIORITY	SUB THEMES	CONTEXT/BACKGROUND	MUNICIPALITY	PROJECT	DEPARTMENT	TIMEFRAME	PROGRESS TO DATE
Infrastructure Management	Basic Service Delivery	The District together with local municipalities wish to embark on programmes to accelerate service delivery in the Region.	Entire District Area	1. Eradication of Bucket System	CKDM and B Municipalities DHS DLG	2024/2025 and beyond	Applied for funding; no funding received to date
				2. Delivery of Basic Services on Farms	CKDM and B Municipalities DHS DLG	2024/2025 and beyond	Water provision and sanitation provided to some farms on request
				3. GAP Housing Opportunities for Middle/low Income Groups	CKDM and B Municipalities DHS	2024/2025 and beyond	Water scarcity in PA limits implementation of new housing projects
				4. Engage with Private Sector regarding development of a Commercial Airport.	CKDM B Municipalities Private Sector DEDAT	2024/2025 and beyond	No progress in this respect due to Covid
				5. Construction of a Truck Stop Facility in Beaufort West.	CKDM B Municipalities Private Sector DEDAT	2024/2025 and beyond	Truck stop facility developed in Prince Albert

MUNICIPAL PRIORITY	SUB THEMES	CONTEXT/BACKGROUND	MUNICIPALITY	PROJECT	DEPARTMENT	TIMEFRAME	PROGRESS TO DATE
							Road; Possible truck stop to be developed in Leeu-Gamka
				6. Public transport including learner transport	CKDM B Municipalities DOE DTPW	2024/2025 and beyond	No improvement to the situation
PROVINCIAL PRIORITY-SAFE AND COHESIVE COMMUNITIES							
	Promoting Safe and cohesive public spaces through crime prevention, design, management and Utilisation.	Crime Prevention within Towns and on Farms have become an area of concern with crime statistics escalating in the region.	Entire District	1. Development and Implementation of a Rural Safety Plan Projects identified a) Improved police surveillance. b) Activation of Neighbourhood watch. c) Drug Abuse Response and Rehabilitation. d) Alcohol and Domestic Violence	CKDM, Laingsburg, Prince Albert, Beaufort West Municipality DoA Community Safety SAPS	2024/2025 and beyond	Gender Based Violence workshops implemented in PA

MUNICIPAL PRIORITY	SUB THEMES	CONTEXT/BACKGROUND	MUNICIPALITY	PROJECT	DEPARTMENT	TIMEFRAME	PROGRESS TO DATE
				Response Project.			
				2. Development of Visible Policing Strategy (Part of rural safety plan)	CKDM, Laingsburg, Prince Albert, Beaufort West Municipality SAPS	Continuous	Plan developed in PA / Leeu-Gamka
				3. 24 Hour Policing Service Klaarstroom Part of rural safety plan	Prince Albert Municipality SAPS	Continuous	Community Safety Forum established/ SAPS police station opened in Klaarstroom
				7. Enhance After School Activities and Youth Development Programmes.	CKDM B Municipalities DSD	Continuous	PACT provides skills development in PA
				8. Sports Development Programmes	CKDM B Municipalities DCAS DSD	Continuous	Sport Council established

MUNICIPAL PRIORITY	SUB THEMES	CONTEXT/BACKGROUND	MUNICIPALITY	PROJECT	DEPARTMENT	TIMEFRAME	PROGRESS TO DATE
				9. Upgrading of Sports infrastructure across the District	CKDM B Municipalities DCAS	Continuous	Upgrading of sport facilities in Leeu-Gamka in process; Funding had to be repaid for sport precinct in PA due to tenders exceeding budget. New applications submitted
MUNICIPAL PRIORITY	SUB THEMES	CONTEXT/BACKGROUND	MUNICIPALITY	PROJECT	DEPARTMENT	TIMEFRAME	PROGRESS TO DATE
PROVINCIAL PRIORITY-EMPOWERING PEOPLE							
Citizen Interface	Quality whole child learning is fostered for all children to prepare them for 21 st century world of work.	Maths and Science is excluded from the Curriculum at most schools in the District.	Entire District	1. Curriculum Development to include Maths and Science linking long term planning in terms of preparing for the 4 th Industrial revolution.	CKDM, Laingsburg, Prince Albert, Beaufort West Municipalities Department of Education	2024/2025 and beyond	Coding taught at PACT

MUNICIPAL PRIORITY	SUB THEMES	CONTEXT/BACKGROUND	MUNICIPALITY	PROJECT	DEPARTMENT	TIMEFRAME	PROGRESS TO DATE
		Align Skills Development Programmes in line with the Economic Potential for the region.		2. Refinement of Regional Skills Development Strategy.	CKDM B Municipalities LGSETA DOE	2024/2025 and beyond	Strategy still needs to be developed
				3. Prioritise Adult Basic Education and Training (ABET)		2024/2025 and beyond	Still needs to be prioritised
		4. Investigate the feasibility of an Agricultural FET College and Technical FET for Beaufort West.		CKDM B Municipalities DOE DSD	2024/2025 and beyond	Farm Treintjies rivier is available for agricultural college in PAM	
	5. Early Childhood Development	DSD Health		Continuous	ECD training to teachers provided		
	6. After School Care facilities	DCAS		Continuous	PACT provides after school care facilities		
PROVINCIAL PRIORITY-INNOVATION ACROSS GOVERNMENT AND CULTURE CHANGE IN THE WESTERN CAPE							
Citizen Interface	Building capabilities to enable	The Municipalities in the Central Karoo District have embarked on the Implementation of Shared	Entire District	1. Implementation of Planning Shared Service.	CKDM, Laingsburg, Prince Albert,	As and when required	Town planner

MUNICIPAL PRIORITY	SUB THEMES	CONTEXT/BACKGROUND	MUNICIPALITY	PROJECT	DEPARTMENT	TIMEFRAME	PROGRESS TO DATE
	innovation and citizen centricity.	Service in the District due to shortage of technical skills and funding.			Beaufort West Municipalities Department of Local Government		appointed at CKDM
				2. Implementation of Risk Management and Internal Audit Shared Service.		2024/2025	New agreement concluded
				3. Implementation of a Legal Service Shared Service.		2024/2025 and beyond	Panel of specialised legal experts to be appointed
				5. Implementation of Fire Service Shared Service including the development of Fire Services Strategy.		2024/2025 and beyond	Hazmat services to be provided by CKDM
				7. Development of a Shared Service Model and Business Operations Strategy for a Supply Chain Management Shared Service.		Continuous	Poor cooperation between municipalities

7.3 INTEGRATED PROGRAMMES

7.3.1 THUSONG PROGRAMME

The newly built Thusong Centre located in Prince Albert, accommodates services such as the Department of Social Development, Department of Home Affairs, Department of Labour, The South African Social Security Agency (SASSA), The Independent Electoral Commission (IEC).

The Financial Services Directorate have been relocated to the Thusong Centre. The Technical Services, Corporate and Community Services will be relocated to the vicinity by the end of

The municipal offices will also move to the Thusong centre, with the first phase already completed, which will see the financial department relocate first followed by the other departments. The procurement of phase two has been completed, a shortfall of R2 million is needed to complete the project. Council has to budget for this in order to complete the second phase.

The Municipality also see the four Access Centres (two in Leeu-Gamka, one in Klaarstroom and one in Prince Albert) as part of the Thusong facilities. The Environmental Education Centre training is another part of the satellite Thusong facilities and provide ample training opportunities in partnership with government and the private sector. Though only one worker is assigned on a 100% basis to the Thusong facilities and there are no Thusong Manager, the Thusong facilities have been incorporated into the operations of the Corporate, Strategic and Community Services Department who oversees the management, Thusong Outreaches, training, public participation, awareness campaigns, management, reporting and cleaning of the facilities.

The extensions of the Thusong facilities are prioritised to include more offices, an upgrade of existing facilities and services as well as parking. An amount of R150 000 has been budgeted for the Thusong centre in Prince Albert for the 2022/23 financial year.

7.3.2 COMMUNITY WORKERS PROGRAM (CWP)

The Community Work Programme (CWP) is a government programme aimed at tackling poverty and unemployment. The programme provides safety net by giving participants a minimum number of regular days of work, typically two days a week or eight days a month, thus providing a predictable income stream.

PURPOSE OF THE CWP

- To provide an employment safety net. The CWP recognises that sustainable employment solutions will take time, particularly in reaching marginal economic areas.
- To contribute to the development of public assets and services in poor communities.
- To strengthen community development approaches.
- To improve the quality of life for people in marginalised economic areas by providing work experience, enhancing dignity and promoting social and economic inclusion.

The CWP was also designed to explore ways in which the concept of a minimum employment guarantee could be adapted to South African conditions. The concept of a minimum employment guarantee has been pioneered in India where the state acts as the 'employer of last resort' where markets cannot provide work to all who need it.

7.3.3 REGIONAL SOCIO-ECONOMIC PROJECTS (RSEP) PROGRAMME

The Regional Socio-Economic Projects (RSEP) Programme is an intergovernmental and citizen-centric Programme and is aimed at neighbourhood development and the restoration of spatial justice. The Prince Albert Municipality was granted with an opportunity to submit a project proposal which was adopted under the RSEP Programme in 2017.

The Prince Albert Municipal Project entails the development of an area identified as the integrated precinct that will serve as a strategic socio and economic hub that links the traditional central business district with the previously disadvantaged area and its residents, thus bridging the social divide legacy of apartheid.

The town's spatial form strongly reflects the apartheid history as the North-End neighbourhood is spatially segregated from the Prince Albert Central Business District (CBD), hence the need for more integrated community and government facilities in the identified integration zone.

To spatially integrate the lower income community of 'North End' with the established Central Business District (CBD), the development of the integrated precinct is proposed that includes the following:

- a) The relocation of the existing municipal offices, including the administration head office of the Municipality to the integrated precinct;
- b) Development of a new Community Hall;
- c) Relocation of the town's main Library to the integrated zone;

- d) Business Infrastructure (BEE HIVE CONCEPT) to unlock SMME opportunities and to seamlessly integrate existing SMME's into the mainstream economy of the town.
- e) An amphitheatre and sport facilities.



The identification and development of the integrated precinct is also recognised and confirmed in the Spatial Development Framework (SDF) and Integrated Development Plan (IDP) of the Municipality. The Municipality is also cognisant of the fact that it cannot in isolation address many of the social, economic challenges its residents are facing and therefore always seeks for greater cooperation and partnerships with other

spheres of government, civic organizations, private sector business and the public at large to bring about meaningful change in the livelihoods of the poorest of the poor amongst its residents.



The development of Phase I of the Integrated Precinct identified and funded through the RSEP Programme was completed during the last quarter of 2021.

Under Phase I the Thusong Service Centre was expanded to accommodate the entire financial services department of the municipality. Through this intervention the Municipality demonstrated its commitment to a one stop government services Centre that are closer to the people.

Phase II of the Integrated Precinct Development

The completion of RSEP Phase I resulted in the successful relocation of the financial services department to the integrated precinct. To make the relocation possible the Prince Albert Municipality was compelled to equip the new office building with a brand new “IT Server” at a cost of R 1 million. The relocation of municipal offices out of the traditional Central Business District (CBD) required a positive mindset toward change management on the side of all stakeholders including the community. Now that the financial services department is settled in at the new building the Municipality is left with no option, other than the completion of the integrated precinct development in its entirety.

To demonstrate the Municipality's commitment towards the fulfilment of the ideal of the integrated development precinct an amount of R 1 million was budgeted as co-funding towards

the development of phase II. Under Phase II (2) the Thusong Service Centre will be further extended with a new block of offices that will provide accommodation to the following departments:

- a) Office of the Municipal Manager
- b) Technical Services Department
- c) Corporate Service Department

It is further proposed to also incorporate the paving/pavement of the inner courtyard under phase II. This is essential for dust control and to make the Thusong Building Complex user and environmentally friendly.

Status of RSEP Phase II

The Municipality after numerous attempts failed to appoint a contractor for the construction of the additional municipal offices under phase II through a competitive bidding process. In some instances, non-responsive tenders were received and, in some instances, tender amounts exceed available funds/budgets to make an appointment. This resulted in underspending of the RSEP grant in the 2021/2022 financial and the eventual return / paying back of a substantial portion of the grant funding. The Municipality under the abovementioned circumstances and after consultation with the Provincial RSEP Office reviewed its implementing methodology to make Phase II a reality, resolved to take full control of the execution of the project and to manage and oversee the construction in-house. To this effect the procurement of all materials was placed on tender with the subsequent appointment of a supplier that was confirmed during November 2022.

This new development will see construction commence in January 2023 with completion of phase II planned towards 30 April 2023. The Municipality is further committed to make an additional R 250, 000 available as co-funding under Phase II with its adjustment budget in February 2023 which will bring the total co-funding of the Municipality to R 1, 250, 000

The financial projections and cost estimates reveal that the funds available in the current project budget is not sufficient to complete phase II to the point of occupation. The Prince Albert Municipality have applied for additional funds to complete Phase II of the RSEP Programme. The outstanding items on the project bill are the electrification of the building and the provision of air conditioning for the entire building. The exclusion or delay in the provision of these two items will render the building incomplete after construction and not ready to be occupied by the Municipality. The Municipality plans to embark on seamless construction of phase II and wish to avoid a situation where the project has to be stop or delayed for an unforeseen period due to funding shortages. It is against this background and with full realisation of the Municipality's

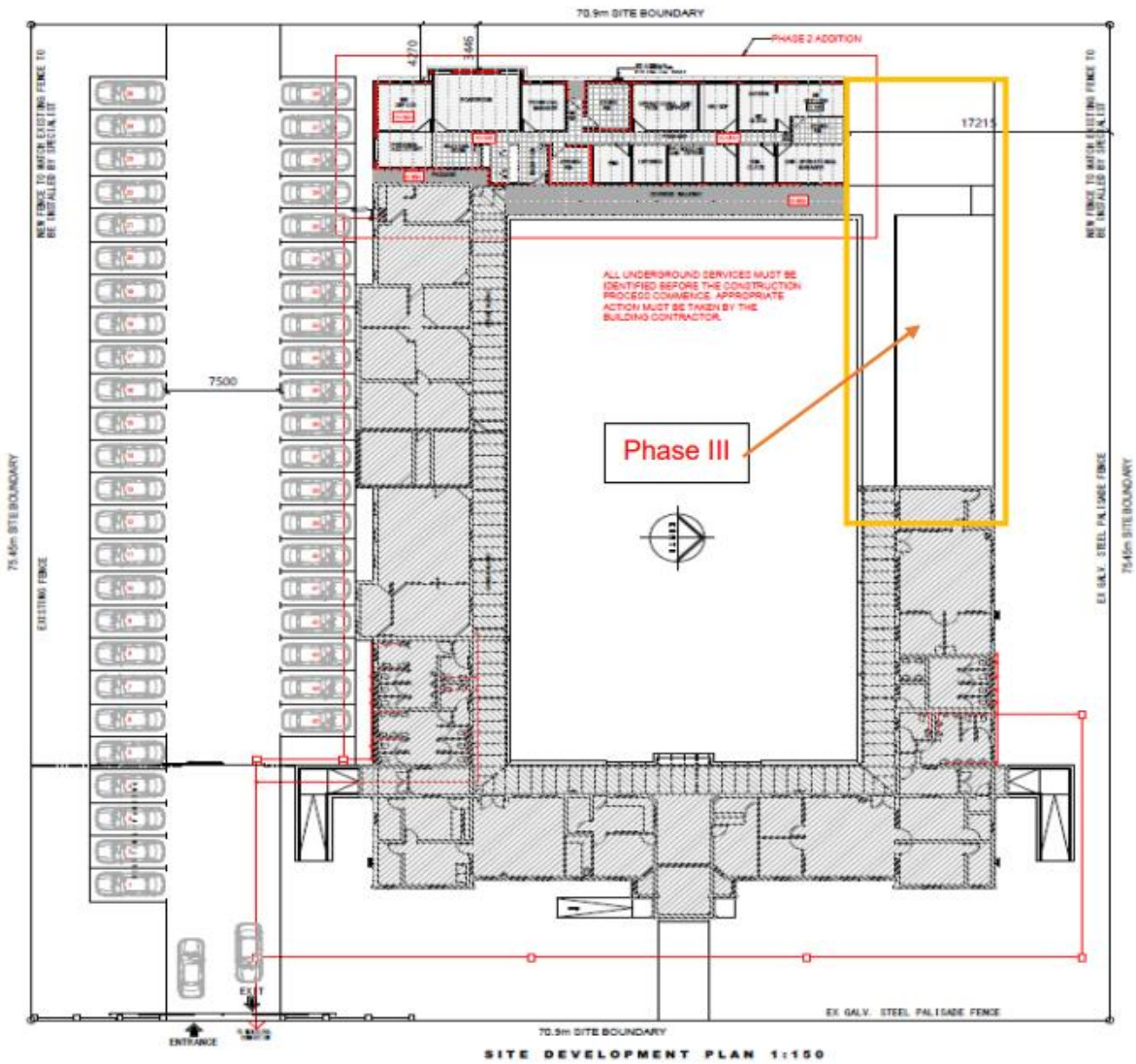
fiscal capacity that this funding application is lodge with the Provincial RSEP Office to consider funding the budget shortfall (as outlined in the financial estimates) in the current 2022/23 financial year. Should this funding be made available to the Municipality the successful relocation of the Municipal Administration Head Office to the integrated precinct will be achieved before 30 June 2023.



RSEP PHASE II – PRINCE ALBERT MUNICIPALITY NEW ADMINISTRATION HEAD OFFICE

Phase III of the Integrated Precinct Development

- a) Phase III (3) of the integrated precinct development makes provision for the following; Additional Office Space for Officials.
- b) Office space for full-time Councillors and Administrative staff of public office bearers.
- c) Council Chamber with reception area and dining facility for the development of Phase III the municipality is committed to contribute R 1million as co-funding. The Municipality is willing to make additional funds available should its financial position changes for the better and will review its co-funding commitment with its annual budget allocation.



PRINCE ALBERT MUNICIPAL BUILDING: COST ESTIMATE OF PHASES 2							
FUNDS REQUIRED							
OFFICES (ADMIN)	SQ M	R/SQ M	MATERIAL (TOTAL)	SKILLED (SPECIALIST) LABOUR	LABOURERS	TOTAL COST (FUNDS REQUIRED)	COST/SQ M)
Offices Admin: Municipal Manager, Corporate and Technical Services, etc.	243	9 213	1 419 763	455 000	364 000	2 238 763	9 213
Electrification of Building: Phase II	243	350	45 000	24 000	16 000	85 000	350
Air Conditioning Supply and Installation (All Offices)	243	1 004	185 000	37 000	22 000	244 000	1 004
Paving of gravel surface / Area Inside Thusong Centre Square	1000	478	310 700	95 600	71 700	478 000	478
PHASE II PROJECT COST ESTIMATE / FUNDS REQUIRED						3 045 763	12 534
FUNDS AVAILABLE PHASE II (2)	2022/2023 FINANCIAL YEAR						
Municipality Co-funding	-	-	-	-	-	1 000 000	
Municipal Co-funding February 2023 Adjustment Budget	-	-	-	-	-	250 000	
RSEP (roll-over)	-	-	-	-	-	1 000 000	
Other							
TOTAL:						2 000 000	
Balance (Shortfall)						- 795 763	
Municipality hereby request the department to consider funding the shortfall from the R 1 275 047.32 roll-over amount that was paid back.						- 795 763	

PHASE 3: 2023/24 & 2024/25		ADDITIONAL OFFICES FOR STAFF, COUNCILLORS (EXECUTIVE MAYOR; DEPUTY EXECUTIVE MAYOR; SPEAKER; PERSONAL ASSISTANTS OF PUBLIC OFFICE BEARERS; COUNCIL CHAMBER)						
FUNDS REQUIRED								
	SQ M	R/SQ M	MATERIAL	SKILLED (SPECIALIST) LABOUR	LABOURERS	TOTAL COST (FUNDS REQUIRED)	COST/SQ M)	
Offices (admin), Additional Offices for Staff, Councillors (Executive Mayor; Deputy Executive Mayor; Speaker; Personal Assistant of Public Office Bearers and Council chamber)	144	15 608	1 460 909	449 510	337 133	2 247 552	15 608	
Council Chamber and Reception / Dining Area	80	15 608	811 616	249 728	187 296	1 248 640	15 608	
Electrification of Building: Phase III	224	472	68 723	21 146	15 859	105 728	472	
Air Conditioning Supply and Installation (All Offices)	224	1 355	197 288	60 704	45 528	303 520	1 355	
PHASE II PROJECT COST ESTIMATE / FUNDS REQUIRED						3 905 440	17 435	
FUNDS AVAILABLE FOR PHASE III (3)	2023/2024 - 2024/2025 FINANCIAL YEARS							
Municipality Co-funding						1 000 000		
RSEP								
Other								
TOTAL:						1 000 000		
Balance (Shortfall) for Phase 3						- 2 905 440		
From RSEP 2023/24 & 2024/25						- 2 905 440		

TOTAL REQUIRED FROM RSEP 2022/2023 / 2023/2024 & 2024/25							
Phase II (2)						-	1 045 763
Phase III (3)						-	2 905 440
Total						-	3 951 203
2023/2024 RSEP FUNDING APPLICATION / REQUEST						-	2 000 000
2024/2025 RSEP FUNDING APPLICATION / REQUEST						-	1 951 203
TOTAL FUNDING APPLICATION / REQUEST FOR OVER TWO FINANCIAL YEARS						-	3 951 203

PHASE 4 & 5: 2025/26		LIBRARY, COMMUNITY HALL, BEE-HIVES (LED UNITS) , ACCESS ROADS, PARKING, ETC.					
FUNDS REQUIRED							
	SQ M	R/SQ M	MATERIAL	SKILLED (SPECIALIST) LABOUR	LABOURERS	TOTAL COST (FUNDS REQUIRED)	COST/SQ M)
Library & Community hall	706	16 857	7 735 512	2 380 158	1 785 118	11 900 788	16 857
Parking Area (Southern Side of Thusong Building)	700	532	242 060	74 480	55 860	372 400	1 250
Access road (x2) and Parking (all paved) - See Site Development Plan (RSEP)	2 078	2250	3 039 075	935 100	701 325	4 675 500	2 250
Amphitheatre, plain and landscaping as per Site Development Plan	1000	675	438 750	135 000	101 250	675 000	675
Bee-hives (LED units) 10 Units x 16 Square meters Each)	160	16 857	1 753 128	539 424	404 568	2 697 120	16 857
TOTAL:						20 320 808	
Funds available PHASE IV (4)		2025/2026 FINANCIAL YEAR AND BEYOND					
Municipality						3 000 000	
RSEP							
Other							
TOTAL:						3 000 000	
Balance (Shortfall)						- 17 320 808	
						- 17 320 808	

Phase IV of the Integrated Precinct Development

Phase IV of the integrated precinct development makes provision for a number socio and economic facilities that are of paramount importance to realise the maximum impact envisaged by the integrated zone. The following developments are planned and should be prioritised and implemented in the following order:

- a) Library Services
- b) BEE Hives, unlocking SMME Business Opportunity
- c) Community Hall
- d) Amphitheatre

The Municipality is committed to increase its co-funding considerably to contribute towards the development of phase IV. These funds will be realised from the sale of the current municipal building. The sale of the current municipal building will be put in motion once the development / construction of a new Council Chamber has commenced under phase III. The Municipality will also approach the Department of Arts, Culture and Sport for funding towards the relocation of the Library to the integrated precinct.



Example of possible building design under phase IV and V

CHAPTER 8: FINANCIAL MANAGEMENT

8.1 INTRODUCTION

This Chapter deals with the realisation of the IDP development objectives which translates into projects and programmes identified through an integrated process of inclusive planning and funding prioritisation. The effective implementation of any strategy is dependent on sufficient financial resources and the ability of the organisation to execute with specific reference to human capital as well as the institutionalisation of risk management and performance monitoring and evaluation.

The Prince Albert Municipality reviews its financial sustainability, current financial positions and Medium-Term Revenue and Expenditure Framework (MTREF) on an annual basis to enable the Municipality to deliver acceptable levels of services at affordable tariffs.

Below follows a synopsis of the financial state of affairs of the Prince Albert Municipality for the 2024/2025 financial year:

- The Municipality has a total operating budget of R 96 854 000 excluding a capital allocation of R 24 243 000. The Municipality budgeted for an operating surplus of R 97 000.
- The total indigent subsidy equates to R 8 107 792.
- The increase of Tariffs are as follows
 - o Rates - Average of 11.11%
 - o Water - 17%
 - o Electricity - 11%
 - o Refuse - 20%
 - o Sewerage - 12%
- The 6kl free water per month to indigent households is still active.
- The employee-related costs, equates to R 38 520 792 and represents 39.81% of the total expenditure.
- The Expanded Public Works Programme wages, leave, including standby are included in the employee-related costs.
- Work opportunities will be created from the capital projects and the Expanded Public Works Programme in the operating budget.

The credit control policy of the Prince Albert Municipality will be implemented accordingly. All income must realise and expenditure will be curbed to the budgeted figures to ensure that the Prince Albert Municipality does not experience any cashflow problems.

The MTREF includes the strategic goals of the current Integrated Development Plan. The revision of the MTREF is underlined by the following:

- Credible collection rates and consumers usage trends
- ESKOM increases in electricity
- Reduce growth in general expenses
- Inclusion of budget for preventative maintenance
- Available resources

The financial management of the Municipality is driven by various financial policies as required by legislation.

The main policies informing financial management and the financial strategies of the Municipality are:

- Tariff Policy
- Supply Chain Management Policy
- Borrowing funds and reserve policy
- Expenditure policy
- Rates policy
- Credit control, debt collection and indigent policy
- Budget policy
- Asset management policy
- Liquidity policy

Funding of operating and capital budget:

Section 18(1) of the MFMA states that an annual budget may only be funded from:

- Realistically anticipated revenue to be collected,
- Cash-backed accumulated funds from previous years' surpluses not committed for other purposes,
- Borrowed funds, but only for the capital budget referred to in section 17(2).

Achievement of this requirement effectively means that Council must approve a balanced, credible and sustainable budget. A credible budget is a budget that:

- Funds only activities consistent with the IDP and vice versa, ensuring the IDP is realistically achievable given the financial constraints of the Municipality,
- Is achievable in terms of agreed service delivery and performance targets, and contains revenue and expenditure projections that are consistent with current and past performance,

- Does not jeopardise the financial viability of the Municipality, and
- Provides managers with appropriate levels of delegation sufficient to meet their financial management responsibilities.

A sustainable budget is a budget which reflects sufficient revenue and adequate corporate stability in order to fund and deliver on service delivery and performance targets. The economic challenges will continue to pressurise municipal revenue generation and collection levels; hence a conservative approach is advised for projecting revenue. Municipalities will have to improve their efforts to limit non-priority spending and to implement stringent cost-containment measures.

8.2 GRANTS AND SUBSIDIES

8.2.1 Transfer and grant receipts

NOTE: The transfer and grant receipts will be updated with the Final 2024-2025 Integrated Development Plan and Budget.

8.2.2 Expenditure on transfers and grant programme

NOTE: The expenditure on transfers and grant programme will be updated with the Final 2024-2025 Integrated Development Plan and Budget.

8.3 CAPITAL BUDGET FOR THE 2024/2025 MTREF

NOTE: The capital budget for the 2024/2025 MTREF will be updated with the Final 2024-2025 Integrated Development Plan and Budget.

8.4 LONG-TERM FINANCIAL MANAGEMENT PLAN

Council has embarked on a process to compile a long-term financial plan for the next 10 years to early identify financial risks and determine and maximize all possible revenue streams, determine the future operational and capital expenditure responsibilities and ultimately do an approximate determination of the future dependency on Government grants and external borrowing, within the parameters of affordability levels of the current and future rate payers to honour their responsibility to the municipality.

PURPOSE OF THE LONG-TERM FINANCIAL PLAN

The purpose of this Long-term Financial Plan is *inter alia* to outline a comprehensive multi-year financial plan with the objective to ensure long-term financial sustainability and to limit risks on all levels.

The Long-term Financial Plan is essential to ensure that Prince Albert Municipality could sustainably implement and execute its constitutional competencies and mandate effectively without the risk to impair its capital base.

Furthermore, the Long-term Financial Plan must also serve the purpose to assist and inform the municipality to compile more effective and accurate future budgets to empower the municipality to meet the ever-growing demands of reliable Service Delivery.

SUMMARISED PROJECTED REVENUE AND EXPENDITURE

The following table provides a summation of the projected revenue and expenditure for the long-term:

REVENUE	2017	2018	2019	2020	2021	2022	2023	2024	2025	2026
	R (m)	R (m)	R (m)	R (m)	R(m)	R(m)	R(m)	R(m)	R(m)	R(m)
Property Rates 90% recovered	2.52	2.75	3.03	3.33	3.67	4.03	4.43	4.88	5.37	5.90
Electricity fees 90% recovered	11.5	12.1	12.9	13.6	14.5	15.3	16.2	17.2	18.3	19.40
Water Fees 85% recovered	2.79	3.27	3.61	3.99	4.41	4.88	5.39	5.95	6.58	7.27
Refuse removal fees 85% recovered	1.32	1.27	1.34	1.43	1.51	1.60	1.70	1.80	1.91	2.02
Sanitation fees 85% recovered	1.79	1.90	2.03	2.16	2.30	2.45	2.61	2.78	2.96	3.15
Equitable Share	16.2	17.6	18.9	20.41	22.01	23.7	25.6	27.6	29.8	32.12
Fines net of provision	1.03	1.08	1.13	1.18	1.25	1.31	1.38	1.44	1.52	1.59
Rental of Facilities	0.41	0.44	0.46	0.49	0.52	0.55	0.58	0.62	0.65	0.69
Interest on Investments	1.6	1.06	1.0	1.0	1.0	1.0	1.0	1.0	1.0	1.0
Interest on debtors 85% recovered	0.52	0.66	.76	.86	1.13	1.19	1.25	1.32	1.40	1.47
Licences and permits	0.18	0.18	0.19	0.20	0.21	0.22	0.23	0.24	0.25	0.26
Other Income	.46	.17	.19	.23	.25	.27	.3	.35	.4	.45
Total Cash Revenue	40.3	42.5	45.6	48.9	52.8	56.5	60.7	65.2	70.1	75.3
EXPENDITURE	2017	2018	2019	2020	2021	2022	2023	2024	2025	2026
	R (m)	R (m)	R (m)	R (m)	R (m)	R (m)	R (m)	R (m)	R (m)	R (m)
Employee cost	14.5	17.8	18.8	20.0	21.2	22.4	23.8	25.2	26.7	28.32
Councillors Remuneration	2.64	2.92	3.04	3.20	3.38	3.57	3.76	3.97	4.19	4.42
Repairs and maintenance	1.77	1.94	2.06	2.18	2.31	2.45	2.60	2.76	2.92	3.10
Bulk Purchases	7.96	8.45	9.03	9.62	10.25	10.9	11.6	12.3	13.1	14.07

Contracted Services and General Expenses	12.9	11.2	11.8	12.4	13.1	13.8	14.6	15.4	16.2	17
TOTAL EXPENDITURE	39.8	42.3	44.7	47.4	50.2	53.1	56.4	59.6	63.1	66.9
Total cash surplus	0.5	0.2	0.9	1.5	2.6	3.4	4.3	5.6	7.0	8.4

8.5 NATIONAL AND PROVINCIAL BUDGET ALLOCATIONS

This section provides an overview of the transfers and subsidies for the 2024/2025 to 2026/2027 MTREF, as funded by National and Provincial Departments.

The infrastructure projects and related capital projects are in various stages of implementation, with some being in the planning phase, others in implementation with construction happening, and some are in the process of being finalized and therefore in the 'close-out' phase. The information may be subject to change, depending on fiscal constraints and the availability of resources.

The figure below provides an overview of the transfers and subsidies which the Prince Albert Municipality will receive from the respective Departments:

PRINCE ALBERT MUNICIPALITY
TRANSFERS AND SUBSIDIES - MTREF 2024/2025 UNTIL 2026/2027

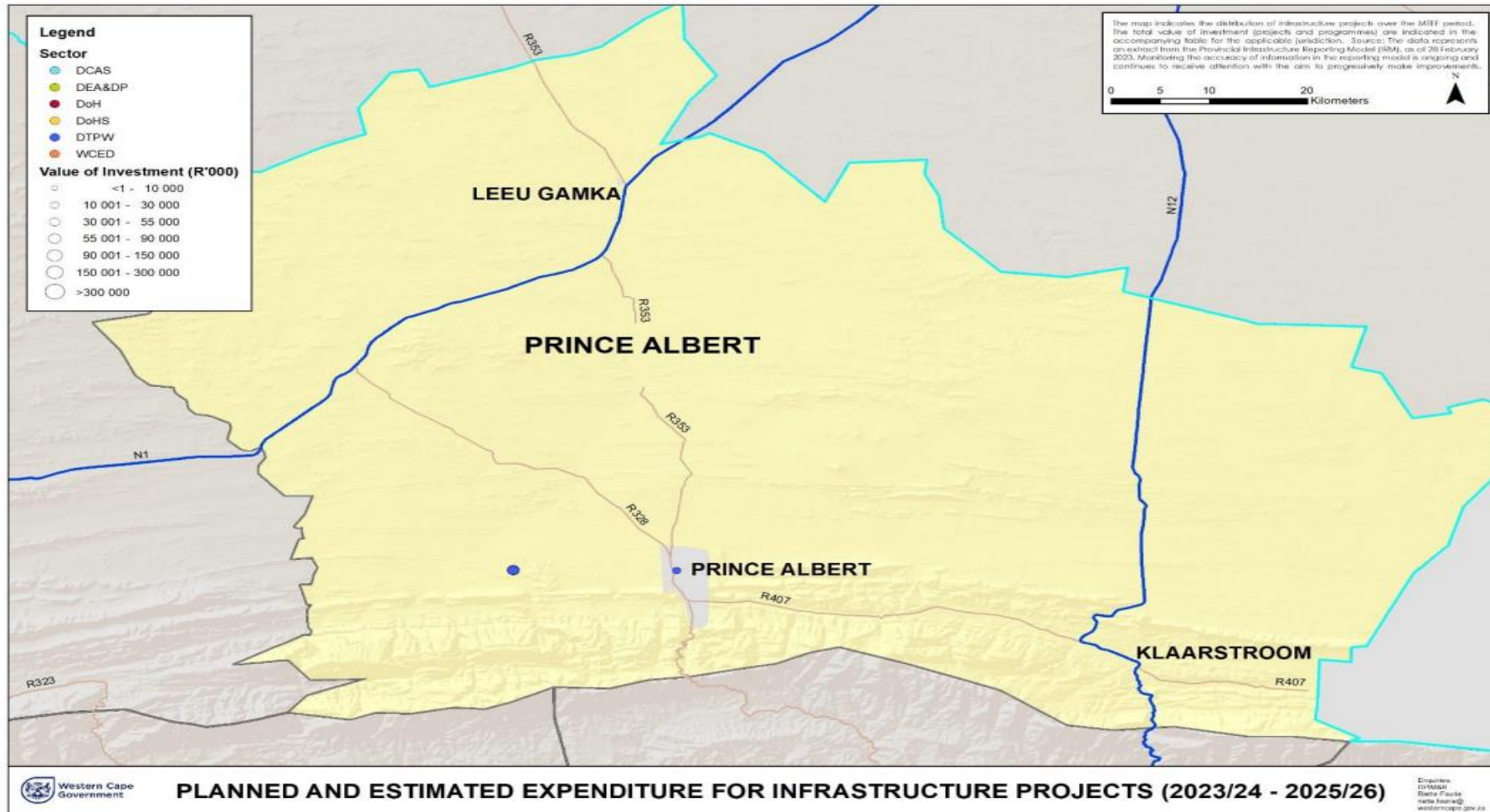
NATIONAL TREASURY			
Grant Description	Budget Year 2024/2025	Budget Year +1 2025/2026	Budget Year +2 2026/27
Equitable Share	30 299 000	31 231 000	31 860 000
Financial Management Grant (FMG)	1 800 000	1 900 000	2 000 000
Expanded Public Works Programme (EPWP) Grant	1 200 000	0	0
Municipal Infrastructure Grant	8 032 000	8 191 000	8 486 000
Energy Efficiency & Demand-Side Management Grant	0	0	4 192 000
Integrated National Electrification Programme Grant (INEP)	0	2 000 000	3 000 000
Water Services Infrastructure Grant (WSIG)	15 000 000	17 000 000	0
	56 331 000	60 322 000	49 538 000

PROVINCIAL TREASURY			
Grant Description	Budget Year 2024/2025	Budget Year +1 2025/2026	Budget Year +2 2026/27
Human Settlements Development Grant (Beneficiaries)	-	15 000 000	20 000 000
Title Deeds Restoration Grant	60 000	127 000	-
Financial Assistance to Municipalities for Maintenance and Construction of Transport Infrastructure	50 000	50 000	52 000
Informal Settlements Upgrading Partnership Grant	222 000	4 000 000	-
Library Service: Replacement Funding for Most Vulnerable B3 Municipalities	2 073 000	2 142 000	2 201 000
Community Library Services Grant	250 000	-	-
Municipal Energy Resilience Grant	400 000	-	-
Municipal Water Resilience Grant	1 000 000	-	-
Fire Service Capacity Building Grant	980 000	-	-
Thusong Service Centres Grant (Sustainability: Operational Support Grant)	150 000	150 000	-
Community Development Workers (CDW) Operational Support Grant	76 000	76 000	76 000
	5 261 000	21 545 000	22 329 000

Below figure represents the list of funded Provincial Infrastructure Investment Projects and Programmes for the Prince Albert Municipality:

Sector	Nature of Investment	Funding Source	Project Name	Project ID	IDMS Gate	Delivery mechanism	MTEF 2023/24 (Rand)	MTEF 2024/25 (Rand)	MTEF 2025/26 (Rand)	MTEF TOTAL (Rand)
Human Settlements	Infrastructure Transfers - Capital	Informal Settlements Upgrading Partnership Grant	Prince Albert: Klaarstroom: 50 UISP (Phase)	55964	Packaged Programme	Packaged with Sub-Contracts	180 000	3 000 000	0	3 180 000
Transport & Public Works	Rehabilitation, Renovations & Refurbishment	Provincial Roads Maintenance Grant	C1104 Reseal Meiringspoort to Prince Albert	194700	Stage 5: Works	Individual Project	20 000 000	0	0	20 000 000
Transport & Public Works	Infrastructure Transfers - Capital	Equitable Share	Financial assistance to municipalities for maintenance of Transport Infrastructure (CAP)	4021	Packaged Programme	Individual Project	0	18 000 000	19 000 000	37 000 000
Transport & Public Works	Infrastructure Transfers - Capital	Equitable Share	Financial assistance to municipalities for construction of Transport Infrastructure (CAP)	4019	Packaged Programme	Individual Project	39 300 000	13 900 000	21 000 000	74 200 000
GRAND TOTAL							59 480 000	34 900 000	40 000 000	134 380 000

The map below showcases the spatial distribution of Provincial Infrastructure Investment Projects (Individual Projects) in the Prince Albert Municipality:



CHAPTER 9: PERFORMANCE MANAGEMENT

9.1 INTRODUCTION

The Performance Management System serves as primary mechanism to monitor, review and improve the implementation of the Municipality's IDP and eventually the budget. The citizens of Prince Albert, like all other citizens in South Africa, have high expectations regarding service delivery by the Municipality. Elected representatives and the administration are continuously challenged to demonstrate that all levels of government are capable and committed to manage and utilise public resources in a way that will enhance economic growth and sustainability. This challenge is best illustrated through institutionalisation of mechanisms for performance management, monitoring and reporting.

In 2015 the Municipal Council approved a Performance Management System which provided for performance implementation, monitoring and evaluation at organisational as well as individual levels. Council also adopted a Performance Management Policy in 2018 with the aim to enhancing individual performance reviews through the formal institutionalisation of internal employee performance moderation structures. Individual Performance has however not been cascaded to the lowest level in the organisation, with only the Senior Managers performance being evaluated annually.

The Municipality has appointed a service provider, Ignite Advisory Services to render the services of an electronic, web-based performance management system, which is utilised for both individual and organisational performance management.

9.2 ORGANISATIONAL PERFORMANCE

It is a legislative requirement to revise the municipal key performance indicators at organisational level; for this reasons, the Municipality has to review its key performance indicators to ensure that it is aligned to the Integrated Development Plan and Budget. Regular monitoring and evaluation at this level are taking place and quarterly performance reports are submitted to Council for scrutiny and comment.

The organisational performance of the Municipality is evaluated by means of a municipal scorecard (Top Layer SDBIP) at organisational level and through the service delivery budget implementation plan (SDBIP) at directorate and departmental levels. The municipal scorecard (Top Layer SDBIP) sets out consolidated service delivery targets for senior management and

provides an overall picture of performance for the Municipality reflecting performance on its strategic priorities.

The directorate and departmental scorecards (detail SDBIP) capture the performance of each directorate or department, unlike the municipal scorecard, which reflects on the strategic priorities of the Municipality, the SDBIP provides detail of each outcome for which top management are responsible for, in other words a comprehensive picture of the performance of that directorate/sub-directorate.

SETTING OF KEY PERFORMANCE INDICATORS

Section 38 (a) of the Local Government: Municipal Systems Act, No. 32 of 2000, requires Municipalities to set appropriate key performance indicators as a yardstick for measuring performance, including outcomes and impact, regarding the community development priorities and objectives set out in its Integrated Development Plan (IDP).

Section 9(1) of the Municipal Planning and Performance Management Regulations to this Act maintains in this regard, that a Municipality must set key performance indicators, including input indicators, output indicators and outcome indicators in respect of each of the development priorities and objectives.

Annually, as required by Section 12 (1) of the Regulations to the Systems Act, the Municipality also sets performance targets for each of the key performance indicators. The IDP process and the performance management process must be integrated seamlessly as the Performance Management System serves to measure the performance of the Municipality on meeting its development objectives is contained in its Integrated Development Plan.

9.3 PERFORMANCE REPORTING

QUARTERLY REPORTS

Quarterly reports on financial and non-financial performance are done in terms of Section 52 (d) of the Local Government: Municipal Finance Management Act No. 56 of 2003. This report is published on the municipal website on a quarterly basis.

MID-YEAR REPORT

The performance of the first half of the financial year should be assessed and reported on in terms of Section 72 of the MFMA. This assessment must include the measurement of performance, the identification of corrective actions and recommendations for the adjustments of KPI's, if necessary. The format of the report must comply with the requirements set out in Section 33 of the Budget and Reporting Regulations. This report is submitted to Council before 25 January annually and published on the municipal website afterwards.

ANNUAL REPORT

Every municipality and every municipal entity must for each financial year prepare an annual report in accordance with this Chapter. The council of a municipality must within nine months after the end of a financial year deal with the annual report of the municipality and of any municipal entity under the municipality's sole or shared control in accordance with section 129.

9.4 IDP IMPLEMENTATION (IMAP): PROJECT AND PROGRAMME PLANNING

This section deals with the implementation and monitoring of the IDP projects and programmes aimed at achieving the vision and objectives of Prince Albert Municipality as set out in this document. The IDP and Budget are implemented through a Service Delivery and Budget Implementation Plan (SDBIP).

Furthermore, these development needs, strategies and financial resources are linked with each other in the IMAP which is attached as annexure D in this document to the IDP, thus ensuring alignment between the IDP and the budget.

The IMAP serves as a tool to plan, outline and monitor the implementation of the IDP. The IMAP will be used to annually formulate the service delivery budget implementation plan (SDBIP) and

performance indicators for the Municipality, which will be used to monitor the implementation of the municipal strategies (IDP) and budget.

The 2024/2025 Draft Top Layer SDBIP serves as a separate item to the Council and is submitted with the 2024-2025 Integrated Development Plan. This Draft Service Delivery and Budget Implementation Plan is subject to change, if circumstances permits, and will be considered by the custodian of the Top Layer Service Delivery and Budget Implementation Plan, the Executive Mayor, within the prescribed legislative timeframes.

The table below provides an overview of the IMAP:

IMAP Ref no	MUNICIPAL LINK			MUNICIPAL DELIVERY					Year 1: 2022/23		Year 2: 2023/24		Year 3: 2024/25	
	Strategic objective	Key performance area	Predetermined objective	Expected outcome/ Impact	Activity/ Indicator	Unit of measurement	Responsible Department	Ward no	Target	Estimated cost	Target	Estimated	Target	Estimated cost
1	To promote sustainable integrated development through social and spatial integration that eradicates the apartheid legacy	Environmental & spatial development	To ensure that we do not deplete the natural resources by practicing bio-diversity through greening, education and access	A well-maintained environment	Introduce a bio-diversity educational awareness programme	Number of awareness programmes	Strategic services	All	1	10	1	10	1	10
2	To promote sustainable integrated development through social and spatial integration that eradicates the apartheid legacy	Environmental & spatial development	To improve the processing of building plans and land use applications within the statutory framework	Spatial integration with economy of the municipal area and environmental sustainability responsibility	Approval of building plans within 30 days for buildings less than 500m2 and 60 days for buildings larger than 500m2 after all information required is correctly submitted	% Approved	Planning, Land Use and Building Control	All	100%	Part of normal operational budget				

iMAP Ref no	MUNICIPAL LINK			MUNICIPAL DELIVERY					Year 1: 2022/23		Year 2: 2023/24		Year 3: 2024/25	
	Strategic objective	Key performance area	Predetermined objective	Expected outcome/ Impact	Activity/ Indicator	Unit of measurement	Responsible Department	Ward no	Target	Estimated cost	Target	Estimated	Target	Estimated cost
3	To promote sustainable integrated development through social and spatial integration that eradicates the apartheid legacy	Environmental & spatial development	To improve the processing of building plans and land use applications within the statutory framework	Spatial integration with economy of the municipal area and environmental sustainability responsibility	Processing of land use applications within 120 days after receipt of all outstanding and relevant information and documents	% of applications evaluated	Planning, Land Use and Building Control	All	100%	Part of normal operational budget	100%	Part of operational budget	100%	Part of operational budget
4	To promote sustainable integrated development through social and spatial integration that eradicates the apartheid legacy	Environmental & spatial development	To minimise the long term, need for environmental maintenance	A well-maintained environment	Create awareness ito environmental management	Number of initiatives	Community Series	All	2	50	2	50	2	50
5	To, stimulate, strengthen & improve the economy for sustainable growth	Economic development	To deliver services in terms of agreed service levels	A credible LED strategy	Review the LED strategy and submit to council by end May 2023	Reviewed LED submitted to Council by end May 2023	Corporate and Community Services	All	1	Part of Operational Budget	1	Part of operational	1	Part of operational budget

iMAP Ref no	MUNICIPAL LINK			MUNICIPAL DELIVERY					Year 1: 2022/23		Year 2: 2023/24		Year 3: 2024/25	
	Strategic objective	Key performance area	Predetermined objective	Expected outcome/ Impact	Activity/ Indicator	Unit of measurement	Responsible Department	Ward no	Target	Estimated cost	Target	Estimated	Target	Estimated cost
6	To stimulate, strengthen and improve the economy for sustainable growth	Economic development	To create an enabling environment for the economy to grow	A reduction in the unemployment rate	Obtain funding for the implementation of the LED strategy	Number of funding applications submitted per annum	Strategic Services	All	2	n/a				
7	To stimulate, strengthen and improve the economy for sustainable growth	Economic development	To create an enabling environment for the economy to grow	A reduction in the unemployment rate	Implement awareness initiatives to attract investors	Number of initiatives	Strategic Services	All	1	n/a				
8	To stimulate, strengthen and improve the economy for sustainable growth	Economic development	To create an enabling environment for the economy to grow	Co-operative economic development between all stakeholders	The number of temporary jobs created through the municipality's local economic development EPWP projects, measured by the number of people temporary appointed in the EPWP programmes for the period	Number of people temporary appointed in the EPWP programs	Infrastructure Services	All	80	Part of EPWP allocation		Part of EPWP allocation		Part of EPWP allocation

iMAP Ref no	MUNICIPAL LINK			MUNICIPAL DELIVERY					Year 1: 2022/23		Year 2: 2023/24		Year 3: 2024/25	
	Strategic objective	Key performance area	Predetermined objective	Expected outcome/ Impact	Activity/ Indicator	Unit of measurement	Responsible Department	Ward no	Target	Estimated cost	Target	Estimated	Target	Estimated cost
9	To stimulate, strengthen and improve the economy for sustainable growth	Economic development	To develop skills required by the local economy	A reduction in the unemployment rate	Provide skills development to identified unemployed people	Number of training sessions	Strategic services	All	2	50				
10	To promote the general standards of living	Social development	To effectively maintain access to libraries services	Improvement of educational levels in the municipal area	Lodge library awareness programmes with exhibitions on identified topics	Number of exhibitions	Libraries	All	12	Part of operational budget				Part of operational budget
11	To promote the general standards of living	Social development	To effectively provide traffic services	Decrease in crime statistics	Provide road safety awareness education to the community	Number of awareness initiatives	Traffic & Protection Services	All	4	Part of operational budget		Part of operational		Part of operational budget

iMAP Ref no	MUNICIPAL LINK			MUNICIPAL DELIVERY					Year 1: 2022/23		Year 2: 2023/24		Year 3: 2024/25	
	Strategic objective	Key performance area	Predetermined objective	Expected outcome/ Impact	Activity/ Indicator	Unit of measurement	Responsible Department	Ward no	Target	Estimated cost	Target	Estimated	Target	Estimated cost
12	To promote the general standards of living	Social development	To effectively provide traffic services	Decrease in crime statistics	Optimal collection of fines issued for the financial year	% of fines collected	Traffic & Protection Services	All	70%	Part of operational budget		Part of operational		Part of operational budget
13	To promote the general standards of living	Social development	To effectively provide traffic services	Decrease in crime statistics	Implement Law Enforcement initiatives and safely home programmes to decrease incidents affecting traffic safety	Number of road blocks	Traffic & Protection Services	All	12	Part of operational budget				Part of operational budget
14	To promote the general standards of living	Social development	To effectively provide traffic services	Decrease in crime statistics	Annual review and submission of the Disaster Management Plan for assessment by the District by end May 2023	Plan reviewed	Traffic & Protection Services	All	100%	Part of operational budget				Part of operational budget

iMAP Ref no	MUNICIPAL LINK			MUNICIPAL DELIVERY					Year 1: 2022/23		Year 2: 2023/24		Year 3: 2024/25	
	Strategic objective	Key performance area	Predetermined objective	Expected outcome/ Impact	Activity/ Indicator	Unit of measurement	Responsible Department	Ward no	Target	Estimated cost	Target	Estimated	Target	Estimated cost
15	To promote the general standards of living	Social development	To deliver services in terms of agreed service levels	Decrease in crime statistics	Facilitate the functioning of the Community Policing Forum	Number of meetings	Community and Corporate Services	All	2	Part of the normal operational budget		Part of operational		Part of operational budget
16	To provide quality, affordable and sustainable services on an equitable basis	Basic service delivery & infrastructure development	To deliver services in terms of agreed service levels	All communities have access to the minimum standard of water, sanitation, refuse removal and electricity service delivery	Number of Residential account holders connected to the municipal electrical infrastructure network (credit and prepaid electrical metering)	# of Residential account holders connected to the municipal electrical infrastructure network (credit and prepaid electrical metering)	Electricity	All	2578	n/a				
17	To provide quality, affordable and sustainable services on an equitable basis	Basic service delivery & infrastructure development	To deliver services in terms of agreed service levels	Well-maintained infrastructure and equipment	Implement energy saving initiatives	Number of initiatives	Electricity	All	4	Part of normal operational budget		Part of operational		Part of operational budget

iMAP Ref no	MUNICIPAL LINK			MUNICIPAL DELIVERY					Year 1: 2022/23		Year 2: 2023/24		Year 3: 2024/25	
	Strategic objective	Key performance area	Predetermined objective	Expected outcome/ Impact	Activity/ Indicator	Unit of measurement	Responsible Department	Ward no	Target	Estimated cost	Target	Estimated	Target	Estimated cost
18	To provide quality, affordable and sustainable services on an equitable basis	Basic service delivery & infrastructure development	To deliver services in terms of agreed service levels	Well-maintained infrastructure and equipment	% of the electricity maintenance budget spent on repairs and maintenance of electricity assets	% of maintenance budget spent	Electricity	All	100%	Part of normal operational budget				Part of operational budget
19	To improve the general standards of living	Social development	To mitigate substance abuse	Decrease in crime statistics	Launch awareness campaigns	Number of initiatives	Community and Corporate Services	All	2	Part of operational budget		Part of operational		Part of operational budget
20	To provide quality, affordable and sustainable services on an equitable basis	Basic service delivery & infrastructure development	To deliver services in terms of agreed service levels	All communities have access to the minimum standard of water, sanitation, refuse removal and electricity service delivery	Provide refuse removal, refuse dumps and solid waste disposal to households within the municipal area	Number of households for which refuse is removed at least once a week	Refuse removal	All	2720	Part of operational budget		Part of operational budget		Part of operational budget

iMAP Ref no	MUNICIPAL LINK			MUNICIPAL DELIVERY					Year 1: 2022/23		Year 2: 2023/24		Year 3: 2024/25	
	Strategic objective	Key performance area	Predetermined objective	Expected outcome/ Impact	Activity/ Indicator	Unit of measurement	Responsible Department	Ward no	Target	Estimated cost	Target	Estimated	Target	Estimated cost
21	To provide quality, affordable and sustainable services on an equitable basis	Basic service delivery & infrastructure development	To deliver services in terms of agreed service levels	Well-maintained infrastructure and equipment	Implement Integrated waste management awareness campaign	Number of campaigns	Refuse removal	All	2	Part of normal operational budget		Part of operational budget		Part of operational budget
22	To provide quality, affordable and sustainable services on an equitable basis	Basic service delivery & infrastructure development	To deliver services in terms of agreed service levels	Well-maintained infrastructure and equipment	To develop and implement an infrastructure management and maintenance plan	Number of reports	Refuse removal	All	4	Part of normal operational budget		Part of operational		Part of operational budget
23	To provide quality, affordable and sustainable services on an equitable basis	Basic service delivery & infrastructure development	To deliver services in terms of agreed service levels	Well-maintained infrastructure and equipment	Recycled waste as a percentage of the total waste collected by June 2023	8% recycled of total waste collected	Refuse removal	1;2	8%	Part of normal operational budget		Part of operational		Part of operational budget
24	To provide quality, affordable and sustainable services on an equitable basis	Basic service delivery & infrastructure development	To deliver services in terms of agreed service levels	Well-maintained infrastructure and equipment	Annual external audit of landfill site and recycling plant	Number of audits	Refuse removal	1;2;4	1	80				

iMAP Ref no	MUNICIPAL LINK			MUNICIPAL DELIVERY					Year 1: 2022/23		Year 2: 2023/24		Year 3: 2024/25	
	Strategic objective	Key performance area	Predetermined objective	Expected outcome/ Impact	Activity/ Indicator	Unit of measurement	Responsible Department	Ward no	Target	Estimated cost	Target	Estimated	Target	Estimated cost
25	To provide quality, affordable and sustainable services on an equitable basis	Basic service delivery & infrastructure development	To deliver services in terms of agreed service levels	Well-maintained infrastructure and equipment	Provision of clean piped water to formal residential properties which are connected to the municipal water infrastructure network	Number of formal residential properties that meet agreed service standards for piped water	Water	All	2820	n/a				
26	To provide quality, affordable and sustainable services on an equitable basis	Basic service delivery & infrastructure development	To deliver services in terms of agreed service levels	Well-maintained infrastructure and equipment	Water assets is maintained in terms of the operational budget spent	% of operational budget of water spent	Water	All	100%	Part of normal operational budget				Part of operational budget

iMAP Ref no	MUNICIPAL LINK			MUNICIPAL DELIVERY					Year 1: 2022/23		Year 2: 2023/24		Year 3: 2024/25	
	Strategic objective	Key performance area	Predetermined objective	Expected outcome/ Impact	Activity/ Indicator	Unit of measurement	Responsible Department	Ward no	Target	Estimated cost	Target	Estimated	Target	Estimated cost
27	To provide quality, affordable and sustainable services on an equitable basis	Basic service delivery & infrastructure development	To deliver services in terms of agreed service levels	Well-maintained infrastructure and equipment	Limit water losses to not more than 15% {(Number of Kiloliters Water Purchased or Purified - Number of Kiloliters Water Sold) / Number of Kiloliters Water Purchased or Purified × 100}	Percentage (%) water losses calculated on a twelve month rolling period as KL billed/KL used	Water	All	15%	Part of normal operational budget				
28	To provide quality, affordable and sustainable services on an equitable basis	Basic service delivery & infrastructure development	To deliver services in terms of agreed service levels	Well-maintained infrastructure and equipment	Excellent water quality measured by the compliance of water Lab results with SANS 241 criteria for Prince-Albert, Leeu-Gamka and Klaarstroom	% of Lab Results complying with SANS 241	Water	All	80%	Part of normal operational budget				

iMAP Ref no	MUNICIPAL LINK			MUNICIPAL DELIVERY					Year 1: 2022/23		Year 2: 2023/24		Year 3: 2024/25	
	Strategic objective	Key performance area	Predetermined objective	Expected outcome/ Impact	Activity/ Indicator	Unit of measurement	Responsible Department	Ward no	Target	Estimated cost	Target	Estimated	Target	Estimated cost
30	To provide quality, affordable and sustainable services on an equitable basis	Basic service delivery & infrastructure development	To deliver services in terms of agreed service levels	Well-maintained infrastructure and equipment	Achieve Blue Drop status	% Achieved	Water	All	95%	Part of normal operational budget				Part of operational budget
31	To provide quality, affordable and sustainable services on an equitable basis	Basic service delivery & infrastructure development	To deliver services in terms of agreed service levels	Well-maintained infrastructure and equipment	Implement Water Awareness Campaigns	Number of campaigns	Water	All	4	Part of normal operational budget		Part of operational		Part of operational budget
32	To provide quality, affordable and sustainable services on an equitable basis	Basic service delivery & infrastructure development	To deliver services in terms of agreed service levels	Well-maintained infrastructure and equipment	Excellent waste water quality measured by the compliance of waste water Lab results with SANS irrigation standard (for Prince-Albert, Leeu-Gamka and Klaarstroom)	% of Lab Results compliant with SANS Irrigation standards	Waste water management	All	90%	Part of normal operational budget				

iMAP Ref no	MUNICIPAL LINK			MUNICIPAL DELIVERY					Year 1: 2022/23		Year 2: 2023/24		Year 3: 2024/25	
	Strategic objective	Key performance area	Predetermined objective	Expected outcome/ Impact	Activity/ Indicator	Unit of measurement	Responsible Department	Ward no	Target	Estimated cost	Target	Estimated	Target	Estimated cost
33	To provide quality, affordable and sustainable services on an equitable basis	Basic service delivery & infrastructure development	To deliver services in terms of agreed service levels	Well-maintained infrastructure and equipment	Achieve Green Drop status	% Achieved	Waste water management	All	87%	Part of normal operational budget		Part of operational budget		Part of operational budget
34	To maintain financial viability & sustainability through prudent expenditure, and sound financial systems	Financial sustainability & development	To implement mechanisms to improve debt collection	Financial viability of the municipality improved	Hold indigent awareness campaigns	Number of campaigns	Financial Services	All	1	Part of normal operational budget				Part of operational budget
35	To provide quality, affordable and sustainable services on an equitable basis	Basic Service Delivery and infrastructure development	To deliver services in terms of agreed service levels	Financial viability and secured access to services	Provide 6kl free basic water to registered indigent account holders per month	No of registered indigent account holders receiving 6kl of free water	Financial Services	All	1200	Part of Normal operational budget				Part of operational budget

iMAP Ref no	MUNICIPAL LINK			MUNICIPAL DELIVERY					Year 1: 2022/23		Year 2: 2023/24		Year 3: 2024/25	
	Strategic objective	Key performance area	Predetermined objective	Expected outcome/ Impact	Activity/ Indicator	Unit of measurement	Responsible Department	Ward no	Target	Estimated cost	Target	Estimated	Target	Estimated cost
36	To provide quality, affordable and sustainable services on an equitable basis	Basic service delivery and infrastructure development	To deliver services in terms of agreed service levels	Financial viability of the municipality improved and secured access to services	Provision of free basic sanitation services to registered indigent account holders which are connected to the municipal waste water (sanitation/sewage) network & are billed for sewerage service, irrespective of the number of water closets (toilets)	No of indigent account holders receiving free basic sanitation in terms of Equitable share requirements	Financial Services	All	1200	Part of normal operational budget!				Part of operational budget

iMAP Ref no	MUNICIPAL LINK			MUNICIPAL DELIVERY					Year 1: 2022/23		Year 2: 2023/24		Year 3: 2024/25	
	Strategic objective	Key performance area	Predetermined objective	Expected outcome/ Impact	Activity/ Indicator	Unit of measurement	Responsible Department	Ward no	Target	Estimated cost	Target	Estimated	Target	Estimated cost
37	To provide quality, affordable and sustainable services on an equitable basis	Basic service delivery and infrastructure development	To deliver services in terms of agreed service levels	Financial viability of the municipality improved	Provide 50kwh free basic electricity to registered indigent account holders connected to the municipal and Eskom electrical infrastructure network	No of indigent account holders receiving free basic electricity which are connected to the municipal and Eskom electrical infrastructure network	Financial Services	All	1200	Part of normal operational budget				
38	To provide quality, affordable and sustainable services on an equitable basis	Basic service delivery and infrastructure development	To deliver services in terms of agreed service levels	Financial viability of the municipality improved	Provision of free basic refuse removal, refuse dumps and solid waste disposal to registered indigent account holders	No of indigent account holders receiving free basic refuse removal monthly	Financial Services	All	1200	Part of normal operational budget				Part of operational budget
39	To maintain financial viability & sustainability through prudent expenditure, and sound financial systems	Financial sustainability & development	To promote a culture of good governance	Financial viability of the municipality improved	Review the required budget implementation policies	Number of policies	Financial Services	All	4	Part of normal operational budget				Part of operational budget

iMAP Ref no	MUNICIPAL LINK			MUNICIPAL DELIVERY					Year 1: 2022/23		Year 2: 2023/24		Year 3: 2024/25	
	Strategic objective	Key performance area	Predetermined objective	Expected outcome/ Impact	Activity/ Indicator	Unit of measurement	Responsible Department	Ward no	Target	Estimated cost	Target	Estimated	Target	Estimated cost
40	To maintain financial viability & sustainability through prudent expenditure, and sound financial systems	Financial sustainability & development	To implement mechanisms to improve debt collection	Financial viability of the municipality improved	Maintain a Year to Date (YTD) debtors payment percentage of 85%	Payment percentage (%) of debtors over 12 months rolling period	Financial Services	All	70%	Part of normal operational budget				Part of operational budget
41	To maintain financial viability & sustainability through prudent expenditure, and sound financial systems	Financial sustainability & development	To promote a culture of good governance	Clean audit report	Maintain a financially unqualified audit opinion for the 2018/19 financial year	Financial statements considered free from material misstatements as per Auditor General report	Financial Services	All	1	Part of normal operational budget				Part of operational budget
42	To maintain financial viability & sustainability through prudent expenditure, and sound financial systems	Financial sustainability & development	To implement mechanisms to improve debt collection	Financial viability of the municipality improved	Improved debt collection	Number of initiatives	Financial Services	All	1	Part of normal operational budget				Part of operational budget

iMAP Ref no	MUNICIPAL LINK			MUNICIPAL DELIVERY					Year 1: 2022/23		Year 2: 2023/24		Year 3: 2024/25	
	Strategic objective	Key performance area	Predetermined objective	Expected outcome/ Impact	Activity/ Indicator	Unit of measurement	Responsible Department	Ward no	Target	Estimated cost	Target	Estimated	Target	Estimated cost
43	To maintain financial viability & sustainability through prudent expenditure, and sound financial systems	Financial sustainability & development	To promote a culture of good governance	Financial viability of the municipality improved	Improve financial reporting	Number of MFMA section 71 reports submitted to council	Financial Services	All	12	Part of normal operational budget		Part of operational		Part of operational budget
44	To maintain financial viability & sustainability through prudent expenditure, and sound financial systems	Financial sustainability & development	To promote a culture of good governance	Financial viability of the municipality improved	Review the SCM policy	% completed	Financial Services	All	100%	Part of normal operational budget				Part of operational budget
45	To commit to the continues improvement of human skills and resources to delivery effective services	Institutional development & transformation	To develop and implement staff development and retention plans	Improved administrative capacity and internal service levels	Limit the vacancy rate	% Vacancy rate	Human Resources	All	20%	Part of operational budget				

iMAP Ref no	MUNICIPAL LINK			MUNICIPAL DELIVERY					Year 1: 2022/23		Year 2: 2023/24		Year 3: 2024/25	
	Strategic objective	Key performance area	Predetermined objective	Expected outcome/ Impact	Activity/ Indicator	Unit of measurement	Responsible Department	Ward no	Target	Estimated cost	Target	Estimated	Target	Estimated cost
46	To commit to the continues improvement of human skills and resources to delivery effective services	Institutional development & transformation	To develop and implement staff development and retention plans	Improved administrative capacity and internal service levels	The % of the Municipality`s training budget spent, measured as (Total Actual Training Expenditure/Approved Training Budget x 100)	% of training budget spend as at 30 June 2023	Corporate and Community Services	All	100%	Part of operational budget				Part of operational budget
47	To enhance participatory democracy	Good governance and public participation	To promote a culture of good governance	Clear understanding and effective working relationship on ward level	Develop the capacity of ward committees	Number of training sessions	Strategic Services	All	4	40				40
49	To enhance participatory democracy	Good governance and public participation	To promote a culture of good governance	Clean audit report	Train the Audit Committee and Performance Audit Committee	Number of training sessions	Municipal Manager	All	1	10				
50	To promote a culture of good governance	Good governance and public participation	To promote a culture of good governance	Clean audit report	Monitor municipal performance on a regular basis	Number of SDBIP reports submitted to council	Strategic Services	All	4	n/a				n/a

iMAP Ref no	MUNICIPAL LINK			MUNICIPAL DELIVERY					Year 1: 2022/23		Year 2: 2023/24		Year 3: 2024/25	
	Strategic objective	Key performance area	Predetermined objective	Expected outcome/ Impact	Activity/ Indicator	Unit of measurement	Responsible Department	Ward no	Target	Estimated cost	Target	Estimated	Target	Estimated cost
51	To enhance participatory democracy	Good governance and public participation	To promote a culture of good governance	Clean audit report	Risk based audit plan approved by Audit Committee before February 2023	Plan approved by end of February 2023	Municipal Manager	All	100%	Part of normal operational budget				Part of operational budget
52	To enhance participatory democracy	Good governance and public participation	To promote a culture of good governance	Clean audit report	Implementation of RBAP	% implemented	Municipal Manager	All	70%	Part of normal operational		Part of		Part of operational budget
53	To enhance participatory democracy	Good governance and public participation	To effectively support the regular ward meetings administratively	Clear understanding and effective working relationship on ward level	Facilitate the regular meeting of ward committees	Number of meetings	Strategic Services	All	4	Part of operational budget				Part of operational budget
54														
55	To promote the general standards of living	Social development	To establish home ownership	To establish home ownership	Title Deed registration of subsidised housing allocations	Number of title deed registered in respect of subsidised housing	Corporate and community services	1	100%	Part of project budget				Part of project budget

iMAP Ref no	MUNICIPAL LINK			MUNICIPAL DELIVERY					Year 1: 2022/23		Year 2: 2023/24		Year 3: 2024/25	
	Strategic objective	Key performance area	Predetermined objective	Expected outcome/ Impact	Activity/ Indicator	Unit of measurement	Responsible Department	Ward no	Target	Estimated cost	Target	Estimated	Target	Estimated cost
56	To promote the general standards of living	Environmental Management	To promote a culture of good governance	Maintain positive air quality	Enforcement of by-laws	Number of enforcement operations	Traffic & Protection Services	All	2	Part of operational budget		Part of		Part of operational budget
58	To stimulate, strengthen and improve the economy for sustainable growth	Local Economic Development	Promote economic development and growth opportunities	Number of LED projects facilitated	Provide training and opportunities to emerging business	Number of engagement with emerging business	Local Economic Development	All	4	Part of operational budget				Part of operational budget
59	Commit to the continuous improvement of human skills and resources to deliver effective services	Local Economic Development	To commit to continues improvement of human skills and resources to deliver effective services	Improved marketability of community in job market	Establish long distance learning facility in Prince Albert	Establishment of Long distance learning facility in Prince Albert	Corporate and community services	All	1	Part of operational budget				
61	To maintain financial viability & sustainability through prudent expenditure, and sound financial systems	Financial sustainability & development	To promote a culture of good governance	Ensuring that compliance deadlines are met	Draft annual performance report available for submission to Auditor-General together with Annual Financial Statements by not later than 31 August	Draft annual performance report submitted by 31 August 2022	Operational Manager	All	1	N/A	1	N/A	1	N/A

iMAP Ref no	MUNICIPAL LINK			MUNICIPAL DELIVERY					Year 1: 2022/23		Year 2: 2023/24		Year 3: 2024/25	
	Strategic objective	Key performance area	Predetermined objective	Expected outcome/ Impact	Activity/ Indicator	Unit of measurement	Responsible Department	Ward no	Target	Estimated cost	Target	Estimated	Target	Estimated cost
62	To enhance participatory democracy	Good Governance and Public Participation	To promote a culture of good governance	Ensuring that compliance deadlines are met	Submit the Mid-Year Performance Report in terms of sec72 of the MFMA to council to monitor the overall municipal performance and decide on corrective measures if necessary	Mid-year report submitted to mayor and MM by 25th January annually	Municipal Manager	All	1		1		1	

iMAP Ref no	MUNICIPAL LINK			MUNICIPAL DELIVERY					Year 1: 2022/23		Year 2: 2023/24		Year 3: 2024/25	
	Strategic objective	Key performance area	Predetermined objective	Expected outcome/ Impact	Activity/ Indicator	Unit of measurement	Responsible Department	Ward no	Target	Estimated cost	Target	Estimated	Target	Estimated cost
65	To maintain financial viability & sustainability through prudent expenditure, and sound financial systems	Financial sustainability & Development	To promote a culture of good governance	That 100% of the capital budget is spent on identified capital projects in the IDP	The % of the Municipality's capital budget spent on capital projects identified in the IDP, measured as the Total actual Year to Date (YTD) Capital Expenditure/ Total Approved Annual or Adjusted Capital Budget x 100	The % of the Municipality's capital budget spent on capital projects identified in the IDP	Municipal Manager	All	90%		90%		90%	
66	To enhance participatory democracy	Good Governance and Public Participation	To promote a culture of good governance	Ensuring that compliance deadlines are met	Risk based audit plan approved by Audit Committee for 2022/23 by June 2023	Risk based audit plan approved by Audit Committee by June 2023	Municipal Manager	All	1	N/A				

iMAP Ref no	MUNICIPAL LINK			MUNICIPAL DELIVERY					Year 1: 2022/23		Year 2: 2023/24		Year 3: 2024/25	
	Strategic objective	Key performance area	Predetermined objective	Expected outcome/ Impact	Activity/ Indicator	Unit of measurement	Responsible Department	Ward no	Target	Estimated cost	Target	Estimated	Target	Estimated cost
67	To maintain financial viability & sustainability through prudent expenditure, and sound financial systems	Financial sustainability & development	To promote a culture of good governance	Ensuring that compliance deadlines are met	The main budget is approved by Council by end of May 2023	The main budget is approved by Council by the legislative deadline of end May 2023	Municipal Manager	All	1	N/A			1	N/A
68	To enhance participatory democracy	Good Governance and Public Participation	To promote a culture of good governance	To ensure council meets regularly	Ensure that Council meet for a General Council Meeting once every quarter	The number of general council meetings per quarter	Municipal Manager	All	4	N/A	4	N/A	4	N/A
69	To enhance participatory democracy	Good Governance and Public Participation	To promote a culture of good governance	To ensure council meets regularly	Ensure that Council's section 80 committees per operational area meet once every quarter	Number of Council Section 80 committee meetings per operational area meet once every quarter	Municipal manager	All	4	N/A	4	N/A	4	N/A

iMAP Ref no	MUNICIPAL LINK			MUNICIPAL DELIVERY					Year 1: 2022/23		Year 2: 2023/24		Year 3: 2024/25	
	Strategic objective	Key performance area	Predetermined objective	Expected outcome/ Impact	Activity/ Indicator	Unit of measurement	Responsible Department	Ward no	Target	Estimated cost	Target	Estimated	Target	Estimated cost
70	To maintain financial viability & sustainability through prudent expenditure, and sound financial systems	Financial sustainability & development	To promote a culture of good governance	Ensuring that compliance deadlines are met	The adjustment budget is approved by Council before end of February 2023	Approval of Adjustments Budget before the end of February 2023	Municipal Manager	All	1	N/A	1	N/A	1	N/A
71	To enhance participatory democracy	Good Governance and Public Participation	To promote a culture of good governance	To ensure council meets regularly	The Top Layer SDBIP is approved by the Mayor within 28 days after the Main Budget has been approved	Top Layer SDBIP approved by the Mayor within 28 Days after approval of Main Budget	Municipal Manager	All	1	N/A	1	N/A	1	N/A

iMAP Ref no	MUNICIPAL LINK			MUNICIPAL DELIVERY					Year 1: 2022/23		Year 2: 2023/24		Year 3: 2024/25	
	Strategic objective	Key performance area	Predetermined objective	Expected outcome/ Impact	Activity/ Indicator	Unit of measurement	Responsible Department	Ward no	Target	Estimated cost	Target	Estimated	Target	Estimated cost
72	To commit to the continuous improvement of human skills and resources to deliver effective services	Municipal transformation & organisational development	Municipal transformation & organisational development	Equity targets are met in terms of approved equity plan	The number of people from employment equity target groups employed (appointed) in the three highest levels of management in compliance with Prince Albert Census Demographic statistical data	Number of people appointed/employed in terms of approved equity plan	Operational Manager	All	3	N/A	3	N/A	3	N/A

iMAP Ref no	MUNICIPAL LINK			MUNICIPAL DELIVERY					Year 1: 2022/23		Year 2: 2023/24		Year 3: 2024/25	
	Strategic objective	Key performance area	Predetermined objective	Expected outcome/ Impact	Activity/ Indicator	Unit of measurement	Responsible Department	Ward no	Target	Estimated cost	Target	Estimated	Target	Estimated cost
73	To maintain financial viability & sustainability through prudent expenditure, and sound financial systems	Financial sustainability & development	To implement mechanisms to improve debt collection	To promote a culture of good governance	Financial viability measured in terms of the outstanding service debtors (Total outstanding service debtors/ revenue received for services)	(Total outstanding service debtors/ revenue received for services)X100	Financial Services	All	12%	N/A	12%	N/A	12%	N/A

iMAP Ref no	MUNICIPAL LINK			MUNICIPAL DELIVERY					Year 1: 2022/23		Year 2: 2023/24		Year 3: 2024/25	
	Strategic objective	Key performance area	Predetermined objective	Expected outcome/ Impact	Activity/ Indicator	Unit of measurement	Responsible Department	Ward no	Target	Estimated cost	Target	Estimated	Target	Estimated cost
74	To maintain financial viability & sustainability through prudent expenditure, and sound financial systems	Financial sustainability & development	To implement mechanisms to improve debt collection	Improved debt collection	Financial viability measured in terms of the municipality's ability to meet it's service debt obligations ((Total operating revenue-operating grants received)/debt service payments due within the year)	(Total operating revenue-operating grants received)/debt service payments due within the year)	Financial Services	All	370	N/A	370	N/A	370	N/A

iMAP Ref no	MUNICIPAL LINK			MUNICIPAL DELIVERY					Year 1: 2022/23		Year 2: 2023/24		Year 3: 2024/25	
	Strategic objective	Key performance area	Predetermined objective	Expected outcome/ Impact	Activity/ Indicator	Unit of measurement	Responsible Department	Ward no	Target	Estimated cost	Target	Estimated	Target	Estimated cost
75	To maintain financial viability & sustainability through prudent expenditure, and sound financial systems	Financial sustainability & development	To improve cash management	To improve cash management	Financial viability measured in terms of the available cash to cover fixed operating expenditure ((Available cash+ investments)/ Monthly fixed operating expenditure)	((Available cash+ investments)/ Monthly fixed operating expenditure)	Financial Services	All	5.0	N/A	5.0	N/A	5.0	N/A

iMAP Ref no	MUNICIPAL LINK			MUNICIPAL DELIVERY					Year 1: 2022/23		Year 2: 2023/24		Year 3: 2024/25	
	Strategic objective	Key performance area	Predetermined objective	Expected outcome/ Impact	Activity/ Indicator	Unit of measurement	Responsible Department	Ward no	Target	Estimated cost	Target	Estimated	Target	Estimated cost
76	To promote the general standard of living	Basic service delivery & infrastructure development	To deliver services in terms of agreed service levels	To improve service delivery	Limit electricity losses to not more than 15% {(Number of Electricity Units Purchased and/or Generated - Number of Electricity Units Sold) / Number of Electricity Units Purchased and/or Generated) x 100}}	% Electricity losses achieved (Number of Electricity Units Purchased and/or Generated - Number of Electricity Units Sold) / Number of Electricity Units Purchased and/or Generated) x 100	Operational Manager	All	15%	N/A	15%	N/A	15%	N/A
77	To enhance participatory democracy	Good Governance and Public Participation	To promote a culture of good governance	Ensuring that compliance deadlines are met	Preparation of the final IDP review for submission to council to ensure compliance with legislation by 31 May annually	Reviewed IDP submitted to council for approval	Operational Manager	All	1	N/A	1	N/A	1	N/A

iMAP Ref no	MUNICIPAL LINK			MUNICIPAL DELIVERY					Year 1: 2022/23		Year 2: 2023/24		Year 3: 2024/25	
	Strategic objective	Key performance area	Predetermined objective	Expected outcome/ Impact	Activity/ Indicator	Unit of measurement	Responsible Department	Ward no	Target	Estimated cost	Target	Estimated	Target	Estimated cost
78	To stimulate, strengthen and improve the economy for sustainable growth.	Economic development	Promote economic development and growth opportunities	To stimulate, strengthen and improve the economy for sustainable growth	Implementation of the Local Economic Development Strategy	Number of LED initiative & activities implemented	Operational Manager	All	4	N/A	4	N/A	4	N/A
79	To enhance participatory democracy	Good Governance and Public Participation	To promote a culture of good governance	Ensuring that compliance deadlines are met	Preparation of the final IDP review for submission to council to ensure compliance with legislation by 31 May annually	Reviewed IDP submitted to council for approval	Operational Manager	All	1	N/A	1	N/A	1	N/A
82	To stimulate, strengthen and improve the economy for sustainable growth.	Economic development	Promote economic development and growth opportunities	To stimulate, strengthen and improve the economy for sustainable growth	Implementation of the Local Economic Development Strategy	Number of LED initiative & activities implemented	Operational Manager	All	4	N/A	4	N/A	4	N/A

iMAP Ref no	MUNICIPAL LINK			MUNICIPAL DELIVERY					Year 1: 2022/23		Year 2: 2023/24		Year 3: 2024/25	
	Strategic objective	Key performance area	Predetermined objective	Expected outcome/ Impact	Activity/ Indicator	Unit of measurement	Responsible Department	Ward no	Target	Estimated cost	Target	Estimated	Target	Estimated cost
83	To stimulate, strengthen and improve the economy for sustainable growth.	Economic development	Promote economic development and growth opportunities	To stimulate, strengthen and improve the economy for sustainable growth	Implementation of the Local Economic Development Strategy	Number of LED initiative & activities implemented	Operational Manager	All	4	N/A	4	N/A	4	N/A

9.4.1 UNREGISTERED PROJECTS

The following projects are not yet registered:

PROJECT	AREA	PROJECT DESCRIPTION	FUNDING SOURCE
PROJECT REGISTRATION OUTSTANDING	Prince Albert	PA: Upgrading of landfill site (additional land and airspace, security fencing and catch fence; increase berm height)	MIG
PROJECT REGISTRATION OUTSTANDING	Prince Albert	PA: Plant for landfill site (yellow plant: padfoot roller, front-end loader, dozer)	MIG
PROJECT REGISTRATION OUTSTANDING	Prince Albert	PA: New raw water pipeline from Dorps River to WTW	WSIG
PROJECT REGISTRATION OUTSTANDING	Prince Albert	PA: Upgrading of WTW (security fencing; pump station; treatment process)	MIG
PROJECT REGISTRATION OUTSTANDING	Prince Albert	PA: Replacement of old AC Pipes	WSIG
PROJECT REGISTRATION OUTSTANDING	Prince Albert	PA: Equipping of new production boreholes and relocation of supply pipeline	WSIG
PROJECT REGISTRATION OUTSTANDING	Prince Albert	PA: Upgrading of WWTW (intermediate processes; pump station; aerators, etc)	MIG
PROJECT REGISTRATION OUTSTANDING	Prince Albert	PA: New irrigation pipeline from WWTW to sport facilities and storage	MIG

PROJECT	AREA	PROJECT DESCRIPTION	FUNDING SOURCE
PROJECT REGISTRATION OUTSTANDING	Prince Albert	PA: Upgrading of South-end sewer network	CRR
PROJECT REGISTRATION OUTSTANDING	Prince Albert	PA: New High Mast Lights for public facilities (5)	MIG
PROJECT REGISTRATION OUTSTANDING	Prince Albert	PA: New street lighting for West-end extension (P4-area)	MIG
PROJECT REGISTRATION OUTSTANDING	Prince Albert	PA: Upgrading of transformers and mini-sub	CRR
PROJECT REGISTRATION OUTSTANDING	Prince Albert	PA: Refurbishment of existing transformers and mini-sub	INEG
PROJECT REGISTRATION OUTSTANDING	Prince Albert	PA: Waste Drop-off facilities	MIG
PROJECT REGISTRATION OUTSTANDING	Prince Albert	PA: Upgrading of various roads and storm water (RRAMS)	MIG / RURAL DEV
PROJECT REGISTRATION OUTSTANDING	Prince Albert	PA: Upgrading of storm water infrastructure (flood mitigation)	MIG
PROJECT REGISTRATION OUTSTANDING	Leeu-Gamka	LG: Upgrading of landfill site (access control, shaping of berms, fencing, waste separation, offices)	MIG

PROJECT	AREA	PROJECT DESCRIPTION	FUNDING SOURCE
PROJECT REGISTRATION OUTSTANDING	Leeu-Gamka	LG: Plant landfill site (yellow fleet: padfoot roller, front-end loader)	MIG
PROJECT REGISTRATION OUTSTANDING	Leeu-Gamka	LG: Upgrading of WTW (pre-treatment)	MIG
PROJECT REGISTRATION OUTSTANDING	Leeu-Gamka	LG: Equipping of existing boreholes	WSIG
PROJECT REGISTRATION OUTSTANDING	Leeu-Gamka	LG: Upgrading of elevated tanks in Newton Park	MIG
PROJECT REGISTRATION OUTSTANDING	Leeu-Gamka	LG: New water pipeline from WTW to Newton Park	MIG
PROJECT REGISTRATION OUTSTANDING	Leeu-Gamka	LG: Eradication of bucket system in Transnet area	WSIG
PROJECT REGISTRATION OUTSTANDING	Leeu-Gamka	LG: New High Mast Lights for public facilities (8)	MIG
PROJECT REGISTRATION OUTSTANDING	Leeu-Gamka	LG: Waste Transfer Station (Recovery Station)	MIG
PROJECT REGISTRATION OUTSTANDING	Leeu-Gamka	LG: Waste Drop-off facilities	MIG

PROJECT	AREA	PROJECT DESCRIPTION	FUNDING SOURCE
PROJECT REGISTRATION OUTSTANDING	Leeu-Gamka	LG: Upgrading of gravel roads in Bitterwater	MIG / RURAL DEV
PROJECT REGISTRATION OUTSTANDING	Leeu-Gamka	LG: Upgrading of main sewer pump station in Bitterwater	MIG
PROJECT REGISTRATION OUTSTANDING	Klaarstroom	KS: Upgrading of landfill site (fencing; cell rehabilitation, access control and offices)	MIG
PROJECT REGISTRATION OUTSTANDING	Klaarstroom	KS: Plant for landfill site (yellow plant: padfoot roller, front-end loader)	MIG
PROJECT REGISTRATION OUTSTANDING	Klaarstroom	KS: Upgrading of WTW (treatment process; relocation)	MIG
PROJECT REGISTRATION OUTSTANDING	Klaarstroom	KS: Equipping of existing boreholes	WSIG
PROJECT REGISTRATION OUTSTANDING	Klaarstroom	KS: New High Mast Lights for public facilities (4)	MIG
PROJECT REGISTRATION OUTSTANDING	Klaarstroom	KS: New street lighting for Louise Arries area	MIG
PROJECT REGISTRATION OUTSTANDING	Klaarstroom	KS: Waste Drop-off facilities	MIG

PROJECT	AREA	PROJECT DESCRIPTION	FUNDING SOURCE
PROJECT REGISTRATION OUTSTANDING	Klaarstroom	KS: Upgrading of transfer sewer pump station	MIG
PROJECT REGISTRATION OUTSTANDING	Klaarstroom	KS: Upgrading of Roads & Stormwater	MIG / RURAL DEV

9.4.2 UNFUNDED PROJECTS

The following projects are not yet funded, but have been identified as community needs.

PROJECT NAME	WARD	PROJECT DESCRIPTION	ESTIMATE BUDGET
BULK INFRASTRUCTURE			
Bulk sanitation	Prince Albert Road	Upgrade of WWTW	R 2 100 000
Water Provision	Prince Albert Road	Boreholes and Mains, including pump station	R 1 570 000
Water Provision	Prince Albert Road	Reservoir, including upgrade of WTW	R 980 000
Bulk sanitation	Prince Albert	Upgrade of WWTW phase 3, air raisin, including intake	R 2 500 000
Water Provision	Prince Albert	Upgrade of WTW, including and larger soda Ash plant, and Filtering, including borehole	R 6 000 000
Bulk water purification	Klaarstroom	Upgrade of WTW	R 2 500 000
Bulk Water	All wards	Telemetric system for WTW & WWTW	R 3 200 000
Sportfield	Prince Albert	Completion of effluent waste water pipeline to Sport fields	
Upgrade of landfill sites	Prince Albert	Material recover system	R4 000 000
Water Provision	Leeu-Gamka	Upgrade mains and water supply lines, upgrading of reticulation of asbestos pipeline	R 3 500 000
Bulk sanitation	Leeu-Gamka	Bulk sanitation connection to previous Spoornet areas	R 4 000 000
Water Provision	Leeu-Gamka	Bulk water connection, including mains and supply line to previous Spoornet area + Welgemoed + Newton Park	R 6 000 000
Bulk sanitation	Leeu-Gamka	Newton Park eradication of buckets with septic tanks	R 3 000 000
Bulk sanitation	Prince Albert	Bulk Sanitation effluent re-use, reservoir pump station and pipeline for irrigation + upgrade of inflow to WWTW, and reticulation pump stations	R 8 000 000

PROJECT NAME	WARD	PROJECT DESCRIPTION	ESTIMATE BUDGET
Bulk Sanitation	Leeu-Gamka	Bulk Sanitation, WWTW, chlorination, septic tank, and pump station for irrigation of effluent	R 3 000 000
Storm water Upgrade	Prince Albert & Leeu-Gamka	Storm water upgrade, including drainage and curbing, Adderley Street, North End and Bitterwater	R 5 000 000
Bulk Sanitation	Prince Albert	Internal bulk sanitation, including upgrading of septic tank system to waterborne systems	R 3 340 000
Water provision	Prince Albert	Storage dam	R 15 000 000
Water provision	Prince Albert	Boreholes and Mains + development of borehole field + reservoir	R 10 000 000
Street Lighting	Leeu-Gamka	Community Lighting	R 2 000 000
Public Transport	All wards	Upgrade of municipal roads	R 5 000 000
Public Transport	All Wards	Pavements and Terminus	R 9 000 000
Non-motorized transport projects	All Wards	Bicycle friendly roads	R 600 000
Electricity provision	All Wards	Kiosk and upgrade of Transformers	R 3 200 000
Electronic water metering	All Wards	Installation of prepaid water meters	R 4 000 000
Renewable energy	All Wards	Replacement of conventional lightning with renewable street lightning	R 25 000 000
Electricity metering system	All Wards	Upgrade of electricity meters + Back office	R 2 000 000
Prince Albert Integrated Environmental Precinct	Prince Albert	Pedestrian walkway and the upgrade of reserve from EE-Centre to town along the furrow. Alongside the pedestrian spline, trees and flowers endemic to the area will be planted. Construction of a 100-seat amphitheatre for community events as well as environmental exhibitions and open-air education and awareness.	R 17 000 000

PROJECT NAME	WARD	PROJECT DESCRIPTION	ESTIMATE BUDGET
Sport and recreation	Prince Albert	Sport precinct	R102 000 000
Economic Development	Klaarstroom	Integrated LED & Tourism Plan/ Strategy & Destination Marketing, SMME Tourism Development	R 1 300 000
Economic Development	Prince Albert	Integrated LED & Tourism Plan/ Strategy & Destination Marketing, SMME Tourism Development	R 3 100 000
Working for Water	All Wards	Alien clearing populars, prosopis, satansbos, cactuses	R 1 000 000
Human Settlements Development, 2121 units (backlog)	All Wards	Construction of new houses	R 104 100 000
Early Childhood Development	Leeu-Gamka	Facilitate the Construction of an ECD Centre that's safe & accessibly	R 2 000 000
Development Services	Prince Albert	Multi-purpose centre. ECD, offices for emerging farmers and SMME's	R 12 000 000
Landfill Sites	All Wards	Rehabilitation & Registration of Landfill Sites	R 9 000 000
SMME Development	All Wards	Development of SMME trading Hubs	R 5 000 000
Sector Plan`s Development	All Wards	Professional Fees for Socio-economic, Township Plans, Transport Plan, Housing Plan and Poverty Strategy, WSDP, Water safety plan, sewerage plan	R 8 000 000
Neighborhood & Urban Design	All Wards	Settlements Integration	R 5 000 000
SPECIAL PROJECTS			
Swartberg Pass Project Phase 2	Prince Albert	proposal serves as motivation for the Swartberg Pass Project, a community-based job creation initiative under the auspices of the Central Karoo's Strategic Framework for Economic Regeneration.	R 7,000,000

PROJECT NAME	WARD	PROJECT DESCRIPTION	ESTIMATE BUDGET
Pont over Gamka Dam	Prince Albert	The project aims to develop eco-cultural adventure tourism in the rural areas & link up with other tourism route 66	R 5,000,000
Gamkapoort development	Prince Albert	Develop a resting or eco park, with overnight facilities	R 4 500 000
2 nd Phase Thusong Service Centre	Prince Albert	The project aims to bring government services closer to the people.	R 5,100,000
Municipal Office	Prince Albert, Leeu-Gamka and Klaarstroom	Develop new offices, at the Thusong centre, in order to have all government services at one point. Equip and extend satellite offices	R 7 800 000
Community hall	Prince Albert	Establish a centre for community activity	R 3 700 000
Gap Housing & Low-Cost Housing	PAM area: Leeu-Gamka Prince Albert Klaarstroom	The project aims to reduce the housing backlog and development of shacks.	R 26,900,000
Vehicle Testing Centre	Prince Albert	To bring services closer to the community & more accessible.	R 2,300,000
Alternative Energy (Solar)	Prince Albert	To provide cost effective electricity. Job creation, Viability in terms of energy source.	R 25,000,000
Waste to Energy Project	Leeu-Gamka	Waste to Energy project to minimise waste and generate income /jobs	R750 000.00

PROJECT NAME	WARD	PROJECT DESCRIPTION	ESTIMATE BUDGET
Business Hives	PAM area: Leeu-Gamka Prince Albert Klaarstroom	The project aims to development an environment or space for upcoming entrepreneurs, create employment opportunities & contribute to the economy.	R 8,000,000
Community Tourism Plan	Prince Albert Area	Provide employment opportunities for HDI`s guidelines for the development for community tourism opportunities	R 1 000 000
Treintjies River Green Resort	Prince Albert	Provide a Tourism product, recreational facilities, including renovation and development of new structures, to enhance wellness of community and an alternative to nature tourism. A hub for Recreational tourism, including hiking, mountain biking, camping, etc	R 53 000 000
Fencing for comanage	All wards	Treintjiesrivier, Leeu-Gamka & Klaarstroom	R 5 000 000
Tourism Development Centres	Prince Albert, Klaarstroom Leeu-Gamka	Renovation of Municipal Buildings, equipping of Centres, Training of Personnel, operation	R 1 200 000
Community Learning Centre	Prince Albert	The development of Centre at the Thusong centre, where inhabitants can be trained with regards to life skills, basic skills, ABET, also online wit FET colleges and Universities, for formal training. Including negotiations with Higher Education and the equipment to handle online services	R 5 200 000
The upgrade of the furrow pipeline	Leeu-Gamka	To minimize the loss in the furrow, currently estimated to be 50%, and thus ensuring additional water for domestic use. Creating opportunity for effective farming through ensured water supply	R 36 000 000
Filling station, with facilities	Klaarstroom	Preparing the environment and getting all the relevant permissions, drafting the documentation	R 1 700 000

PROJECT NAME	WARD	PROJECT DESCRIPTION	ESTIMATE BUDGET
Agri Tourism Hub	Prince Albert	Draft model and facilitate establishment thereof	R 1 500 000
Upgrading of the Airfield	Prince Albert	In order to ensure that the produce for export are secured, including storage facilities and cooling facilities	R 25 000 000
Weigh bridge on N1 and N12	Prince Albert Road Klaarstroom	To ensure effective and efficient law enforcement	R 15 000 000
Community Food gardens	All Wards	To create food gardens including security and markets	R 3 000 000
Artificial recharge	All wards	To investigate and implement artificial recharge of all our boreholes.	R 15 000 000
TOTAL COST			R587 960 000

CONCLUSION

The review for the 2024-2025 Integrated Development Plan is to ensure:

- There is alignment between the Integrated Development Plan, The Budget, and the Service Delivery and Budget Implementation Plan.
- The role of the Municipality in respect of the provision of basic services is confirmed.
- The Integrated Development Plan complies with the applicable legislative prescripts.
- The 2022-2027 Council-Adopted Integrated Development Plan builds on the availability of financial and human capacity in achieving the strategic direction of the Prince Albert Municipality.
- The Spatial Development Framework is reflected in the Integrated Development Plan and its progress on the three fundamental actions identified by the Department of Environmental Affairs and Development Planning.
- Inclusion of the Water Services Master Plan, including the Water Services Development Plan 2023-2028.
- Inclusion of the Sewer Master Plan.
- Inclusion of the 2023 Socio-Economic Profile data.
- Updating of the Administration and Political Office Bearers structure.
- Updating of the Organisational Structure.
- Updating of the Employment Equity statistics.
- Updating of the Internal Audit Chapter.

Sustainable development facilitated through the Integrated Develop Plan process, including the Budget and its processes, will ultimately be possible and notwithstanding, contribute to the fulfilment of not only the strategic direction of the Prince Albert Municipality but that of the Country as a whole. Local Governments are closest to the people, and the delivery of basic services to communities stands at its forefront, with guiding principles enshrined in the Constitution of the Republic of South Africa, 1996, and other principal legislative prescripts.

The Prince Albert Municipality is committed to:

- Providing affordable and free basic services, where applicable, to the Greater Prince Albert Municipal Area in an efficient, economic, and effective manner.
- Fostering intergovernmental relations and cooperative governance.
- Utilise its planning instruments, even in the current economic climate, to reach towards achieving its strategic objective and Constitutional directive unto its residents in the Greater Prince Albert Municipal Area.

The Municipality is confident and committed to realizing the development strategy of the organization, in collaboration with its residents and stakeholders.



“Prince Albert, an area characterised by high quality of living and service delivery.”